

SOUTH DAKOTA BLACK HILLS COLD STREAM SURVEY
Crow Creek (Trib. of Redwater), Lawrence County
09-0037-00
2016

Table 1. Population and Biomass Estimates for Crow Creek (Trib. of Redwater)

Site Number: 31	Date Sampled: 05/26/2016	Conductivity (umhos/cm): 700
Site Midpoint (Latitude, Longitude): 44.56201742, -104.00884914	Site Length (m): 100	pH: 7.1
Survey Completed by: South Dakota Game, Fish and Parks	Mean Width (m): 6.0	Water Temperature (C):
Stream Classification: BR2	Number of Pass: 3	Voltage:

Species	Size Class	Total Number Captured	Est. # in site	Upper 95% CI	Lower 95% CI	# per Hectacre	Kg per Hectacre	# per Km	# per Acre	lb. per Acre	# per Mile	Mean Length (mm)	Mean Weight (grams)
Brown Trout	<200mm	31	31	31	31	515	33	310	209	29.27	499	106.2	63.6
Brown Trout	>=200mm	22	22	23	22	366	117	220	148	104.09	354	298.0	318.9
Brown Trout	All	53	53	54	53	881	193	530	357	172.71	853	185.8	219.6
Longnose Sucker	All	10	10	11	10	166	102	100	67	90.90	161	400.2	612.7
White Sucker	All	4	4	4	4	66	43	40	27	38.62	64	390.3	650.8

Stream sites are classified based on the estimates of adult trout over eight inches that exist within the site. Estimates are derived from 3-pass backpack electrofishing surveys at 100-meter sites within streams. While all fish in the site are collected and measured, only trout species are used for classifications. Sites are numbered in accordance for the distance (m) from the stream confluence of a higher order stream/river.

Based on number of trout in excess of eight inches	
Class BR1	Number of wild Brown Trout exceeds 150 per acre
Class BR2	Number of wild Brook Trout ranges from 25 to 150 per acre
Class BR3	Number of wild Brown Trout is less than 25 per acre
Class BK1	Number of wild Brook Trout exceeds 150 per acre
Class BK2	Number of wild Brook Trout ranges from 25 to 150 per acre
Class BK3	Number of wild Brook Trout is less than 25 per acre
Class RB1	Number of wild Rainbow Trout exceeds 25 per acre
Class RB2	Number of wild Rainbow Trout is less than 25 per acre

Table 2. Species composition and population estimates on Crow Creek (Trib. of Redwater), 2006-2016

Site 31

Species/Size	Date	Pop Est.	(95% C.I.)	Stream Classification
Brown Trout <200mm	Aug 21, 2006	188	173-203	
	Jul 28, 2008	5	5-5	
	Jul 09, 2015	16	16-16	
	May 26, 2016	31	31-31	
Brown Trout >=200mm	Aug 21, 2006	50	50-51	BR1
	Jul 28, 2008	18	18-18	BR2
	Jul 09, 2015	29	29-29	BR1

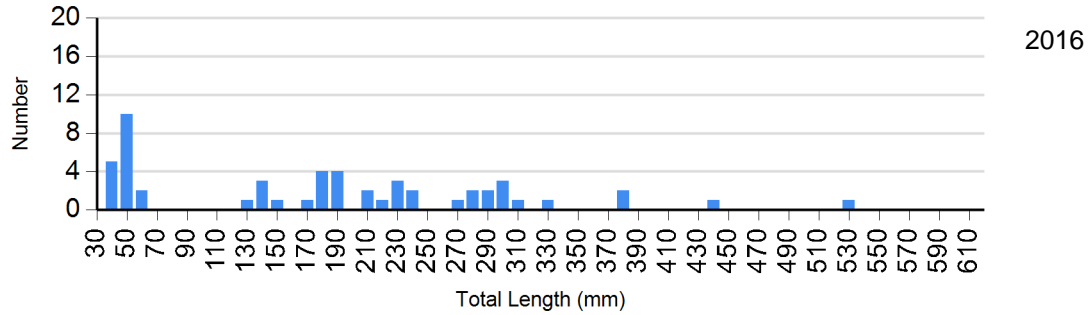
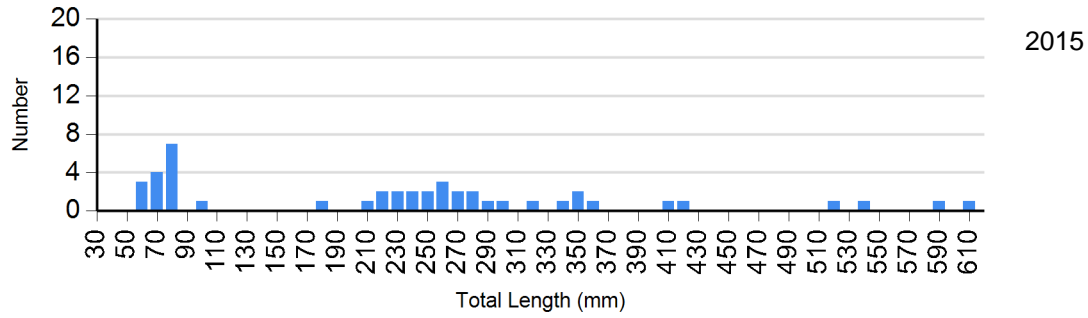
Brown Trout >=200mm	May 26, 2016	22	22-23	BR2
Longnose Sucker	Aug 21, 2006	3	3-4	
	Jul 09, 2015	4	4-4	
	May 26, 2016	10	10-11	
White Sucker	Aug 21, 2006	6	6-6	
	Jul 09, 2015	9	9-9	
	May 26, 2016	4	4-4	

Length Frequency Distribution

Length frequency histogram of species sampled by year.

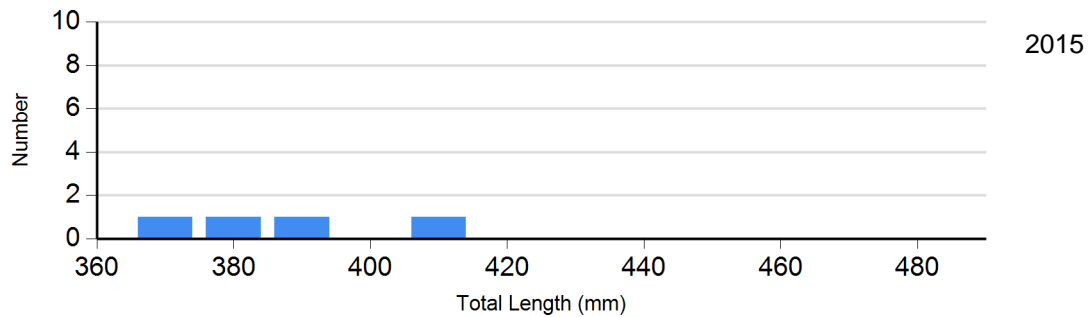
Site: 31

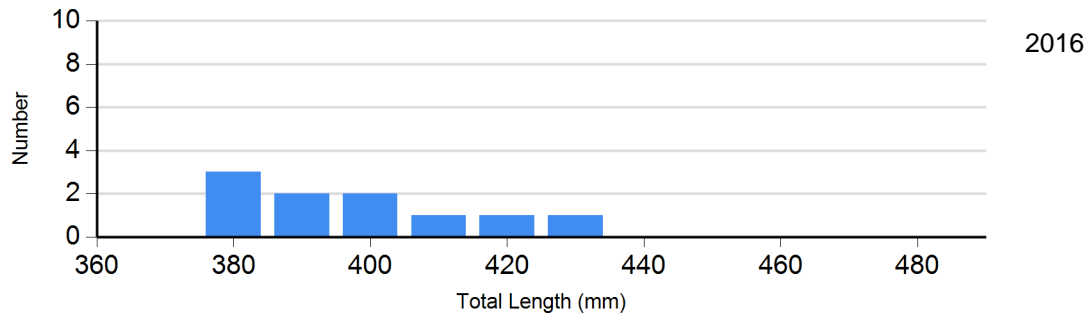
Species: Brown Trout



Site: 31

Species: Longnose Sucker





Site: 31
Species: White Sucker

