

**SOUTH DAKOTA BLACK HILLS COLD STREAM SURVEY**  
**Rapid Creek, Pennington County**  
**02-0062-00**  
**2001**

Table 1. Population and Biomass Estimates for Rapid Creek

<b>Site Number:</b> 1363	<b>Date Sampled:</b> 10/19/2001	<b>Conductivity (umhos/cm):</b> 579
<b>Site Midpoint (Latitude, Longitude):</b> 44.07961205, -103.20426495	<b>Site Length (m):</b> 100	<b>pH:</b> 8.8
<b>Survey Completed by:</b> South Dakota Game, Fish and Parks	<b>Mean Width (m):</b> 9.9	<b>Water Temperature (C):</b> 10.3
<b>Stream Classification:</b> BR1	<b>Number of Pass:</b> 4	<b>Voltage:</b> 300

Species	Size Class	Total Number Captured	Est. # in site	Upper 95% CI	Lower 95% CI	# per Hectacre	Kg per Hectacre	# per Km	# per Acre	lb. per Acre	# per Mile	Mean Length (mm)	Mean Weight (grams)
Brown Trout	<200mm	76	78	82	76	785	18	780	318	15.63	1255	119.9	22.3
Brown Trout	>=200mm	90	90	91	90	906	150	900	367	134.24	1448	253.0	166.0
Brown Trout	All	167	169	173	167	1701	170	1690	689	152.17	2719	192.0	100.2
Longnose Dace	All	5	5	6	5	50	0	50	20	0.18	80	71.6	4.0
Mountain Sucker	All	3	3	3	3	30	0	30	12	0.44	48	106.7	16.3
Rock Bass	All	11	21	65	11	211	4	210	86	3.48	338	94.8	18.5
White Sucker	All	9	9	10	9	91	39	90	37	34.39	145	272.8	425.2

<b>Site Number:</b> 1383	<b>Date Sampled:</b> 10/19/2001	<b>Conductivity (umhos/cm):</b> 568
<b>Site Midpoint (Latitude, Longitude):</b> 44.08487597, -103.22694435	<b>Site Length (m):</b> 100	<b>pH:</b> 8.8
<b>Survey Completed by:</b> South Dakota Game, Fish and Parks	<b>Mean Width (m):</b> 9.4	<b>Water Temperature (C):</b> 9.0
<b>Stream Classification:</b> BR1	<b>Number of Pass:</b> 4	<b>Voltage:</b> 300

Species	Size Class	Total Number Captured	Est. # in site	Upper 95% CI	Lower 95% CI	# per Hectacre	Kg per Hectacre	# per Km	# per Acre	lb. per Acre	# per Mile	Mean Length (mm)	Mean Weight (grams)
Brown Trout	<200mm	64	65	68	64	695	21	650	281	18.70	1046	127.2	30.1

Brown Trout	>=200mm	169	169	170	169	1807	302	1690	732	269.94	2719	250.3	167.3
Brown Trout	All	233	233	235	233	2491	323	2330	1009	288.35	3749	216.5	129.7
Golden Shiner	All	1	1	1	1	11	1	10	4	0.52	16	174.0	55.0
Green Sunfish	All	4	6	21	4	64	1	60	26	1.30	97	99.3	22.8
Hatchery Rainbow Trout	>=200mm	1	1	1	1	11	5	10	4	4.41	16	355.0	462.0
Hatchery Rainbow Trout	All	1	1	1	1	11	5	10	4	4.41	16	355.0	462.0
Largemouth Bass	All	11	12	17	11	128	1	120	52	0.68	193	77.4	5.9
Longnose Dace	All	3	3	4	3	32	0	30	13	0.23	48	87.0	8.0
Rock Bass	All	2	2	4	2	21	2	20	9	1.81	32	157.0	95.0
White Sucker	All	8	8	8	8	86	18	80	35	16.30	129	201.5	213.5

**Site Number:** 1393

**Site Midpoint (Latitude, Longitude):** 44.08551436, -103.23872222

**Survey Completed by:** South Dakota Game, Fish and Parks

**Stream Classification:** BR1

**Date Sampled:** 10/09/2001

**Site Length (m):** 100

**Mean Width (m):** 8.5

**Number of Pass:** 4

**Conductivity**

**(umhos/cm):**

**pH:**

**Water Temperature (C):**

**Voltage:**

393

8.6

11.6

300

Species	Size Class	Total Number Captured	Est. # in site	Upper 95% CI	Lower 95% CI	# per Hectacre	Kg per Hectacre	# per Km	# per Acre	lb. per Acre	# per Mile	Mean Length (mm)	Mean Weight (grams)
Brown Trout	<200mm	91	91	92	91	1077	29	910	436	26.22	1464	123.9	27.3
Brown Trout	>=200mm	200	200	201	200	2367	385	2000	959	343.78	3218	249.8	162.7
Brown Trout	All	291	291	293	291	3444	414	2910	1395	369.55	4682	210.5	120.2
Largemouth Bass	All	1	1	2	1	12	0	10	5	0.11	16	90.0	10.0
Longnose Dace	All	5	5	5	5	59	0	50	24	0.10	80	53.8	1.8
Rock Bass	All	3	3	3	3	36	2	30	14	2.00	48	142.3	63.0
White Sucker	All	51	51	52	51	604	217	510	244	193.62	821	264.3	359.3

**Site Number:** 1412  
**Site Midpoint (Latitude, Longitude):** 44.07907606, -103.25491933  
**Survey Completed by:** South Dakota Game, Fish and Parks  
**Stream Classification:** BR1

**Date Sampled:** 10/17/2001      **Conductivity (umhos/cm):** 495  
**Site Length (m):** 100      **pH:** 8.9  
**Mean Width (m):** 8.2      **Water Temperature (C):** 11.3  
**Number of Pass:** 4      **Voltage:** 300

Species	Size Class	Total Number Captured	Est. # in site	Upper 95% CI	Lower 95% CI	# per Hectacre	Kg per Hectacre	# per Km	# per Acre	lb. per Acre	# per Mile	Mean Length (mm)	Mean Weight (grams)
Brown Trout	<200mm	139	141	145	139	1712	40	1410	693	35.67	2269	121.2	23.3
Brown Trout	>=200mm	200	201	204	200	2440	390	2010	988	348.58	3234	251.9	160.0
Brown Trout	All	339	342	346	339	4152	431	3420	1682	384.78	5503	198.3	103.8
Green Sunfish	All	3	3	3	3	36	1	30	15	1.02	48	111.0	31.3
Longnose Dace	All	7	7	8	7	85	0	70	34	0.40	113	76.4	5.3
Rock Bass	All	16	16	16	16	194	11	160	79	9.88	257	128.0	56.9
White Sucker	All	88	88	89	88	1068	541	880	433	482.74	1416	312.3	506.0

**Site Number:** 1418  
**Site Midpoint (Latitude, Longitude):** 44.07495337, -103.25792832  
**Survey Completed by:** South Dakota Game, Fish and Parks  
**Stream Classification:** BR1

**Date Sampled:** 10/18/2001      **Conductivity (umhos/cm):** 485  
**Site Length (m):** 100      **pH:** 8.8  
**Mean Width (m):** 10.9      **Water Temperature (C):** 9.4  
**Number of Pass:** 4      **Voltage:** 300

Species	Size Class	Total Number Captured	Est. # in site	Upper 95% CI	Lower 95% CI	# per Hectacre	Kg per Hectacre	# per Km	# per Acre	lb. per Acre	# per Mile	Mean Length (mm)	Mean Weight (grams)
Brown Trout	<200mm	207	220	231	209	2011	47	2200	815	42.06	3540	114.4	23.4
Brown Trout	>=200mm	174	175	178	174	1600	256	1750	648	228.46	2816	251.0	159.9
Brown Trout	All	381	392	401	383	3584	307	3920	1452	274.43	6307	176.8	85.8
Longnose Dace	All	3	3	5	3	27	0	30	11	0.05	48	58.7	2.0
Rock Bass	All	4	4	6	4	37	1	40	15	0.89	64	90.5	27.3

White Sucker All 104 106 110 104 969 364 1060 393 325.45 1706 263.7 376.1

**Site Number:** 1420

**Date Sampled:** 10/18/2001

**Conductivity (umhos/cm):** 476

**Site Midpoint (Latitude, Longitude):** 44.07501237, -103.26040402

**Site Length (m):** 100

**pH:** 8.6

**Survey Completed by:** South Dakota Game, Fish and Parks

**Mean Width (m):** 10.3

**Water Temperature (C):** 10.7

**Stream Classification:** BR1

**Number of Pass:** 4

**Voltage:** 300

Species	Size Class	Total Number Captured	Est. # in site	Upper 95% CI	Lower 95% CI	# per Hectacre	Kg per Hectacre	# per Km	# per Acre	lb. per Acre	# per Mile	Mean Length (mm)	Mean Weight (grams)
Brown Trout	<200mm	160	179	195	163	1743	33	1790	706	29.54	2880	112.0	19.0
Brown Trout	>=200mm	169	171	175	169	1665	284	1710	674	253.98	2751	255.1	170.8
Brown Trout	All	329	343	354	332	3340	324	3430	1353	289.22	5519	185.5	97.0
Goldfish	All	2	2	3	2	19	0	20	8	0.14	32	85.5	8.0
Longnose Dace	All	1	1	5	1	10	0	10	4	0.15	16	120.0	17.0
White Sucker	All	12	12	13	12	117	14	120	47	12.85	193	152.3	123.2

**Site Number:** 1434

**Date Sampled:** 10/16/2001

**Conductivity (umhos/cm):** 271

**Site Midpoint (Latitude, Longitude):** 44.06752736, -103.27112322

**Site Length (m):** 100

**pH:** 8.9

**Survey Completed by:** South Dakota Game, Fish and Parks

**Mean Width (m):** 12.4

**Water Temperature (C):** 9.2

**Stream Classification:** BR1

**Number of Pass:** 4

**Voltage:** 300

Species	Size Class	Total Number Captured	Est. # in site	Upper 95% CI	Lower 95% CI	# per Hectacre	Kg per Hectacre	# per Km	# per Acre	lb. per Acre	# per Mile	Mean Length (mm)	Mean Weight (grams)
Brown Trout	<200mm	141	147	154	141	1187	29	1470	481	26.10	2365	118.3	24.6
Brown Trout	>=200mm	287	288	291	287	2326	413	2880	942	368.38	4634	258.2	177.4
Brown Trout	All	428	433	438	428	3497	444	4330	1416	396.71	6967	212.1	127.1
Green Sunfish	All	3	3	4	3	24	1	30	10	0.62	48	112.7	28.7

Longnose Dace	All	5	5	5	5	40	0	50	16	0.04	80	48.8	1.0
Rock Bass	All	5	5	6	5	40	5	50	16	4.05	80	171.6	112.4
White Sucker	All	92	94	98	92	759	217	940	307	194.00	1512	248.7	286.2

**Site Number:** 1444

**Site Midpoint (Latitude, Longitude):** 44.06406624, -103.27603653

**Survey Completed by:** South Dakota Game, Fish and Parks

**Stream Classification:** BR1

**Date Sampled:** 10/16/2001

**Site Length (m):** 100

**Mean Width (m):** 12.8

**Number of Pass:** 4

**Conductivity (umhos/cm):** 257

**pH:** 8.6

**Water Temperature (C):** 8.4

**Voltage:** 300

Species	Size Class	Total Number Captured	Est. # in site	Upper 95% CI	Lower 95% CI	# per Hectacre	Kg per Hectacre	# per Km	# per Acre	lb. per Acre	# per Mile	Mean Length (mm)	Mean Weight (grams)
Brown Trout	<200mm	176	223	260	186	1748	30	2230	708	26.38	3588	104.0	16.9
Brown Trout	>=200mm	142	143	146	142	1121	225	1430	454	201.04	2301	270.2	200.8
Brown Trout	All	319	346	363	329	2713	269	3460	1099	239.87	5567	178.2	99.0
Longnose Dace	All	2	2	3	2	16	0	20	6	0.04	32	69.0	3.0
White Sucker	All	8	8	8	8	63	44	80	25	39.57	129	387.0	706.6

**Site Number:** 1449

**Site Midpoint (Latitude, Longitude):** 44.06128245, -103.28022267

**Survey Completed by:** South Dakota Game, Fish and Parks

**Stream Classification:** BR1

**Date Sampled:** 10/17/2001

**Site Length (m):** 100

**Mean Width (m):** 9.7

**Number of Pass:** 4

**Conductivity (umhos/cm):** 383

**pH:** 8.9

**Water Temperature (C):** 8.6

**Voltage:** 300

Species	Size Class	Total Number Captured	Est. # in site	Upper 95% CI	Lower 95% CI	# per Hectacre	Kg per Hectacre	# per Km	# per Acre	lb. per Acre	# per Mile	Mean Length (mm)	Mean Weight (grams)
Brown Trout	<200mm	134	142	151	134	1468	19	1420	595	16.75	2285	99.5	12.8
Brown Trout	>=200mm	79	80	83	79	827	164	800	335	145.99	1287	269.6	197.7
Brown Trout	All	213	222	231	213	2295	186	2220	930	166.27	3572	162.6	81.1

Longnose Dace	All	1	1	3	1	10	0	10	4	0.01	16	52.0	1.0
White Sucker	All	36	37	40	36	383	262	370	155	233.81	595	387.2	684.6

**Site Number:** 1468  
**Site Midpoint (Latitude, Longitude):** 44.05764432, -103.29966114  
**Survey Completed by:** South Dakota Game, Fish and Parks  
**Stream Classification:** BR2, RB0

**Date Sampled:** 10/11/2001  
**Site Length (m):** 100  
**Mean Width (m):** 8.1  
**Number of Pass:** 4  
**Conductivity (umhos/cm):** 280  
**pH:** 8.6  
**Water Temperature (C):** 11.3  
**Voltage:** 300

Species	Size Class	Total Number Captured	Est. # in site	Upper 95% CI	Lower 95% CI	# per Hectacre	Kg per Hectacre	# per Km	# per Acre	lb. per Acre	# per Mile	Mean Length (mm)	Mean Weight (grams)
Brown Trout	<200mm	257	466	639	293	5747	59	4660	2327	52.39	7498	93.8	10.2
Brown Trout	>=200mm	21	21	21	21	259	134	210	105	119.64	338	363.2	517.4
Brown Trout	All	278	426	529	323	5253	255	4260	2128	227.61	6854	114.2	48.5
Hatchery Rainbow Trout	>=200mm	2	2	2	2	25	27	20	10	24.17	32	427.0	1097.5
Hatchery Rainbow Trout	All	2	2	2	2	25	27	20	10	24.17	32	427.0	1097.5
Longnose Dace	All	3	3	6	3	37	0	30	15	0.14	48	77.0	4.3
Rainbow Trout	<200mm	2	2	4	2	25	0	20	10	0.11	32	76.0	5.0
Rainbow Trout	All	2	2	4	2	25	0	20	10	0.11	32	76.0	5.0
White Sucker	All	1	1	3	1	12	0	10	5	0.03	16	64.0	3.0

**Site Number:** 1470  
**Site Midpoint (Latitude, Longitude):** 44.05718748, -103.30174973  
**Survey Completed by:** South Dakota Game, Fish and Parks  
**Stream Classification:** BR2, RB0

**Date Sampled:** 10/11/2001  
**Site Length (m):** 100  
**Mean Width (m):** 7.4  
**Number of Pass:** 4  
**Conductivity (umhos/cm):** 256  
**pH:** 8.6  
**Water Temperature (C):** 8.0  
**Voltage:** 300

Species	Size Class	Total Number Captured	Est. # in site	Upper 95% CI	Lower 95% CI	# per Hectacre	Kg per Hectacre	# per Km	# per Acre	lb. per Acre	# per Mile	Mean Length (mm)	Mean Weight (grams)
Brown Trout	<200mm	315	342	360	324	4627	41	3420	1874	36.41	5503	89.6	8.8
Brown Trout	>=200mm	21	21	21	21	284	116	210	115	103.30	338	339.1	407.2
Brown Trout	All	336	359	374	344	4857	164	3590	1967	146.20	5776	105.2	33.7
Hatchery Rainbow Trout	>=200mm	1	1	1	1	14	3	10	5	2.72	16	277.0	225.0
Hatchery Rainbow Trout	All	1	1	1	1	14	3	10	5	2.72	16	277.0	225.0
Longnose Dace	All	9	8	11	9	108	0	80	44	0.38	129	77.3	3.9
Rainbow Trout	<200mm	6	6	7	6	81	0	60	33	0.41	97	73.8	5.7
Rainbow Trout	All	6	6	7	6	81	0	60	33	0.41	97	73.8	5.7
White Sucker	All	2	2	4	2	27	0	20	11	0.11	32	76.0	4.5

**Site Number:** 1475  
**Site Midpoint (Latitude, Longitude):** 44.05381240, -103.30465286  
**Survey Completed by:** South Dakota Game, Fish and Parks  
**Stream Classification:** BR2, RB0

**Date Sampled:** 10/10/2001  
**Site Length (m):** 100  
**Mean Width (m):** 13.0  
**Number of Pass:** 4  
**Conductivity (umhos/cm):** 268  
**pH:** 8.7  
**Water Temperature (C):** 9.8  
**Voltage:** 300

Species	Size Class	Total Number Captured	Est. # in site	Upper 95% CI	Lower 95% CI	# per Hectacre	Kg per Hectacre	# per Km	# per Acre	lb. per Acre	# per Mile	Mean Length (mm)	Mean Weight (grams)
Brown Trout	<200mm	466	517	543	491	3988	39	5170	1615	34.43	8319	92.8	9.7
Brown Trout	>=200mm	24	24	25	24	185	62	240	75	55.62	386	319.0	336.5
Brown Trout	All	491	540	565	515	4165	107	5400	1687	95.40	8689	103.9	25.6
Hatchery Rainbow Trout	>=200mm	2	2	4	2	15	4	20	6	3.66	32	284.5	265.5
Hatchery Rainbow Trout	All	2	2	4	2	15	4	20	6	3.66	32	284.5	265.5
Longnose Dace	All	3	6	36	3	46	0	60	19	0.11	97	62.0	2.7

Rainbow Trout	<200mm	3	3	5	3	23	0	30	9	0.12	48	78.7	5.7
Rainbow Trout	All	3	3	5	3	23	0	30	9	0.12	48	78.7	5.7

**Site Number:** 1476  
**Site Midpoint (Latitude, Longitude):** 44.05345478, -103.30577465  
**Survey Completed by:** South Dakota Game, Fish and Parks  
**Stream Classification:** BR3, RB0

**Date Sampled:** 10/10/2001  
**Site Length (m):** 100  
**Mean Width (m):** 11.6  
**Number of Pass:** 4  
**Conductivity (umhos/cm):** 271  
**pH:** 8.8  
**Water Temperature (C):** 10.6  
**Voltage:** 300

Species	Size Class	Total Number Captured	Est. # in site	Upper 95% CI	Lower 95% CI	# per Hectacre	Kg per Hectacre	# per Km	# per Acre	lb. per Acre	# per Mile	Mean Length (mm)	Mean Weight (grams)
Brown Trout	<200mm	466	605	673	537	5224	55	6050	2116	49.07	9734	94.0	10.5
Brown Trout	>=200mm	7	7	7	7	60	18	70	24	16.13	113	304.9	298.9
Brown Trout	All	473	607	671	543	5241	78	6070	2123	69.20	9767	97.2	14.8
Hatchery Rainbow Trout	>=200mm	2	2	3	2	17	5	20	7	4.19	32	287.5	271.5
Hatchery Rainbow Trout	All	2	2	3	2	17	5	20	7	4.19	32	287.5	271.5
Longnose Dace	All	12	11	15	12	95	1	110	38	0.66	177	85.3	7.8
Rainbow Trout	<200mm	14	14	15	14	121	1	140	49	0.56	225	76.5	5.2
Rainbow Trout	All	14	14	15	14	121	1	140	49	0.56	225	76.5	5.2
White Sucker	All	4	4	5	4	35	16	40	14	13.98	64	349.5	453.3

**Site Number:** 1483  
**Site Midpoint (Latitude, Longitude):** 44.05216048, -103.31387353  
**Survey Completed by:** South Dakota Game, Fish and Parks  
**Stream Classification:** BR2, RB0

**Date Sampled:** 10/03/2001  
**Site Length (m):** 100  
**Mean Width (m):** 8.1  
**Number of Pass:** 4  
**Conductivity (umhos/cm):** 280  
**pH:** 8.6  
**Water Temperature (C):** 11.3  
**Voltage:** 300



Species	Size Class	Total Number Captured	Est. # in site	Upper 95% CI	Lower 95% CI	# per Hectacre	Kg per Hectacre	# per Km	# per Acre	lb. per Acre	# per Mile	Mean Length (mm)	Mean Weight (grams)
Brown Trout	<200mm	415	592	688	496	7300	80	5920	2957	71.64	9525	95.2	11.0
Brown Trout	>=200mm	18	18	18	18	222	52	180	90	46.70	290	274.2	235.6
Brown Trout	All	433	585	663	507	7214	147	5850	2922	130.94	9413	102.6	20.3
Mountain Sucker	All	1	1	3	1	12	0	10	5	0.04	16	76.0	4.0
Rainbow Trout	<200mm	11	30	145	11	370	2	300	150	2.07	483	75.7	6.3
Rainbow Trout	All	11	30	145	11	370	2	300	150	2.07	483	75.7	6.3

Site Number: 1484

Site Midpoint (Latitude, Longitude): 44.05129956, -103.31372445

Survey Completed by: South Dakota Game, Fish and Parks

Stream Classification: BR2, RB0

Date Sampled: 10/03/2001

Site Length (m): 100

Mean Width (m): 8.4

Number of Pass: 4

Conductivity (umhos/cm):

pH:

Water Temperature (C):

Voltage:

300

Species	Size Class	Total Number Captured	Est. # in site	Upper 95% CI	Lower 95% CI	# per Hectacre	Kg per Hectacre	# per Km	# per Acre	lb. per Acre	# per Mile	Mean Length (mm)	Mean Weight (grams)
Brown Trout	<200mm	690	749	775	723	8946	99	7490	3623	88.21	12051	94.2	11.0
Brown Trout	>=200mm	16	16	16	16	191	66	160	77	58.82	257	313.6	344.8
Brown Trout	All	706	763	788	738	9113	170	7630	3691	151.57	12277	99.2	18.6
Rainbow Trout	<200mm	6	6	6	6	72	1	60	29	0.84	97	96.7	13.2
Rainbow Trout	All	6	6	6	6	72	1	60	29	0.84	97	96.7	13.2

Site Number: 1656

Site Midpoint (Latitude, Longitude): 44.05452135, -103.40589571

Survey Completed by: South Dakota Game, Fish and Parks

Stream Classification: BR1

Date Sampled: 10/01/2001

Site Length (m): 100

Mean Width (m): 7.6

Number of Pass: 3

Conductivity (umhos/cm):

pH:

Water Temperature (C):

Voltage:

380

8.8

15.0

300

Species	Size Class	Total Number Captured	Est. # in site	Upper 95% CI	Lower 95% CI	# per Hectacre	Kg per Hectacre	# per Km	# per Acre	lb. per Acre	# per Mile	Mean Length (mm)	Mean Weight (grams)
Brown Trout	<200mm	201	249	285	213	3289	54	2490	1332	48.35	4006	104.8	16.5
Brown Trout	>=200mm	43	43	44	43	568	103	430	230	92.09	692	262.2	181.6
Brown Trout	All	244	278	302	254	3672	167	2780	1487	149.40	4473	132.5	45.6

**Site Number:** 1833  
**Site Midpoint (Latitude, Longitude):** 44.07611720, -103.47551527  
**Survey Completed by:** South Dakota Game, Fish and Parks  
**Stream Classification:** BK0, BR1, RB2

**Date Sampled:** 10/02/2001  
**Site Length (m):** 107  
**Mean Width (m):** 7.7  
**Number of Pass:** 3  
**Conductivity (umhos/cm):** 283  
**pH:** 8.7  
**Water Temperature (C):** 12.0  
**Voltage:** 300

Species	Size Class	Total Number Captured	Est. # in site	Upper 95% CI	Lower 95% CI	# per Hectacre	Kg per Hectacre	# per Km	# per Acre	lb. per Acre	# per Mile	Mean Length (mm)	Mean Weight (grams)
Brook Trout	<200mm	7	7	8	7	91	0	65	37	0.39	105	74.7	4.9
Brook Trout	All	7	7	8	7	91	0	65	37	0.39	105	74.7	4.9
Brown Trout	<200mm	110	222	383	110	2879	24	2075	1166	21.62	3338	76.2	8.4
Brown Trout	>=200mm	62	62	63	62	804	190	579	326	169.40	932	282.7	235.9
Brown Trout	All	172	202	227	177	2620	237	1888	1061	211.53	3038	150.6	90.4
Rainbow Trout	<200mm	1	1	1	1	13	0	9	5	0.31	15	126.0	27.0
Rainbow Trout	>=200mm	3	3	4	3	39	21	28	16	18.63	45	363.0	536.3
Rainbow Trout	All	4	4	4	4	52	21	37	21	18.95	60	303.8	409.0
Rock Bass	All	1	1	1	1	13	1	9	5	0.83	15	147.0	72.0

**Site Number:** 1843  
**Site Midpoint (Latitude, Longitude):** 44.07203156, -103.47488319  
**Survey Completed by:** South Dakota Game, Fish and Parks  
**Stream Classification:** BK0, BR1, RB2

**Date Sampled:** 10/01/2001  
**Site Length (m):** 100  
**Mean Width (m):** 6.2  
**Number of Pass:** 3  
**Conductivity (umhos/cm):** 259  
**pH:** 8.8  
**Water Temperature (C):** 9.2  
**Voltage:** 300

Species	Size Class	Total Number Captured	Est. # in site	Upper 95% CI	Lower 95% CI	# per Hectacre	Kg per Hectacre	# per Km	# per Acre	lb. per Acre	# per Mile	Mean Length (mm)	Mean Weight (grams)
Brook Trout	<200mm	7	8	14	7	130	1	80	53	0.99	129	88.7	8.6
Brook Trout	All	7	8	14	7	130	1	80	53	0.99	129	88.7	8.6
Brown Trout	<200mm	28	53	121	28	859	11	530	348	9.78	853	85.0	12.8
Brown Trout	>=200mm	58	58	58	58	940	225	580	381	200.87	933	291.9	239.3
Brown Trout	All	86	87	90	86	1410	233	870	571	208.44	1400	224.5	165.6
Rainbow Trout	>=200mm	1	1	1	1	16	3	10	7	2.36	16	266.0	163.0
Rainbow Trout	All	1	1	1	1	16	3	10	7	2.36	16	266.0	163.0

**Site Number:** 1853  
**Site Midpoint (Latitude, Longitude):** 44.07655505, -103.48401117  
**Survey Completed by:** South Dakota Game, Fish and Parks  
**Stream Classification:** BK2, BR1, RB1

**Date Sampled:** 10/02/2001  
**Site Length (m):** 100  
**Mean Width (m):** 10.0  
**Number of Pass:** 3  
**Conductivity (umhos/cm):** 253  
**pH:** 8.3  
**Water Temperature (C):** 7.9  
**Voltage:** 300

Species	Size Class	Total Number Captured	Est. # in site	Upper 95% CI	Lower 95% CI	# per Hectacre	Kg per Hectacre	# per Km	# per Acre	lb. per Acre	# per Mile	Mean Length (mm)	Mean Weight (grams)
Brook Trout	<200mm	17	17	17	17	170	2	170	69	1.42	274	83.8	9.4
Brook Trout	>=200mm	8	10	19	8	100	27	100	40	23.70	161	287.0	265.8
Brook Trout	All	25	25	26	25	250	23	250	101	20.38	402	148.8	91.4
Brown Trout	<200mm	72	81	93	72	809	5	810	328	4.30	1303	64.2	6.0
Brown Trout	>=200mm	53	53	55	53	529	208	530	214	185.82	853	329.9	393.1
Brown Trout	All	125	132	140	125	1319	226	1320	534	201.82	2124	176.8	171.4
Rainbow Trout	<200mm	43	43	45	43	430	12	430	174	10.73	692	126.8	28.0
Rainbow Trout	>=200mm	20	20	21	20	200	69	200	81	61.68	322	313.9	345.8
Rainbow Trout	All	63	63	65	63	629	82	630	255	73.33	1014	186.2	130.5

**Site Number:** 1952  
**Site Midpoint (Latitude, Longitude):** 44.08822830, -103.57398811  
**Survey Completed by:** South Dakota Game, Fish and Parks  
**Stream Classification:** BR2

**Date Sampled:** 10/01/2001  
**Site Length (m):** 100  
**Mean Width (m):** 7.8  
**Number of Pass:** 3  
**Conductivity (umhos/cm):** 270  
**pH:** 9.1  
**Water Temperature (C):** 8.5  
**Voltage:** 300

Species	Size Class	Total Number Captured	Est. # in site	Upper 95% CI	Lower 95% CI	# per Hectacre	Kg per Hectacre	# per Km	# per Acre	lb. per Acre	# per Mile	Mean Length (mm)	Mean Weight (grams)
Brown Trout	<200mm	28	29	32	28	370	8	290	150	7.02	467	113.3	21.3
Brown Trout	>=200mm	14	14	15	14	179	20	140	72	17.57	225	226.9	110.2
Brown Trout	All	42	43	46	42	548	28	430	222	24.93	692	151.2	50.9
Hatchery Rainbow Trout	>=200mm	1	1	1	1	13	1	10	5	1.20	16	203.0	105.0
Hatchery Rainbow Trout	All	1	1	1	1	13	1	10	5	1.20	16	203.0	105.0
Rock Bass	All	15	15	17	15	191	5	150	77	4.48	241	116.1	26.2

Stream sites are classified based on the estimates of adult trout over eight inches that exist within the site. Estimates are derived from 3-pass backpack electrofishing surveys at 100-meter sites within streams. While all fish in the site are collected and measured, only trout species are used for classifications. Sites are numbered in accordance for the distance (m) from the stream confluence of a higher order stream/river.

Based on number of trout in excess of eight inches	
<b>Class BR1</b>	Number of wild Brown Trout exceeds 150 per acre
<b>Class BR2</b>	Number of wild Brook Trout ranges from 25 to 150 per acre
<b>Class BR3</b>	Number of wild Brown Trout is less than 25 per acre
<b>Class BK1</b>	Number of wild Brook Trout exceeds 150 per acre
<b>Class BK2</b>	Number of wild Brook Trout ranges from 25 to 150 per acre
<b>Class BK3</b>	Number of wild Brook Trout is less than 25 per acre
<b>Class RB1</b>	Number of wild Rainbow Trout exceeds 25 per acre
<b>Class RB2</b>	Number of wild Rainbow Trout is less than 25 per acre

Table 2. Species composition and population estimates on Rapid Creek, 1991-2001

**Site 1363**

Species/Size	Date	Pop Est.	(95% C.I.)	Stream Classification
Brown Trout <200mm	Sep 28, 1993	28	19-53	
	Oct 04, 1996	66	55-82	
	Oct 06, 1999	278	184-372	
	Oct 18, 2000	153	153-153	
	Oct 19, 2001	78	76-82	
Brown Trout >=200mm	Sep 28, 1993	22	20-28	BR2
	Oct 04, 1996	29	26-36	BR2

Brown Trout >=200mm	Oct 06, 1999	105	79-137	BR1
	Oct 18, 2000	150	150-150	BR1
	Oct 19, 2001	90	90-91	BR1
Goldfish	Oct 06, 1999	1	1-1	
Green Sunfish	Sep 28, 1993	3	3-4	
Hatchery Rainbow Trout >=200mm	Sep 28, 1993	1	1-1	
	Oct 18, 2000	2	2-2	
Largemouth Bass	Oct 04, 1996	2	2-2	
Longnose Dace	Sep 28, 1993	139	132-147	
	Oct 04, 1996	13	14-17	
	Oct 06, 1999	3	3-4	
	Oct 18, 2000	86	80-94	
	Oct 19, 2001	5	5-6	
Mountain Sucker	Sep 28, 1993	44	44-46	
	Oct 04, 1996	11	11-12	
	Oct 06, 1999	2	2-4	

Mountain Sucker	Oct 18, 2000	14	14-14
	Oct 19, 2001	3	3-3
Rock Bass	Sep 28, 1993	2	2-2
	Oct 04, 1996	5	3-24
	Oct 06, 1999	2	2-4
	Oct 18, 2000	1	1-3
	Oct 19, 2001	21	11-65
White Sucker	Sep 28, 1993	147	140-155
	Oct 04, 1996	40	35-50
	Oct 06, 1999	26	26-28
	Oct 18, 2000	40	40-41
	Oct 19, 2001	9	9-10

---

**Site 1383**

---

<b>Species/Size</b>	<b>Date</b>	<b>Pop Est.</b>	<b>(95% C.I.)</b>	<b>Stream Classification</b>
Brown Trout <200mm	Oct 06, 1999	50	46-57	
	Oct 18, 2000	95	90-102	

---

Brown Trout <200mm	Oct 19, 2001	65	64-68	
Brown Trout >=200mm	Oct 06, 1999	115	112-120	BR1
	Oct 18, 2000	163	162-165	BR1
	Oct 19, 2001	169	169-170	BR1
Golden Shiner	Oct 19, 2001	1	1-1	
Green Sunfish	Oct 06, 1999	6	5-13	
	Oct 18, 2000	9	9-10	
	Oct 19, 2001	6	4-21	
Hatchery Rainbow Trout >=200mm	Oct 06, 1999	1	1-1	
	Oct 18, 2000	2	2-2	
	Oct 19, 2001	1	1-1	
Largemouth Bass	Oct 06, 1999	20	20-20	
	Oct 18, 2000	2	2-2	
	Oct 19, 2001	12	11-17	
Longnose Dace	Oct 06, 1999	1	1-2	
	Oct 18, 2000	20	21-32	



Longnose Dace	Oct 19, 2001	3	3-4
Mountain Sucker	Oct 18, 2000	2	2-3
Rock Bass	Oct 18, 2000	1	1-1
	Oct 19, 2001	2	2-4
White Sucker	Oct 06, 1999	14	14-14
	Oct 18, 2000	9	9-10
	Oct 19, 2001	8	8-8

---

**Site 1393**

---

<b>Species/Size</b>	<b>Date</b>	<b>Pop Est.</b>	<b>(95% C.I.)</b>	<b>Stream Classification</b>
Brown Trout <200mm	Oct 10, 1996	199	182-216	
	Oct 05, 1999	25	25-27	
	Oct 17, 2000	86	85-89	
	Oct 09, 2001	91	91-92	
Brown Trout >=200mm	Oct 10, 1996	92	91-95	BR1
	Oct 05, 1999	80	67-97	BR1
	Oct 17, 2000	199	196-203	BR1

---

Brown Trout >=200mm	Oct 09, 2001	200	200-201	BR1
Green Sunfish	Oct 10, 1996	1	1-1	
Largemouth Bass	Oct 09, 2001	1	1-2	
Longnose Dace	Oct 10, 1996	4	5-8	
	Oct 17, 2000	1	1-5	
	Oct 09, 2001	5	5-5	
Mountain Sucker	Oct 10, 1996	2	2-3	
Rock Bass	Oct 10, 1996	1	1-1	
	Oct 05, 1999	2	2-4	
	Oct 17, 2000	1	1-2	
	Oct 09, 2001	3	3-3	
White Sucker	Oct 10, 1996	70	64-79	
	Oct 05, 1999	43	36-56	
	Oct 17, 2000	58	58-60	
	Oct 09, 2001	51	51-52	

<b>Species/Size</b>	<b>Date</b>	<b>Pop Est.</b>	<b>(95% C.I.)</b>	<b>Stream Classification</b>
Brown Trout <200mm	Oct 22, 1991	176	74-403	
	Oct 05, 1992	163	127-199	
	Sep 28, 1993	142	116-168	
	Sep 29, 1994	314	245-383	
	Oct 03, 1995	215	171-259	
	Sep 26, 1996	151	152-172	
	Oct 05, 1999	149	127-171	
	Oct 17, 2000	216	214-220	
	Oct 17, 2001	141	139-145	
Brown Trout >=200mm	Oct 22, 1991	123	108-140	BR3
	Oct 05, 1992	116	111-123	BR1
	Sep 28, 1993	164	113-219	BR1
	Sep 29, 1994	86	82-92	BR1
	Oct 03, 1995	96	92-102	BR1
	Sep 26, 1996	120	90-155	BR1

Brown Trout >=200mm	Oct 05, 1999	88	80-99	BR1
	Oct 17, 2000	185	185-186	BR1
	Oct 17, 2001	201	200-204	BR1
Green Sunfish	Oct 05, 1992	1	1-5	
	Sep 28, 1993	2	2-2	
	Sep 29, 1994	1	1-2	
	Oct 17, 2001	3	3-3	
Longnose Dace	Oct 22, 1991	5	6-8	
	Oct 05, 1992	2	2-3	
	Sep 28, 1993	2	2-4	
	Sep 29, 1994	12	9-25	
	Oct 03, 1995	2	2-3	
	Sep 26, 1996	1	1-2	
	Oct 17, 2000	10	10-11	
	Oct 17, 2001	7	7-8	
Mountain Sucker	Oct 22, 1991	6	6-8	

Mountain Sucker	Oct 05, 1992	6	6-9
	Sep 28, 1993	1	1-2
	Sep 29, 1994	4	4-6
	Oct 03, 1995	3	3-3
Rock Bass	Sep 29, 1994	1	1-1
	Oct 03, 1995	2	2-4
	Sep 26, 1996	2	2-2
	Oct 05, 1999	1	1-1
	Oct 17, 2001	16	16-16
White Sucker	Oct 22, 1991	73	61-91
	Oct 05, 1992	87	85-91
	Sep 28, 1993	56	56-58
	Sep 29, 1994	76	75-79
	Oct 03, 1995	70	70-71
	Sep 26, 1996	85	70-104
	Oct 05, 1999	37	37-39

White Sucker	Oct 17, 2000	59	59-59
	Oct 17, 2001	88	88-89

---

**Site 1418**


---

<b>Species/Size</b>	<b>Date</b>	<b>Pop Est.</b>	<b>(95% C.I.)</b>	<b>Stream Classification</b>
Brown Trout <200mm	Oct 19, 2000	246	240-252	
	Oct 18, 2001	220	209-231	
Brown Trout >=200mm	Oct 19, 2000	229	227-232	BR1
	Oct 18, 2001	175	174-178	BR1
Longnose Dace	Oct 18, 2001	3	3-5	
Rock Bass	Oct 19, 2000	1	1-1	
	Oct 18, 2001	4	4-6	
White Sucker	Oct 19, 2000	114	114-115	
	Oct 18, 2001	106	104-110	

---

**Site 1420**


---

<b>Species/Size</b>	<b>Date</b>	<b>Pop Est.</b>	<b>(95% C.I.)</b>	<b>Stream Classification</b>
Brown Trout <200mm	Oct 16, 2000	202	174-230	
	Oct 18, 2001	179	163-195	

---

Brown Trout >=200mm	Oct 16, 2000	235	233-239	BR1
	Oct 18, 2001	171	169-175	BR1
Goldfish	Oct 18, 2001	2	2-3	
Longnose Dace	Oct 18, 2001	1	1-5	
White Sucker	Oct 16, 2000	13	13-14	
	Oct 18, 2001	12	12-13	

---

**Site 1434**

---

<b>Species/Size</b>	<b>Date</b>	<b>Pop Est.</b>	<b>(95% C.I.)</b>	<b>Stream Classification</b>
Brown Trout <200mm	Nov 10, 1994	335	335-336	
	Sep 24, 1999	136	92-190	
	Oct 16, 2000	158	145-171	
	Oct 16, 2001	147	141-154	
Brown Trout >=200mm	Nov 10, 1994	163	163-164	BR1
	Sep 24, 1999	167	133-201	BR1
	Oct 16, 2000	269	269-271	BR1
	Oct 16, 2001	288	287-291	BR1

---

Green Sunfish	Oct 16, 2001	3	3-4	
Longnose Dace	Nov 10, 1994	3	4-5	
	Oct 16, 2001	5	5-5	
Rainbow Trout >=200mm	Nov 10, 1994	2	2-2	RB2
Rock Bass	Oct 16, 2001	5	5-6	
White Sucker	Nov 10, 1994	123	123-123	
	Sep 24, 1999	62	61-65	
	Oct 16, 2000	62	62-64	
	Oct 16, 2001	94	92-98	

---

**Site 1444**

---

<b>Species/Size</b>	<b>Date</b>	<b>Pop Est.</b>	<b>(95% C.I.)</b>	<b>Stream Classification</b>
Brown Trout <200mm	Aug 23, 1996	45	41-53	
	Oct 29, 1997	39	34-49	
	Oct 12, 1999	158	133-183	
	Oct 10, 2000	694	623-765	
	Oct 16, 2001	223	186-260	

---



Brown Trout >=200mm	Aug 23, 1996	133	122-145	BR1
	Oct 29, 1997	231	207-255	BR1
	Oct 12, 1999	178	159-197	BR1
	Oct 10, 2000	198	181-215	BR1
	Oct 16, 2001	143	142-146	BR1
Hatchery Rainbow Trout >=200mm	Aug 23, 1996	1	1-5	
Longnose Dace	Aug 23, 1996	9	9-11	
	Oct 29, 1997	3	3-5	
	Oct 10, 2000	6	3-36	
	Oct 16, 2001	2	2-3	
Mountain Sucker	Oct 29, 1997	1	1-2	
	Oct 12, 1999	1	1-1	
Rainbow Trout >=200mm	Oct 29, 1997	1	1-1	RB2
White Sucker	Aug 23, 1996	22	22-23	
	Oct 29, 1997	18	18-18	
	Oct 12, 1999	12	12-12	

White Sucker	Oct 10, 2000	10	10-12
	Oct 16, 2001	8	8-8

---

**Site 1449**


---

<b>Species/Size</b>	<b>Date</b>	<b>Pop Est.</b>	<b>(95% C.I.)</b>	<b>Stream Classification</b>
Brown Trout <200mm	Aug 23, 1996	42	34-57	
	Oct 29, 1997	126	94-162	
	Oct 12, 1999	192	101-321	
	Oct 11, 2000	401	367-435	
	Oct 17, 2001	142	134-151	
Brown Trout >=200mm	Aug 23, 1996	91	77-108	BR1
	Oct 29, 1997	54	51-60	BR1
	Oct 12, 1999	193	170-216	BR1
	Oct 11, 2000	170	159-181	BR1
	Oct 17, 2001	80	79-83	BR1
Longnose Dace	Aug 23, 1996	2	2-3	
	Oct 12, 1999	2	2-4	

---

Longnose Dace	Oct 17, 2001	1	1-3
Rainbow Trout <200mm	Oct 11, 2000	1	1-2
White Sucker	Aug 23, 1996	32	31-36
	Oct 29, 1997	14	14-15
	Oct 12, 1999	33	33-35
	Oct 11, 2000	22	22-23
	Oct 17, 2001	37	36-40

---

**Site 1468**

---

<b>Species/Size</b>	<b>Date</b>	<b>Pop Est.</b>	<b>(95% C.I.)</b>	<b>Stream Classification</b>
Brown Trout <200mm	Oct 24, 2000	252	206-298	
	Oct 11, 2001	466	293-639	
Brown Trout >=200mm	Oct 24, 2000	23	23-25	BR2
	Oct 11, 2001	21	21-21	BR2
Hatchery Rainbow Trout >=200mm	Oct 24, 2000	3	3-3	
	Oct 11, 2001	2	2-2	
Longnose Dace	Oct 24, 2000	3	4-6	

---

Longnose Dace	Oct 11, 2001	3	3-6
Rainbow Trout <200mm	Oct 24, 2000	20	18-26
	Oct 11, 2001	2	2-4
White Sucker	Oct 11, 2001	1	1-3

---

**Site 1470**

---

<b>Species/Size</b>	<b>Date</b>	<b>Pop Est.</b>	<b>(95% C.I.)</b>	<b>Stream Classification</b>
Brown Trout <200mm	Oct 11, 2000	237	219-255	
	Oct 11, 2001	342	324-360	
Brown Trout >=200mm	Oct 11, 2000	21	21-21	BR2
	Oct 11, 2001	21	21-21	BR2
Hatchery Rainbow Trout >=200mm	Oct 11, 2001	1	1-1	
Longnose Dace	Oct 11, 2000	4	4-6	
	Oct 11, 2001	8	9-11	
Rainbow Trout <200mm	Oct 11, 2000	7	7-7	
	Oct 11, 2001	6	6-7	
Rainbow Trout >=200mm	Oct 11, 2000	1	1-1	RB2

---

White Sucker	Oct 11, 2000	1	2-1
	Oct 11, 2001	2	2-4

---

**Site 1475**


---

Species/Size	Date	Pop Est.	(95% C.I.)	Stream Classification
Brown Trout <200mm	Oct 24, 2000	378	354-402	
	Oct 10, 2001	517	491-543	
Brown Trout >=200mm	Oct 24, 2000	33	33-35	BR2
	Oct 10, 2001	24	24-25	BR2
Hatchery Rainbow Trout >=200mm	Oct 10, 2001	2	2-4	
Longnose Dace	Oct 10, 2001	6	3-36	
Rainbow Trout <200mm	Oct 24, 2000	7	7-9	
	Oct 10, 2001	3	3-5	

---

**Site 1476**


---

Species/Size	Date	Pop Est.	(95% C.I.)	Stream Classification
Brown Trout <200mm	Oct 05, 2000	475	399-551	
	Oct 10, 2001	605	537-673	
Brown Trout >=200mm	Oct 05, 2000	14	14-14	BR2

---

Brown Trout >=200mm	Oct 10, 2001	7	7-7	BR3
Hatchery Rainbow Trout >=200mm	Oct 10, 2001	2	2-3	
Longnose Dace	Oct 05, 2000	3	4-6	
	Oct 10, 2001	11	12-15	
Rainbow Trout <200mm	Oct 05, 2000	13	10-25	
	Oct 10, 2001	14	14-15	
White Sucker	Oct 10, 2001	4	4-5	

---

**Site 1483**


---

Species/Size	Date	Pop Est.	(95% C.I.)	Stream Classification
Brown Trout <200mm	Oct 25, 2000	448	422-474	
	Oct 03, 2001	592	496-688	
Brown Trout >=200mm	Oct 25, 2000	22	22-23	BR2
	Oct 03, 2001	18	18-18	BR2
Mountain Sucker	Oct 03, 2001	1	1-3	
Rainbow Trout <200mm	Oct 25, 2000	2	2-2	
	Oct 03, 2001	30	11-145	

---

**Site 1484**


---

Species/Size	Date	Pop Est.	(95% C.I.)	Stream Classification
Brown Trout <200mm	Oct 05, 2000	591	475-707	
	Oct 03, 2001	749	723-775	
Brown Trout >=200mm	Oct 05, 2000	12	12-12	BR2
	Oct 03, 2001	16	16-16	BR2
Rainbow Trout <200mm	Oct 05, 2000	9	9-9	
	Oct 03, 2001	6	6-6	
White Sucker	Oct 05, 2000	1	1-1	

**Site 1656**

Species/Size	Date	Pop Est.	(95% C.I.)	Stream Classification
Brown Trout <200mm	Mar 25, 1991	264	239-289	
	Oct 17, 1991	237	201-273	
	Oct 13, 1992	269	235-303	
	Sep 30, 1993	229	172-286	
	Sep 29, 1994	361	317-405	
	Oct 03, 1995	213	203-223	

Brown Trout <200mm	Oct 02, 1996	222	199-245	
	Sep 29, 1999	189	131-247	
	Oct 04, 2000	205	184-226	
	Oct 01, 2001	249	213-285	
Brown Trout >=200mm	Mar 25, 1991	70	68-74	BR3
	Oct 17, 1991	89	85-96	BR3
	Oct 13, 1992	75	74-78	BR1
	Sep 30, 1993	99	93-107	BR1
	Sep 29, 1994	101	99-105	BR1
	Oct 03, 1995	109	108-112	BR1
	Oct 02, 1996	79	68-94	BR1
	Sep 29, 1999	98	90-108	BR1
	Oct 04, 2000	84	84-85	BR1
	Oct 01, 2001	43	43-44	BR1

---

Site 1833



<b>Species/Size</b>	<b>Date</b>	<b>Pop Est.</b>	<b>(95% C.I.)</b>	<b>Stream Classification</b>
Brook Trout <200mm	Nov 13, 1992	10	10-12	
	Sep 30, 1993	20	14-40	
	Oct 16, 1996	2	2-4	
	Oct 28, 1997	2	2-2	
	Oct 14, 1999	2	2-3	
	Oct 03, 2000	3	3-4	
	Oct 02, 2001	7	7-8	
Brook Trout >=200mm	Oct 28, 1997	1	1-2	BK3
Brown Trout <200mm	Oct 17, 1991	174	98-286	
	Nov 13, 1992	281	232-330	
	Sep 30, 1993	474	201-808	
	Oct 16, 1996	293	275-311	
	Oct 28, 1997	128	105-152	
	Oct 23, 1998	76	66-90	
	Oct 14, 1999	48	40-62	

Brown Trout <200mm	Oct 03, 2000	107	82-137	
	Oct 02, 2001	222	110-383	
Brown Trout >=200mm	Oct 17, 1991	43	41-48	BR3
	Nov 13, 1992	50	50-51	BR1
	Sep 30, 1993	34	32-39	BR2
	Oct 16, 1996	30	30-31	BR2
	Oct 28, 1997	32	32-33	BR2
	Oct 23, 1998	66	65-69	BR1
	Oct 14, 1999	61	61-62	BR1
	Oct 03, 2000	89	89-91	BR1
	Oct 02, 2001	62	62-63	BR1
Rainbow Trout <200mm	Nov 13, 1992	1	1-2	
	Oct 23, 1998	1	1-1	
	Oct 14, 1999	5	5-7	
	Oct 03, 2000	9	9-11	
	Oct 02, 2001	1	1-1	

Rainbow Trout >=200mm	Oct 14, 1999	1	1-1	RB2
	Oct 03, 2000	1	1-1	RB2
	Oct 02, 2001	3	3-4	RB2
Rock Bass	Oct 02, 2001	1	1-1	

---

**Site 1843**

---

<b>Species/Size</b>	<b>Date</b>	<b>Pop Est.</b>	<b>(95% C.I.)</b>	<b>Stream Classification</b>
Brook Trout <200mm	Oct 06, 1992	55	47-68	
	Sep 29, 1993	228	63-776	
	Sep 28, 1994	38	36-43	
	Oct 04, 1995	40	39-43	
	Sep 27, 1996	14	12-21	
	Oct 22, 1997	13	5-87	
	Oct 04, 1999	1	1-1	
	Oct 01, 2001	8	7-14	
Brook Trout >=200mm	Oct 06, 1992	11	11-11	BK2
	Sep 29, 1993	6	6-8	BK2

---

Brook Trout >=200mm	Sep 28, 1994	7	7-7	BK2
	Oct 04, 1995	7	7-7	BK2
	Oct 22, 1997	2	2-4	BK3
Brown Trout <200mm	Sep 30, 1991	141	114-171	
	Oct 06, 1992	153	101-214	
	Sep 29, 1993	395	290-500	
	Sep 28, 1994	130	121-140	
	Oct 04, 1995	125	83-180	
	Sep 27, 1996	810	431-1189	
	Oct 22, 1997	241	171-311	
	Oct 23, 1998	94	81-110	
	Oct 04, 1999	27	24-34	
	Oct 02, 2000	21	16-36	
	Oct 01, 2001	53	28-121	
Brown Trout >=200mm	Sep 30, 1991	27	27-28	BR3
	Oct 06, 1992	54	53-57	BR1

Brown Trout >=200mm	Sep 29, 1993	85	80-93	BR1
	Sep 28, 1994	48	47-51	BR1
	Oct 04, 1995	28	28-28	BR1
	Sep 27, 1996	11	10-16	BR2
	Oct 22, 1997	46	42-53	BR1
	Oct 23, 1998	152	117-187	BR1
	Oct 04, 1999	68	67-71	BR1
	Oct 02, 2000	37	36-40	BR1
	Oct 01, 2001	58	58-58	BR1
Rainbow Trout <200mm	Oct 06, 1992	1	1-1	
	Sep 27, 1996	1	1-5	
	Oct 23, 1998	7	7-7	
	Oct 04, 1999	4	4-5	
	Oct 02, 2000	2	2-6	
Rainbow Trout >=200mm	Oct 23, 1998	1	1-2	RB2
	Oct 02, 2000	1	1-2	RB2

Rainbow Trout >=200mm	Oct 01, 2001	1	1-1	RB2
Rock Bass	Sep 28, 1994	1	1-2	

---

**Site 1853**


---

<b>Species/Size</b>	<b>Date</b>	<b>Pop Est.</b>	<b>(95% C.I.)</b>	<b>Stream Classification</b>
Brook Trout <200mm	Oct 22, 1998	16	13-26	
	Oct 04, 1999	18	18-20	
	Oct 03, 2000	11	12-15	
	Oct 02, 2001	17	17-17	
Brook Trout >=200mm	Oct 22, 1998	1	1-1	BK3
	Oct 04, 1999	3	3-4	BK3
	Oct 03, 2000	6	6-9	BK2
	Oct 02, 2001	10	8-19	BK2
Brown Trout <200mm	Oct 06, 1992	47	33-75	
	Sep 29, 1993	70	65-78	
	Sep 28, 1994	165	141-189	
	Oct 04, 1995	56	53-62	

---

Brown Trout <200mm	Oct 02, 1996	156	126-186	
	Oct 22, 1997	263	118-483	
	Oct 22, 1998	148	94-216	
	Oct 04, 1999	67	63-74	
	Oct 03, 2000	42	42-43	
	Oct 02, 2001	81	72-93	
Brown Trout >=200mm	Oct 06, 1992	73	72-76	BR1
	Sep 29, 1993	64	58-73	BR1
	Sep 28, 1994	57	55-62	BR1
	Oct 04, 1995	27	27-28	BR2
	Oct 02, 1996	17	17-19	BR2
	Oct 22, 1997	44	39-54	BR1
	Oct 22, 1998	76	53-113	BR1
	Oct 04, 1999	51	50-54	BR1
	Oct 03, 2000	35	34-39	BR2
	Oct 02, 2001	53	53-55	BR1

Rainbow Trout <200mm	Oct 06, 1992	19	15-31	
	Sep 28, 1994	2	2-3	
	Oct 04, 1995	25	24-29	
	Oct 02, 1996	28	28-29	
	Oct 22, 1997	2	2-2	
	Oct 22, 1998	1	1-2	
	Oct 04, 1999	44	34-63	
	Oct 03, 2000	118	93-146	
	Oct 02, 2001	43	43-45	
Rainbow Trout >=200mm	Oct 06, 1992	1	1-1	RB2
	Sep 29, 1993	7	7-8	RB1
	Sep 28, 1994	13	5-87	RB1
	Oct 04, 1995	1	1-2	RB2
	Oct 02, 1996	5	3-24	RB2
	Oct 22, 1997	3	3-4	RB2
	Oct 22, 1998	4	4-7	RB2



Rainbow Trout >=200mm	Oct 04, 1999	3	3-5	RB2
	Oct 03, 2000	26	24-32	RB1
	Oct 02, 2001	20	20-21	RB1

---

**Site 1952**

---

<b>Species/Size</b>	<b>Date</b>	<b>Pop Est.</b>	<b>(95% C.I.)</b>	<b>Stream Classification</b>
Brown Trout <200mm	Sep 30, 1991	92	65-134	
	Sep 25, 1992	74	72-78	
	Sep 22, 1993	179	139-219	
	Sep 28, 1999	114	90-141	
	Oct 02, 2000	51	50-54	
	Oct 01, 2001	29	28-32	
Brown Trout >=200mm	Sep 30, 1991	21	21-22	BR3
	Sep 25, 1992	36	36-36	BR1
	Sep 22, 1993	42	42-43	BR1
	Sep 28, 1999	31	31-33	BR2
	Oct 02, 2000	23	23-23	BR2

---

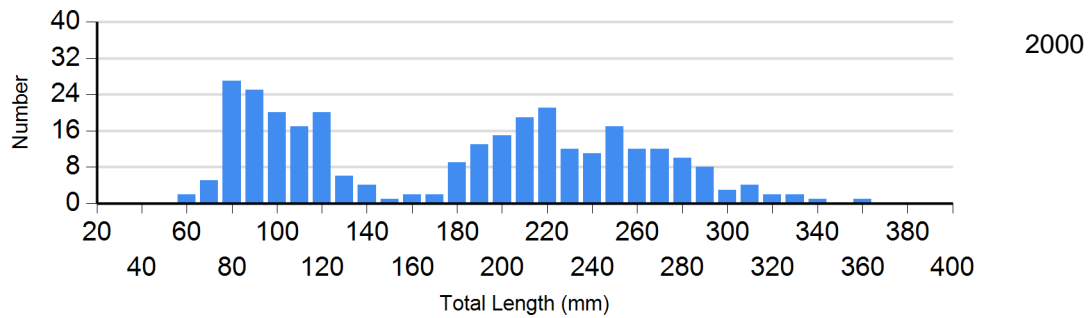
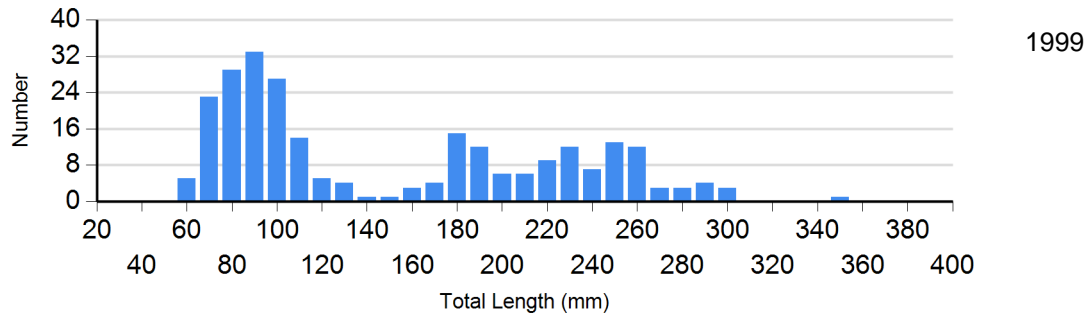
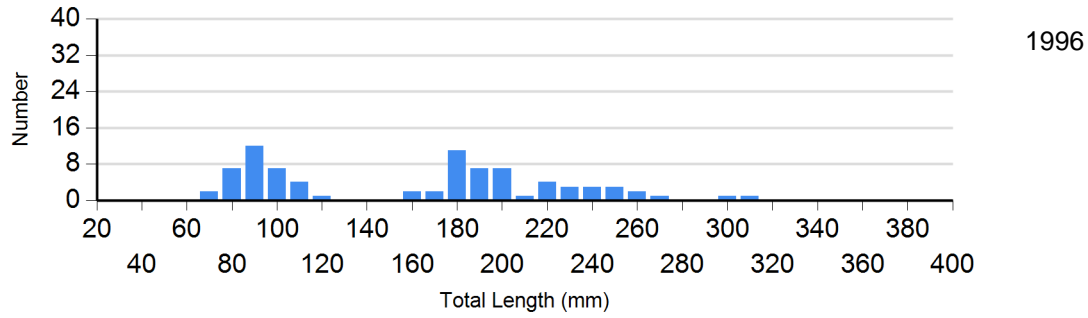
Brown Trout >=200mm	Oct 01, 2001	14	14-15	BR2
Hatchery Rainbow Trout <200mm	Sep 22, 1993	1	1-5	
Hatchery Rainbow Trout >=200mm	Sep 22, 1993	2	2-4	
	Sep 28, 1999	4	4-4	
	Oct 01, 2001	1	1-1	
Rainbow Trout <200mm	Sep 30, 1991	1	1-4	
	Sep 28, 1999	5	5-7	
	Oct 02, 2000	5	3-24	
Rainbow Trout >=200mm	Sep 30, 1991	1	1-1	RB2
	Oct 02, 2000	1	1-1	RB2
Rock Bass	Sep 25, 1992	8	8-9	
	Sep 22, 1993	1	1-1	
	Sep 28, 1999	1	1-2	
	Oct 02, 2000	5	5-6	
	Oct 01, 2001	15	15-17	
White Sucker	Sep 25, 1992	1	1-1	

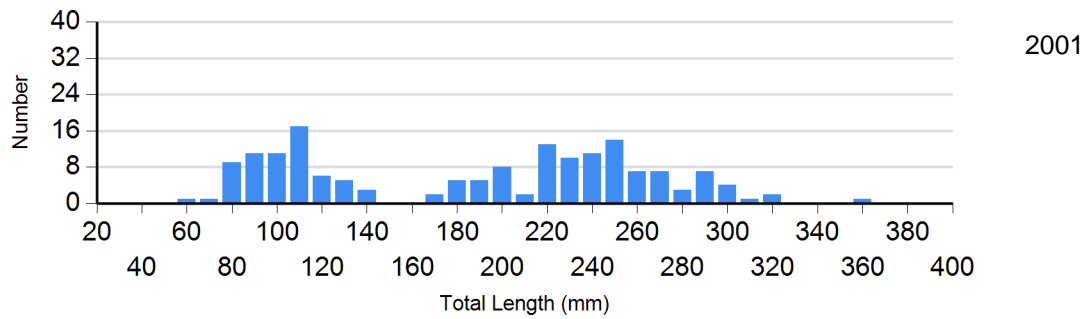
## Length Frequency Distribution

Length frequency histogram of species sampled by year.

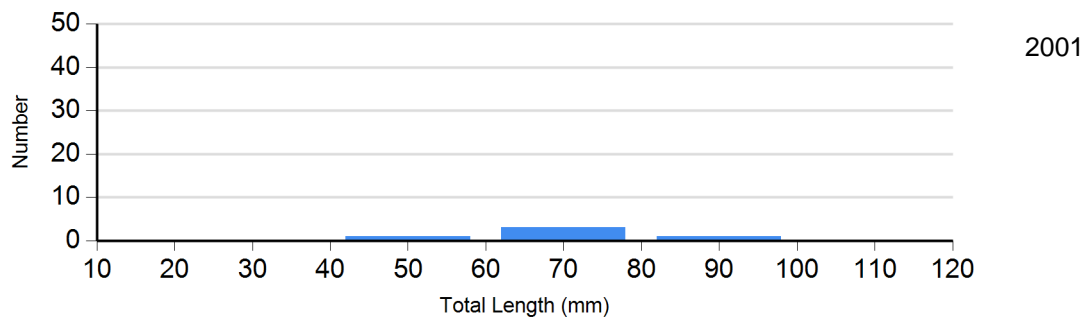
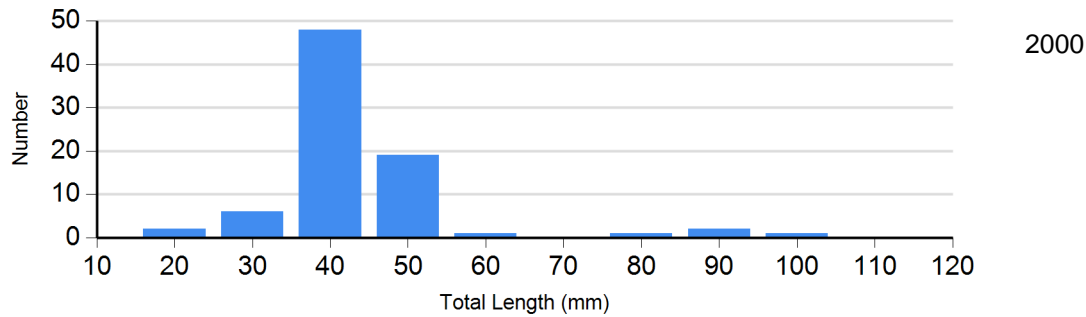
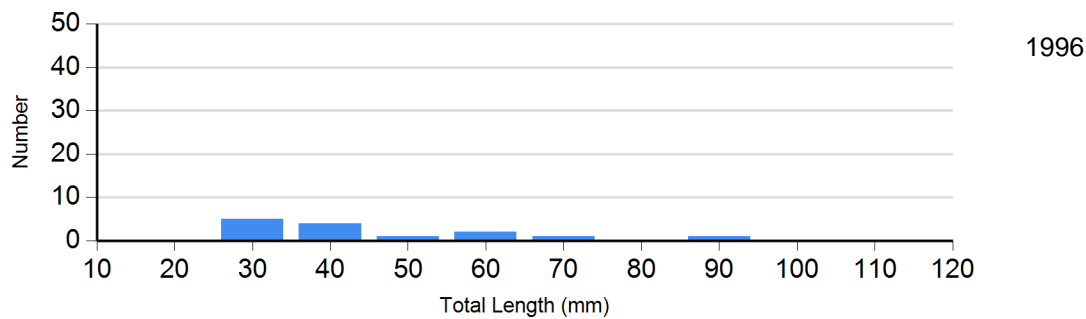
**Site:** 1363

**Species:** Brown Trout

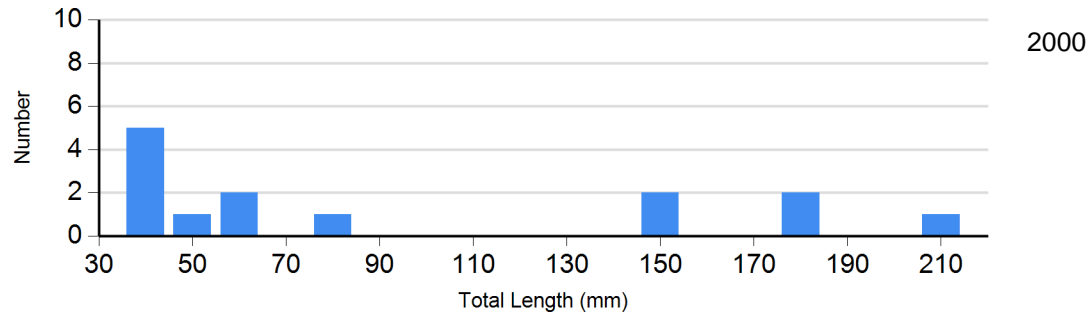
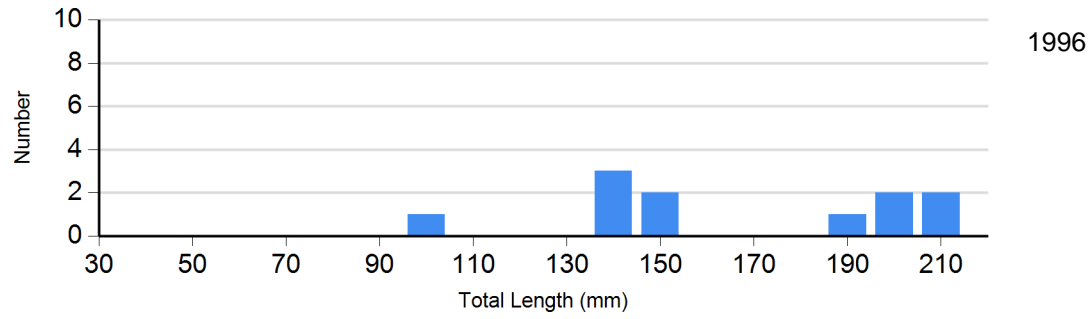




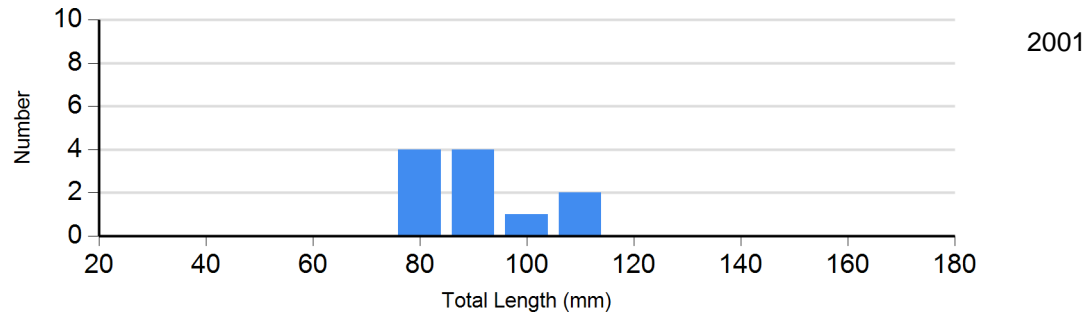
Site: 1363  
Species: Longnose Dace



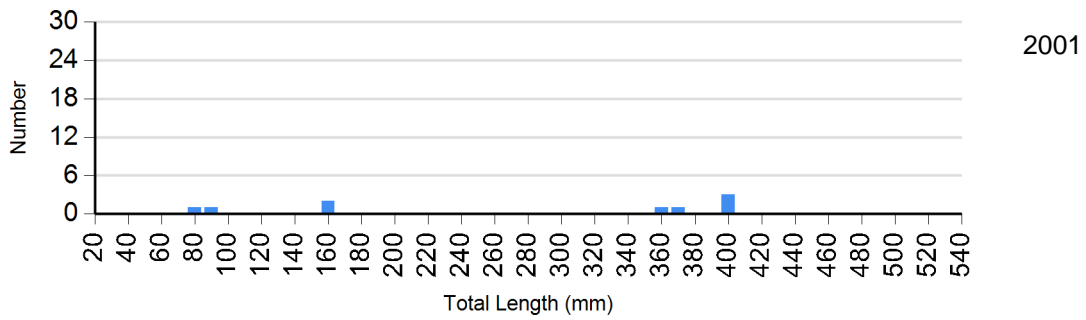
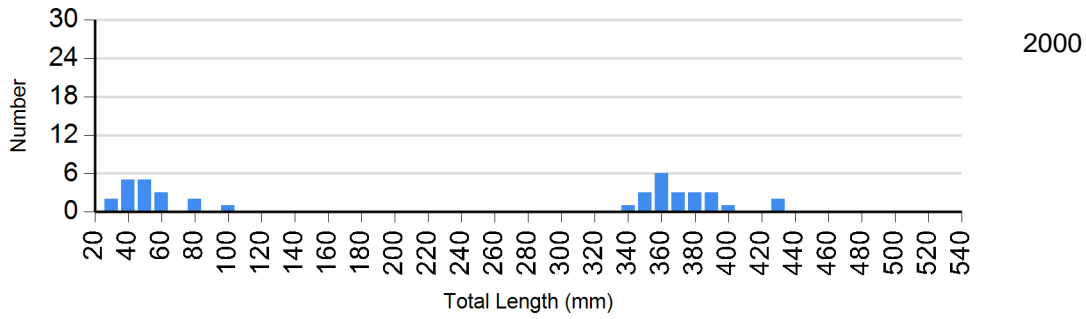
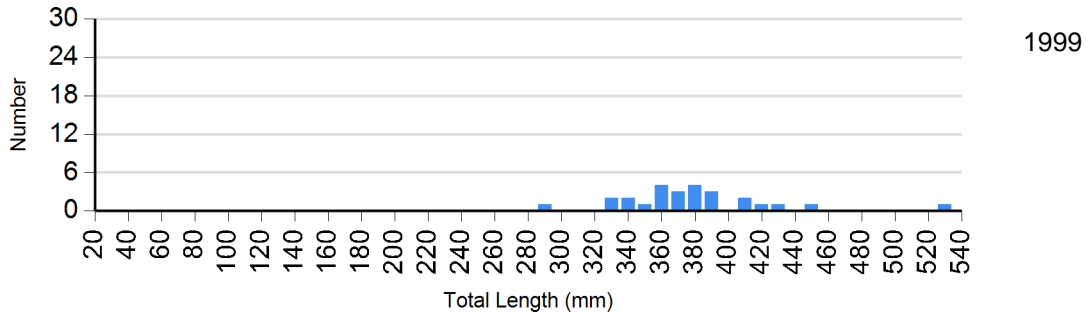
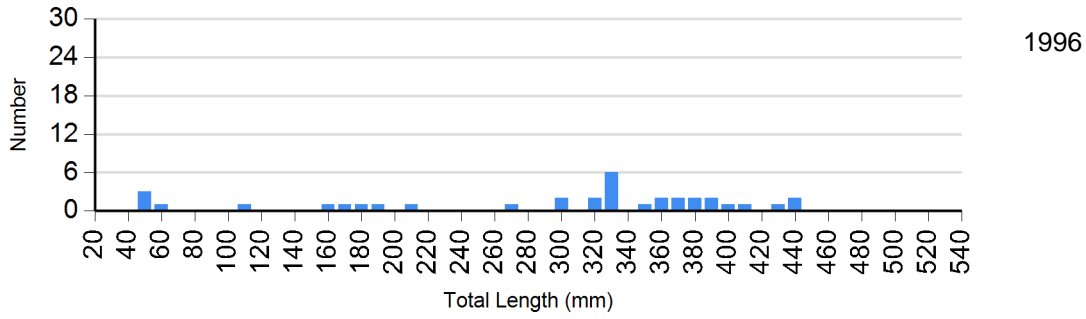
**Site:** 1363  
**Species:** Mountain Sucker



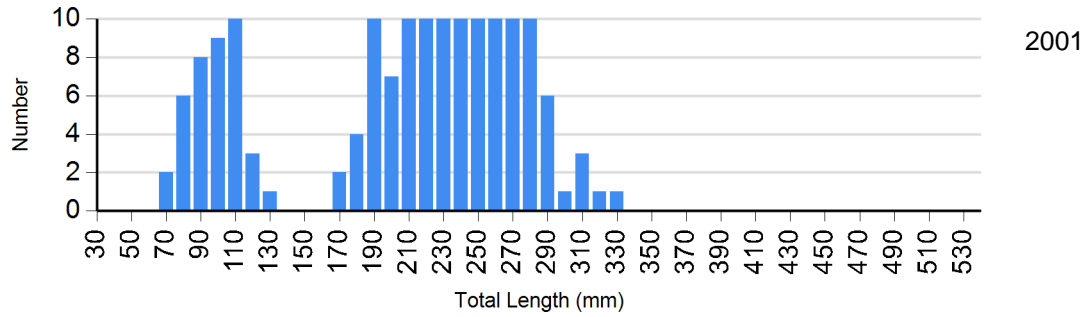
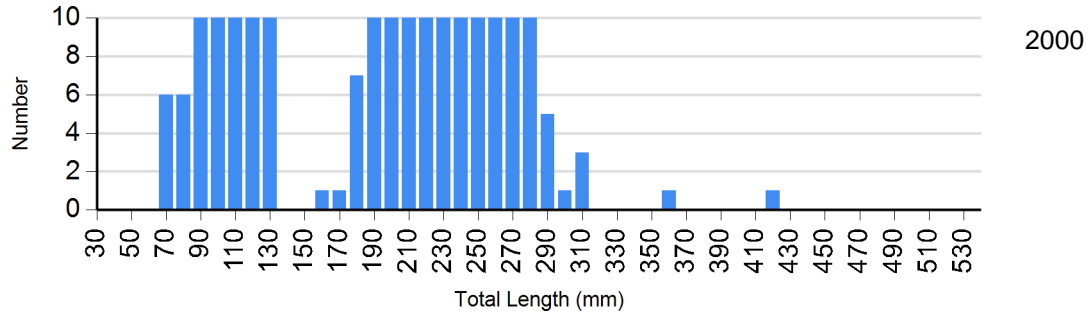
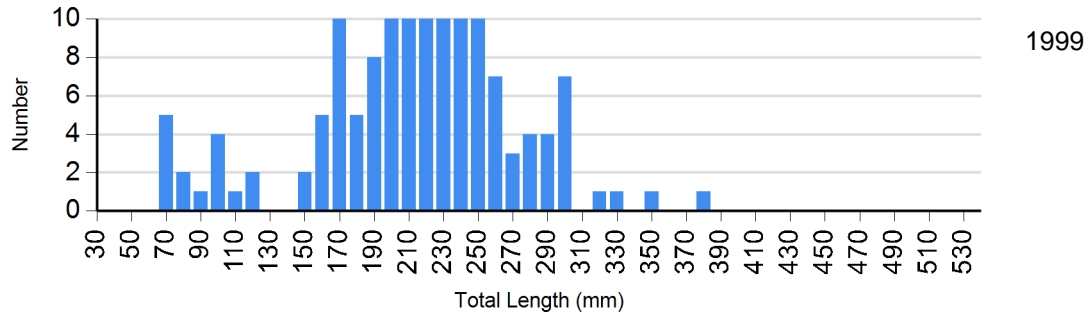
**Site:** 1363  
**Species:** Rock Bass



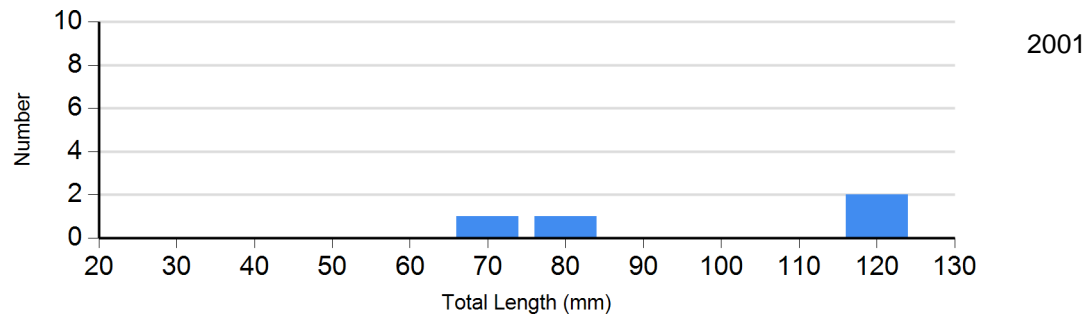
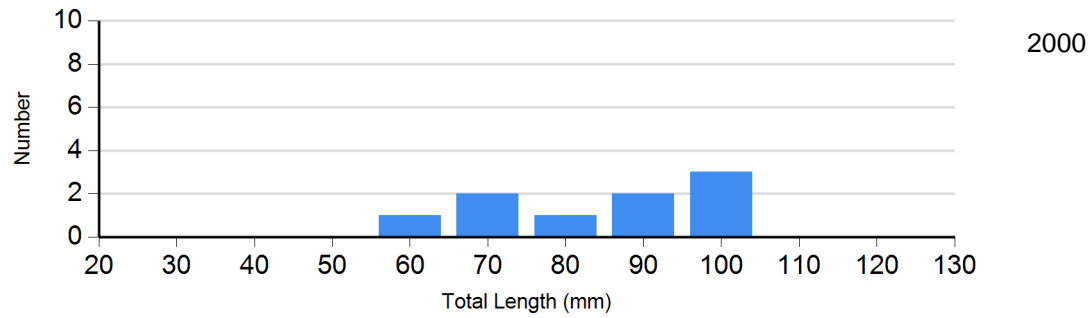
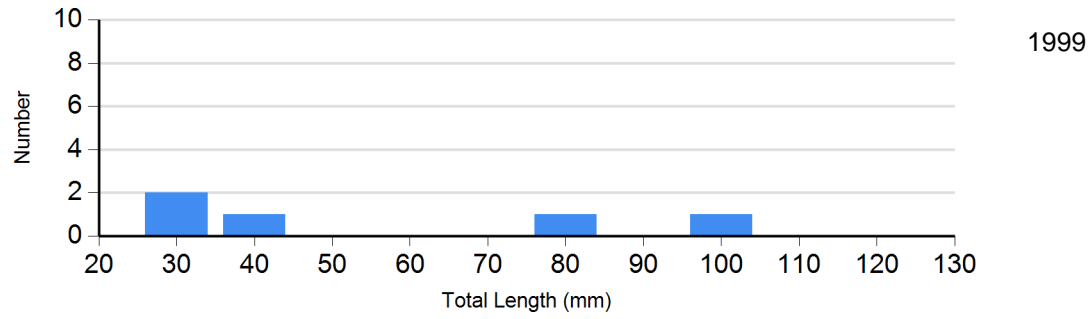
Site: 1363  
Species: White Sucker



Site: 1383  
Species: Brown Trout

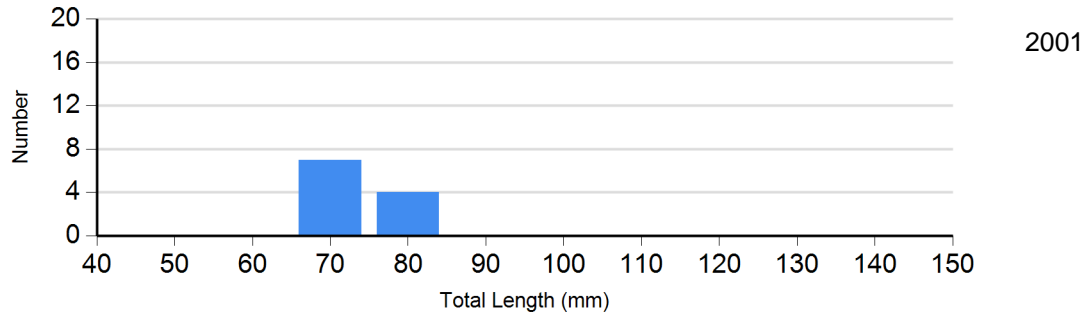
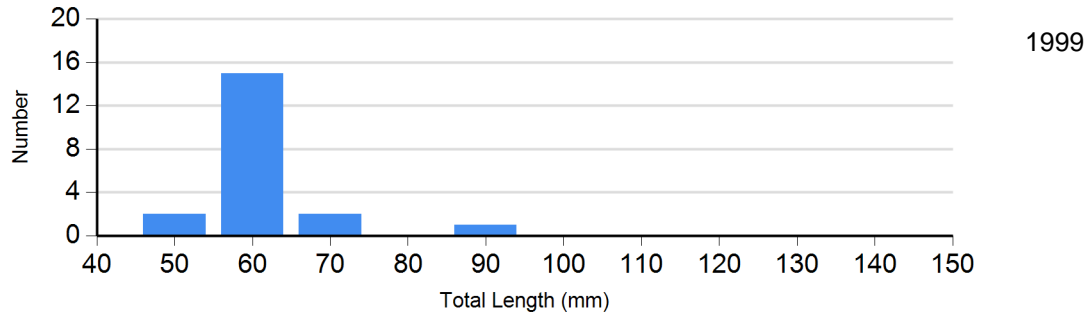


Site: 1383  
Species: Green Sunfish

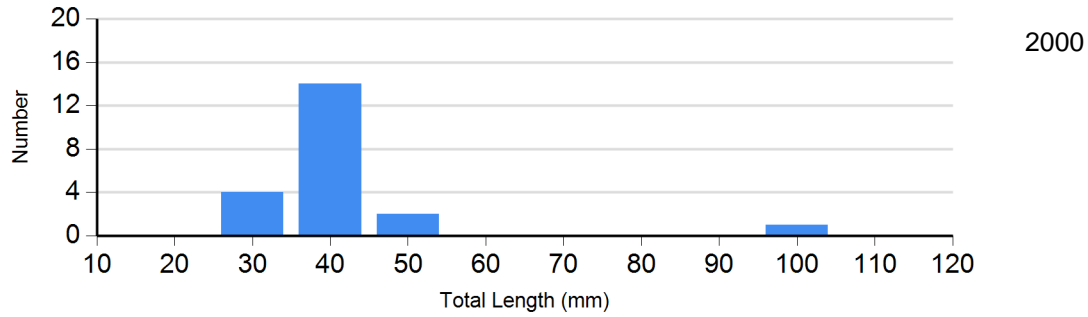




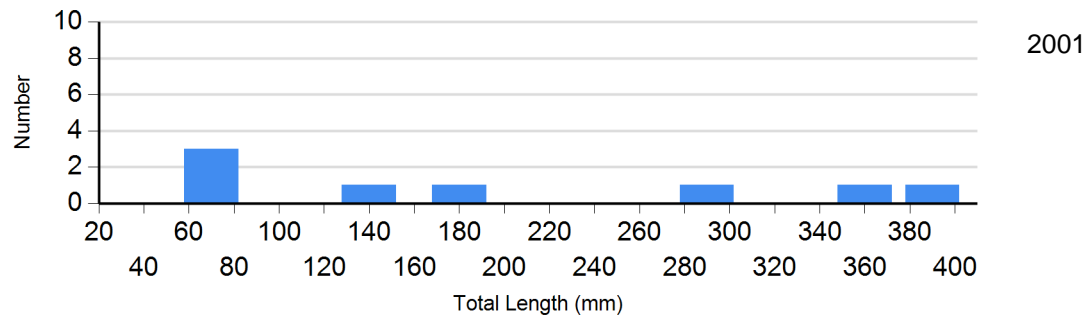
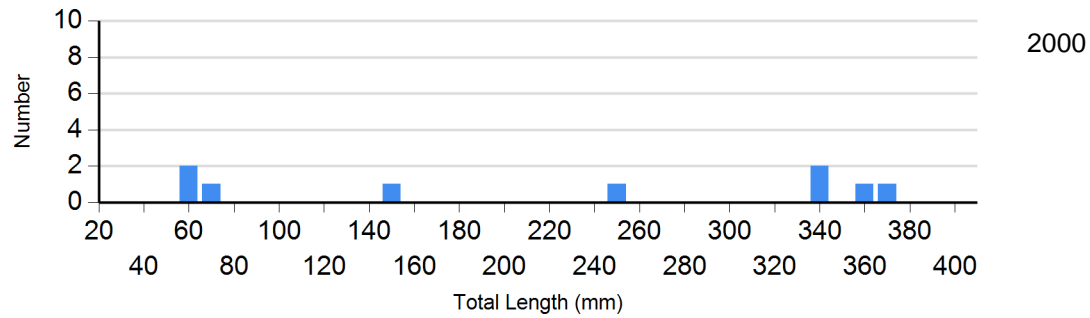
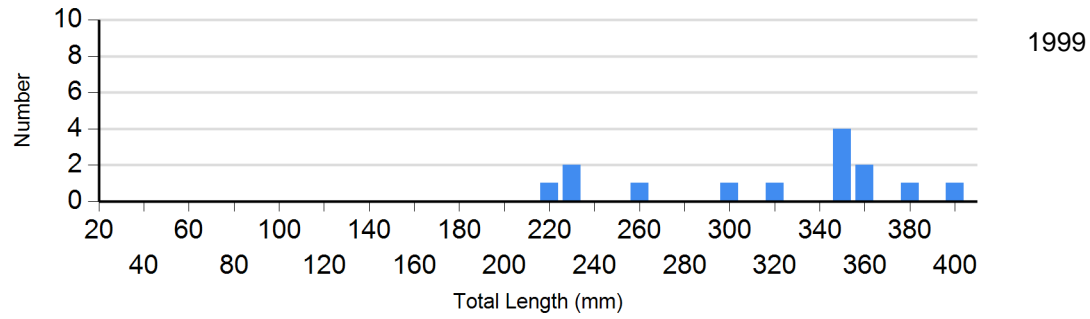
**Site:** 1383  
**Species:** Largemouth Bass



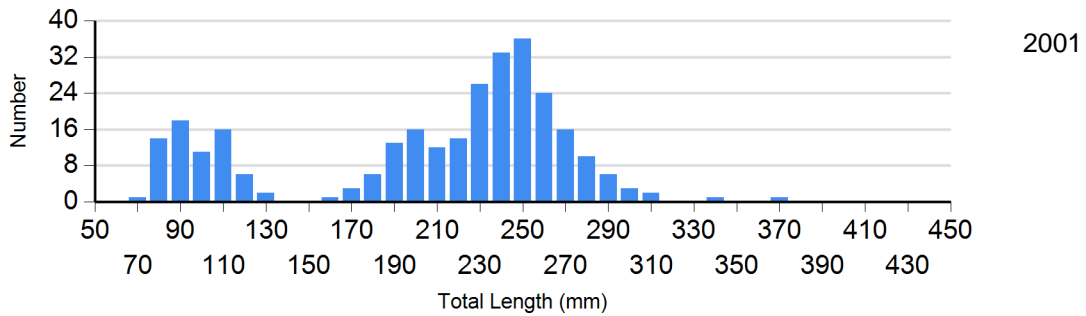
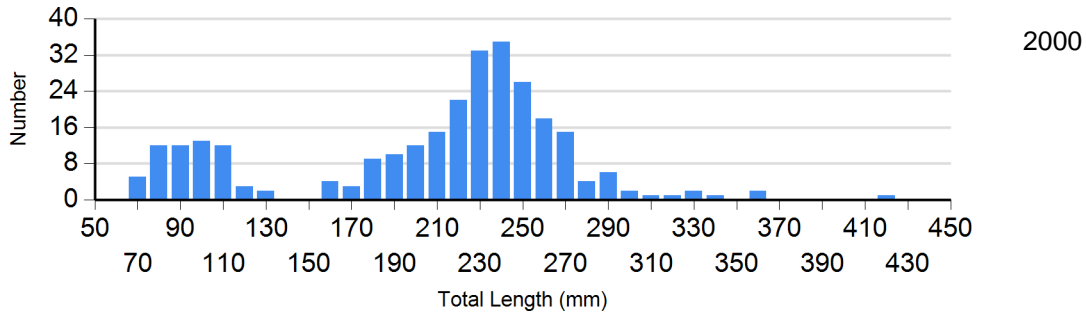
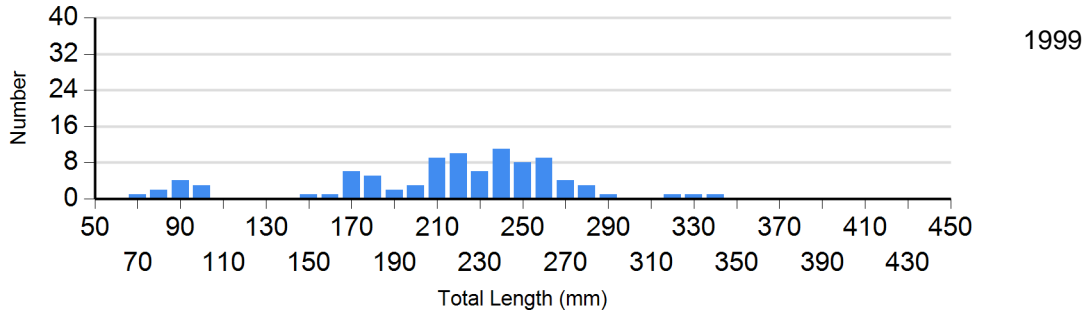
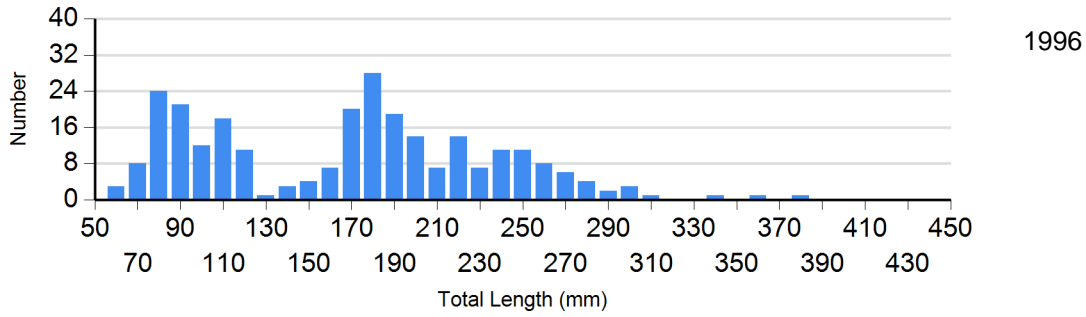
**Site:** 1383  
**Species:** Longnose Dace



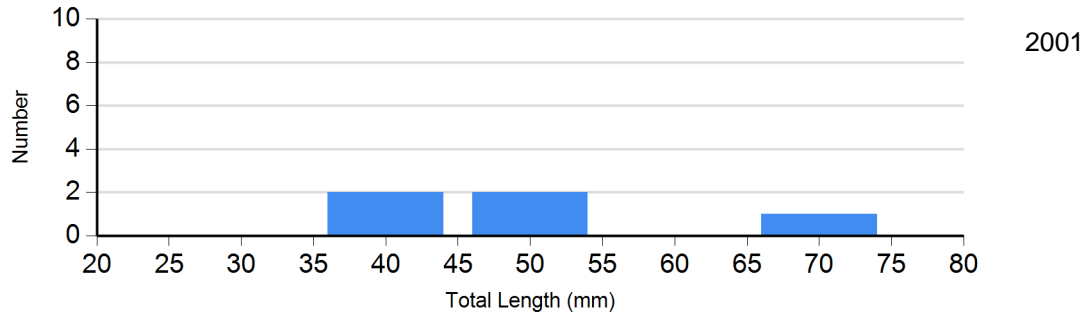
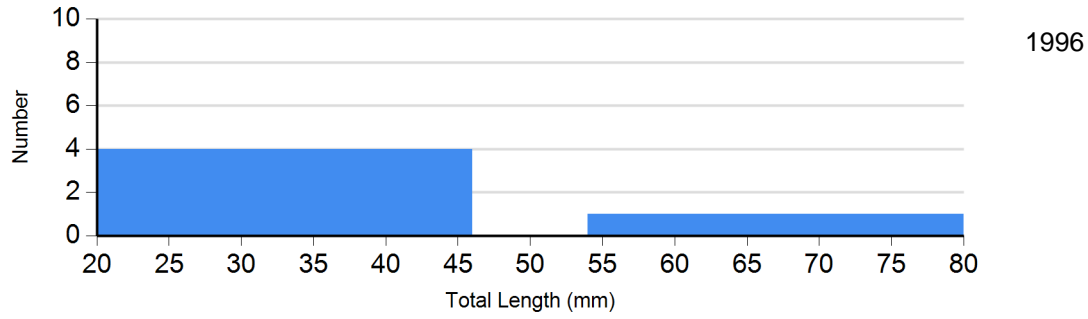
Site: 1383  
Species: White Sucker



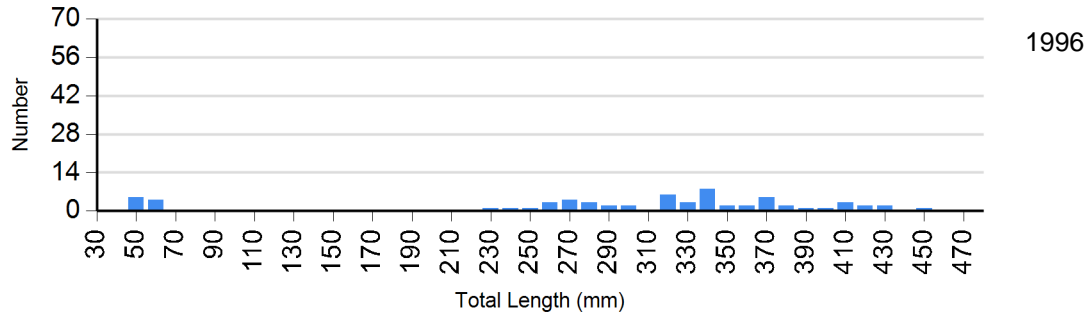
Site: 1393  
Species: Brown Trout

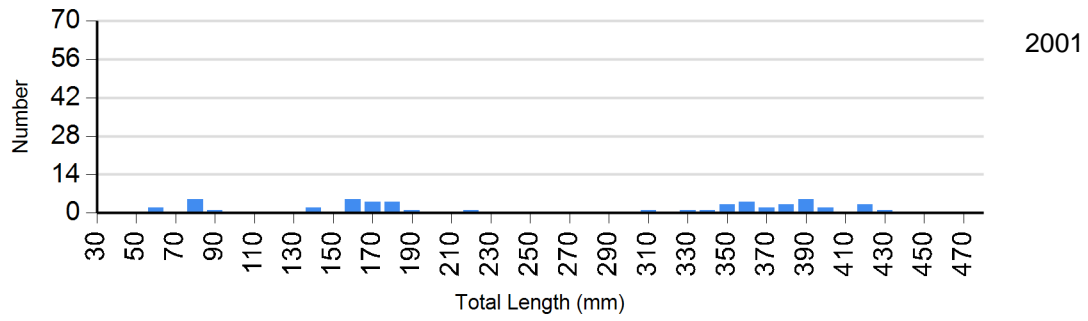
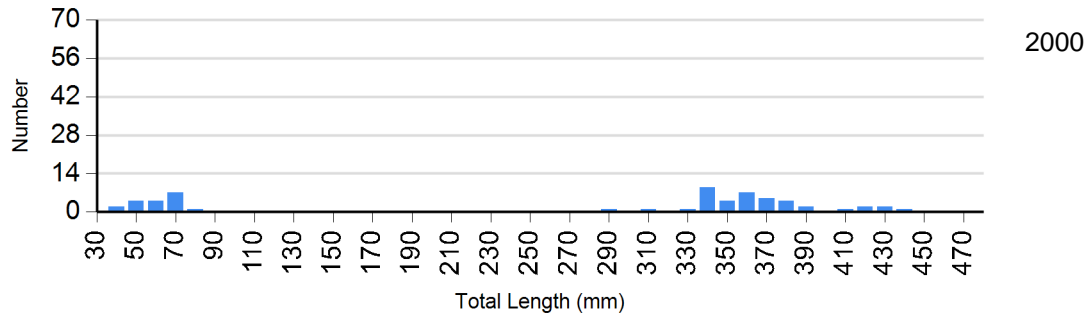
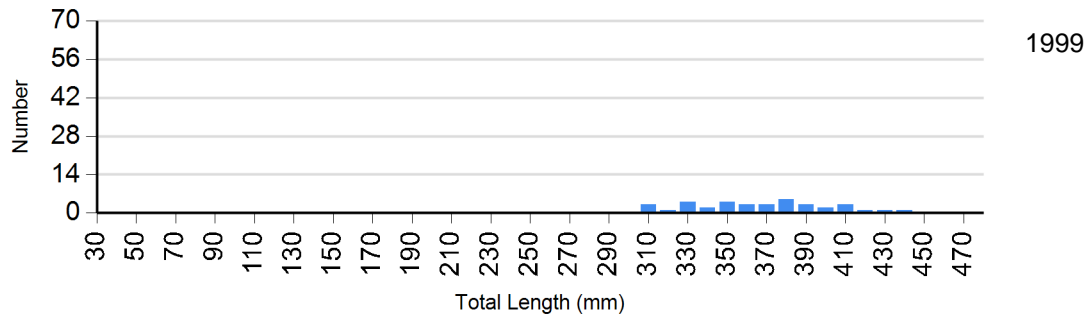


**Site:** 1393  
**Species:** Longnose Dace




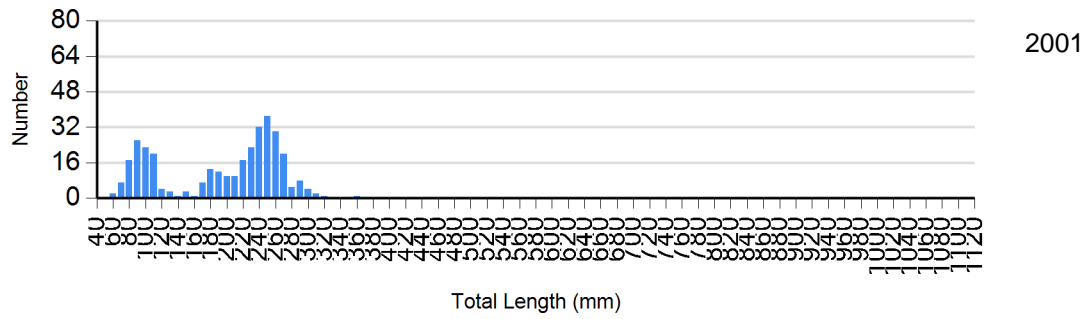


**Site:** 1393  
**Species:** White Sucker



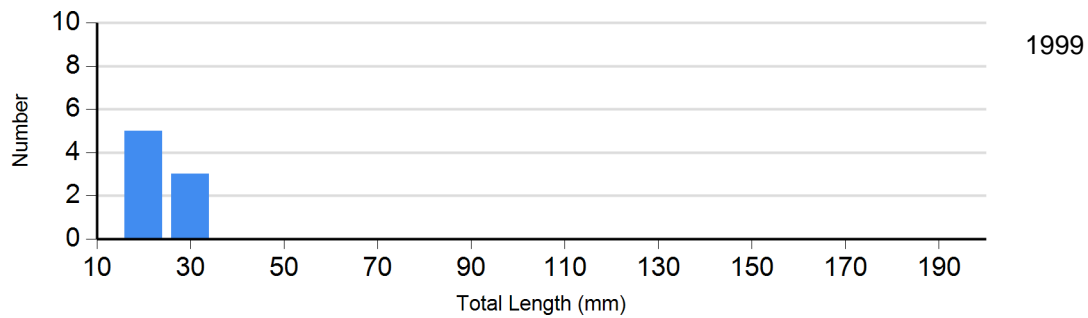


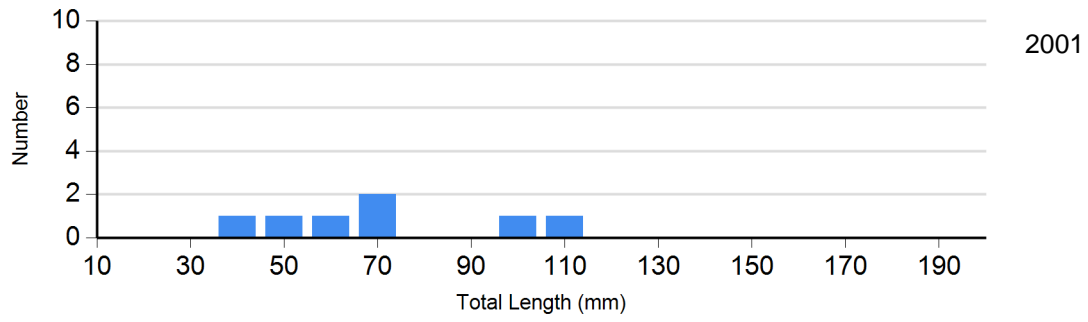
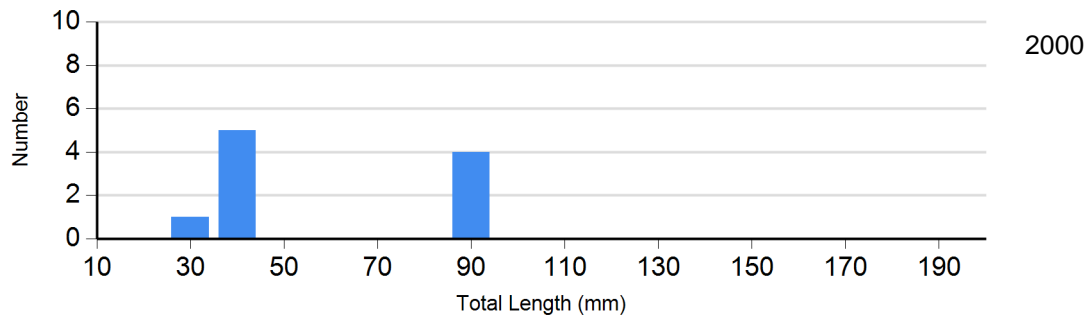
Site: 1412  
Species: Brown Trout



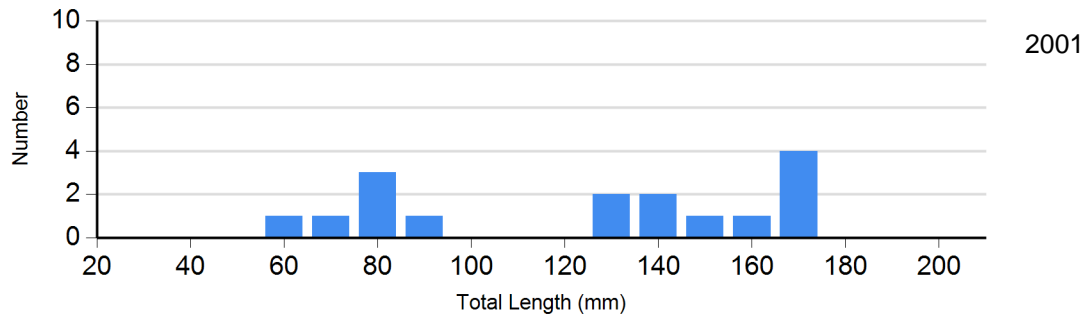


Site: 1412  
Species: Longnose Dace

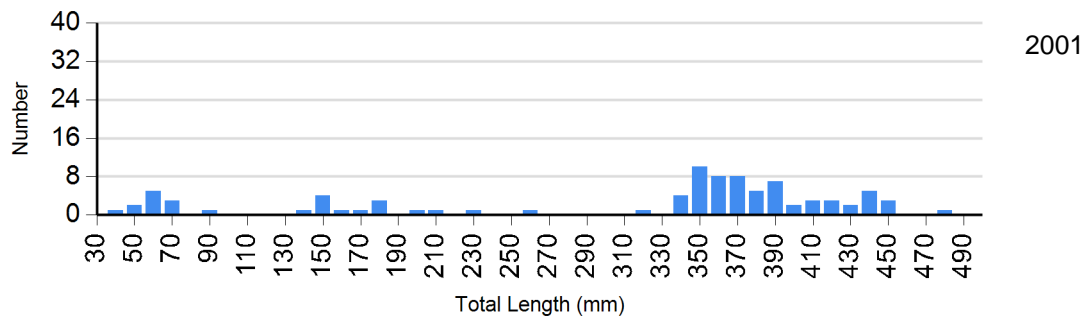
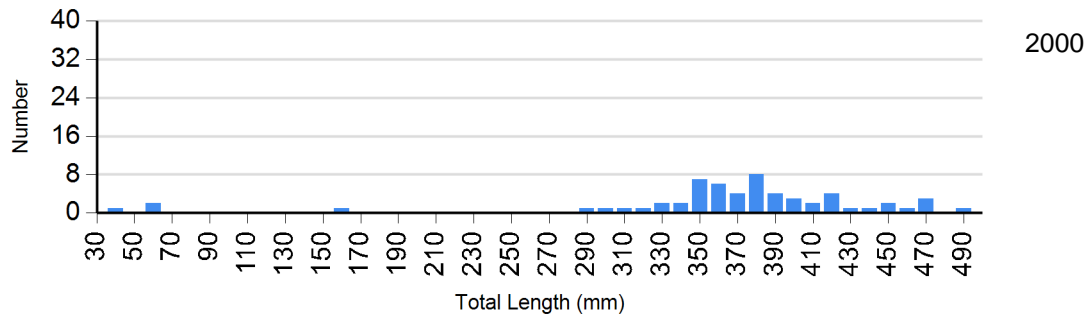
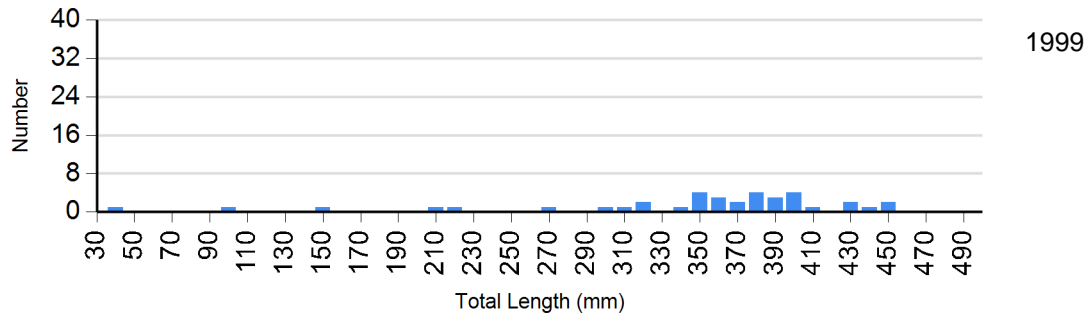
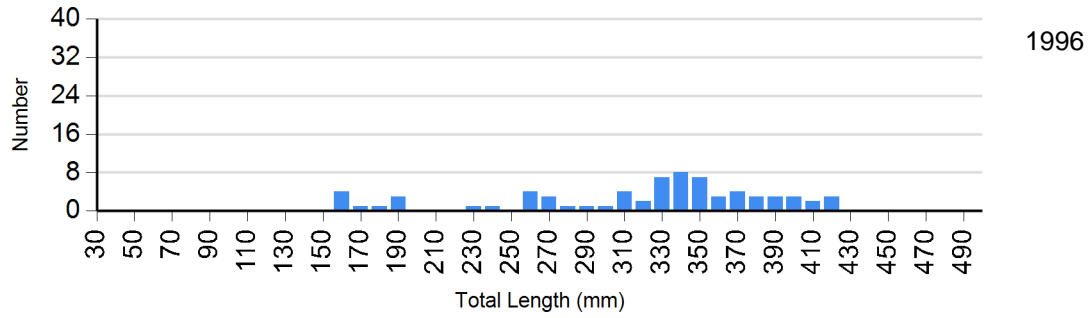




**Site:** 1412  
**Species:** Rock Bass

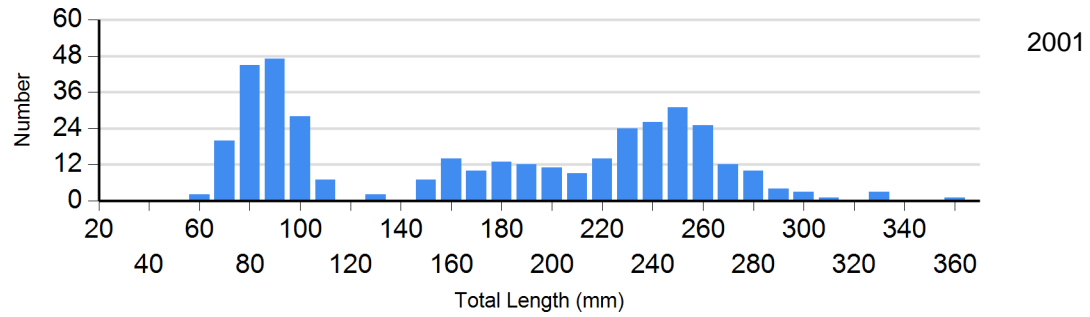
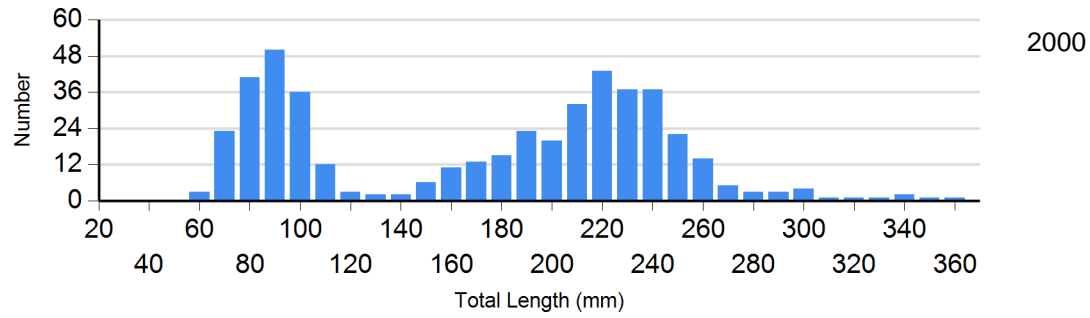


Site: 1412  
Species: White Sucker

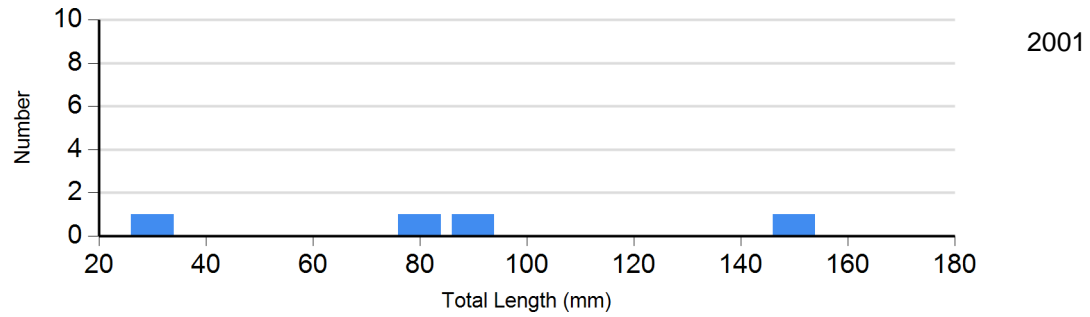




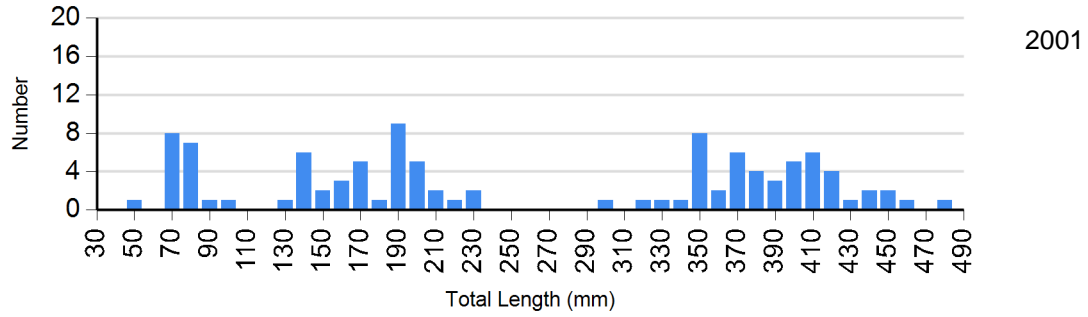
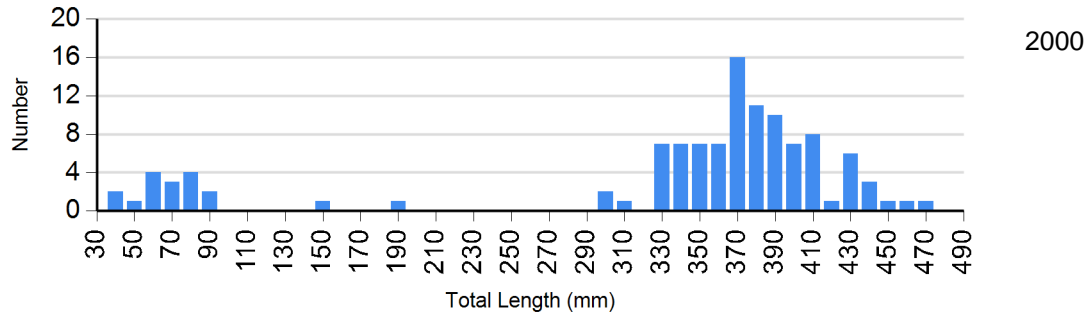
**Site:** 1418  
**Species:** Brown Trout



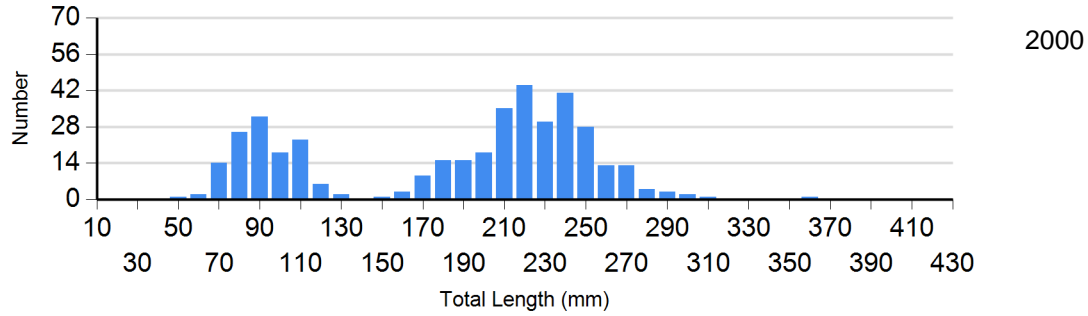
**Site:** 1418  
**Species:** Rock Bass

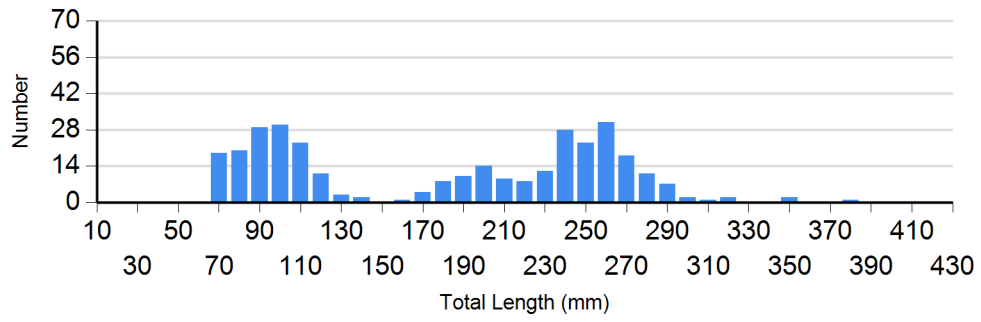


Site: 1418  
Species: White Sucker

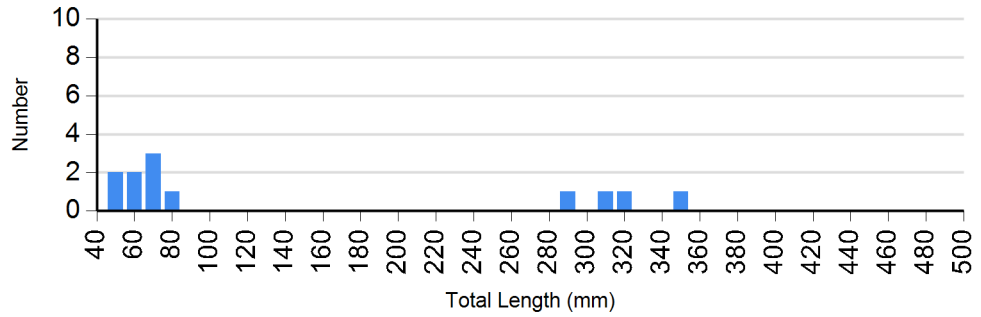
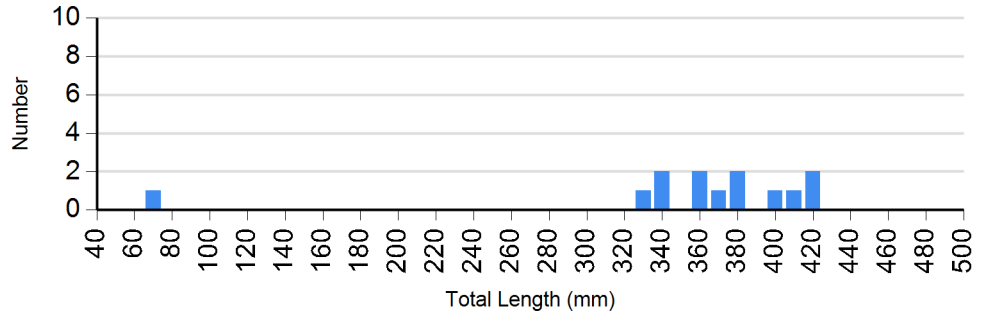


Site: 1420  
Species: Brown Trout

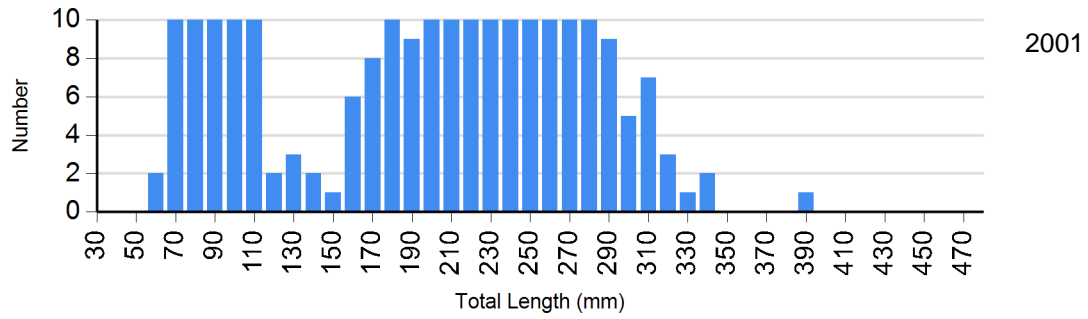
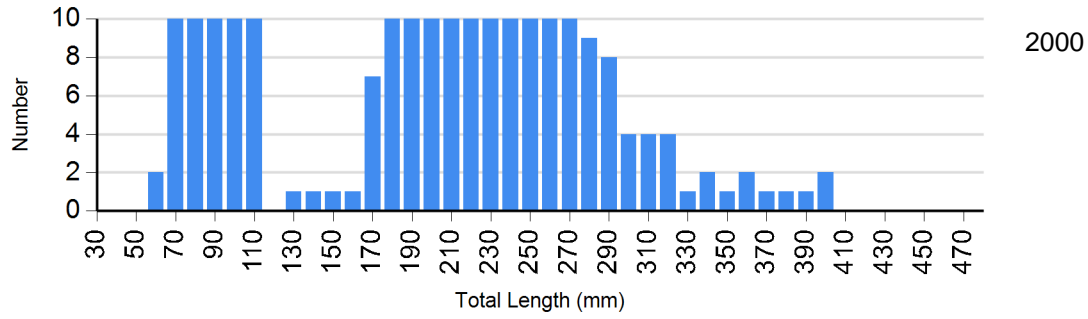
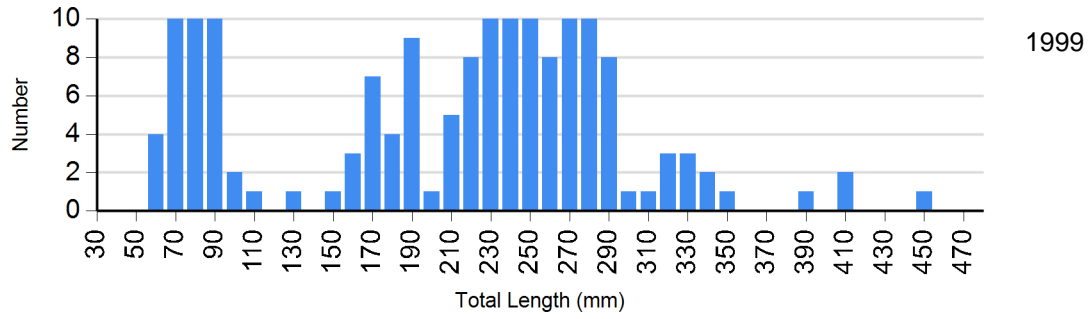




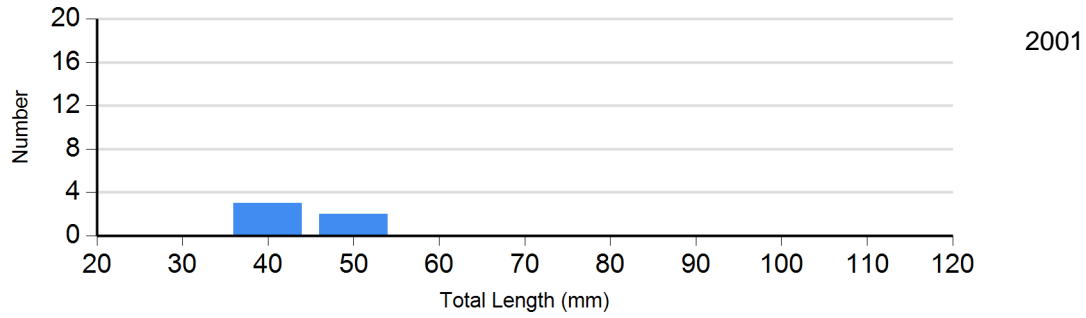
Site: 1420  
Species: White Sucker



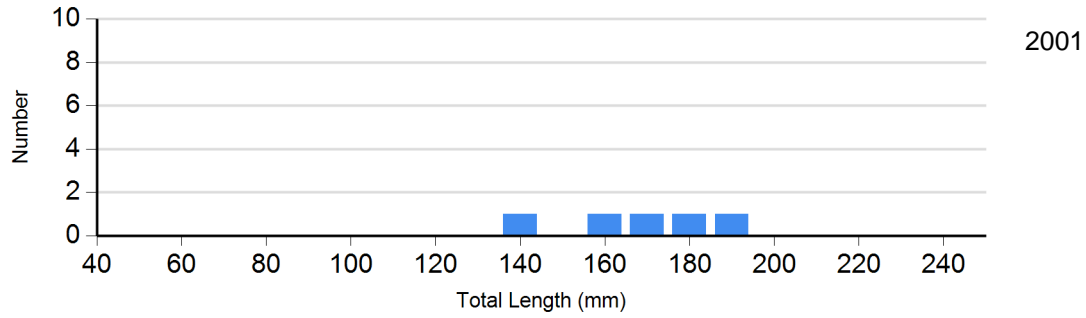
Site: 1434  
Species: Brown Trout



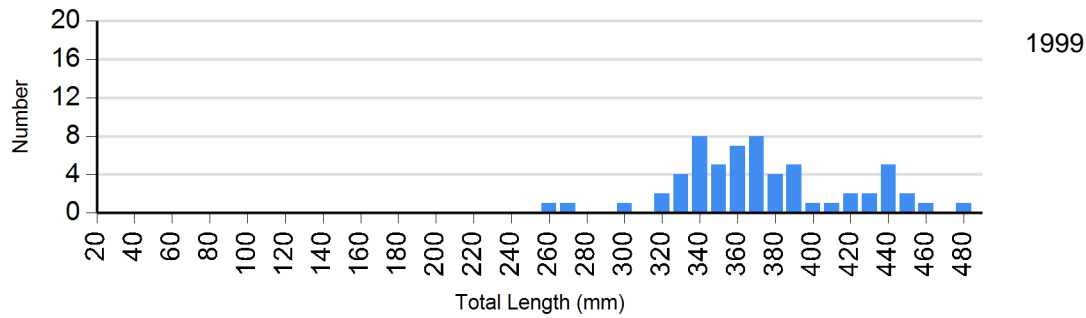
**Site:** 1434  
**Species:** Longnose Dace

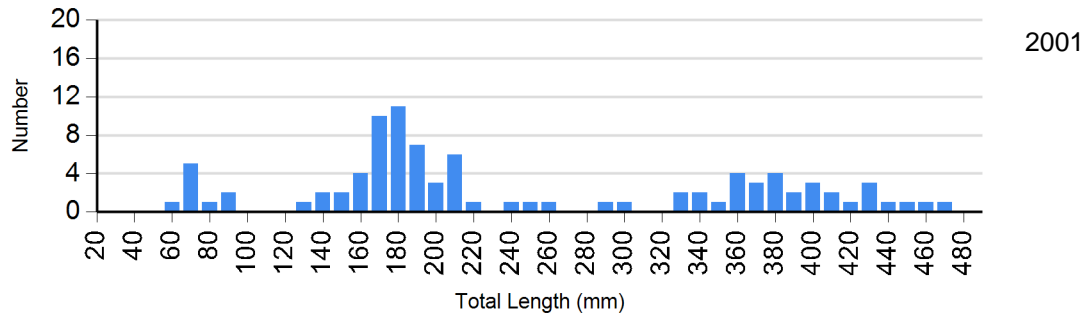
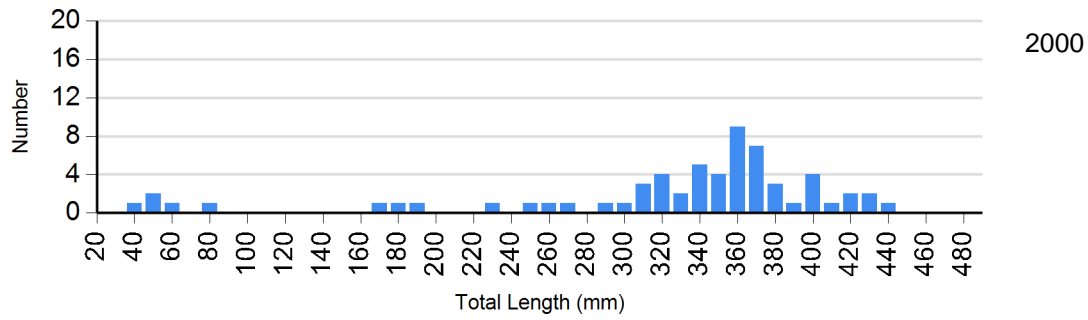


**Site:** 1434  
**Species:** Rock Bass

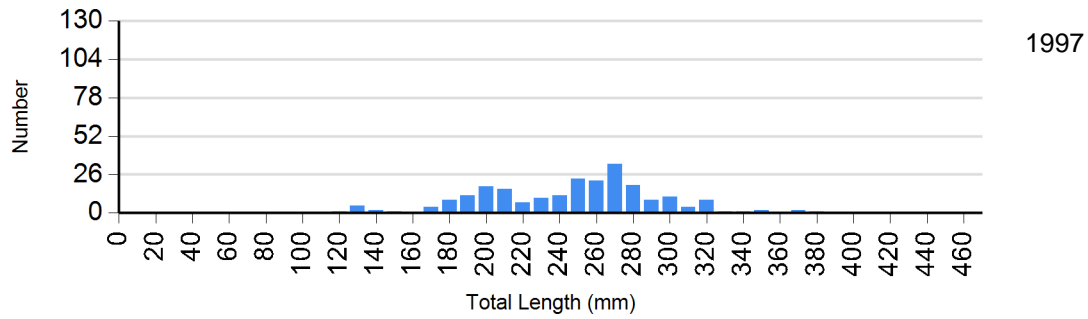
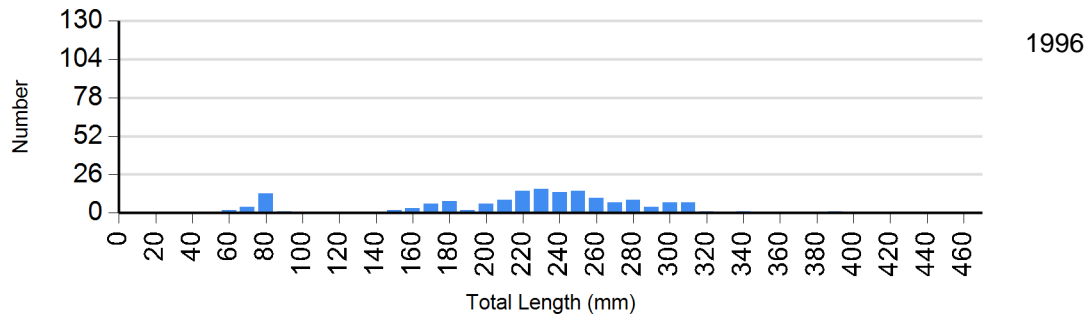


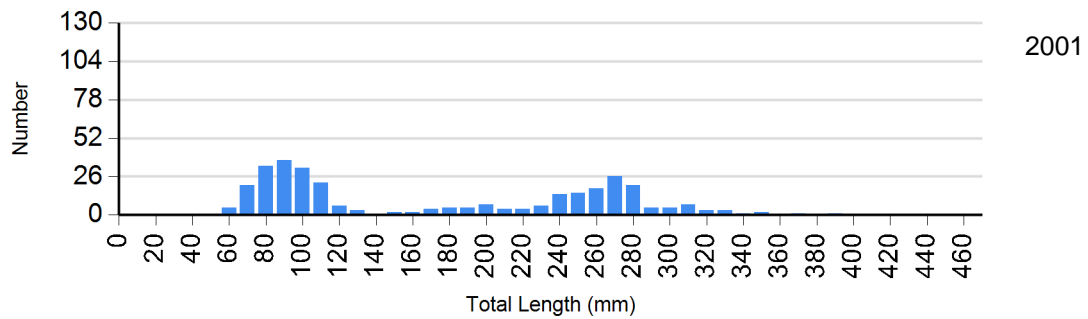
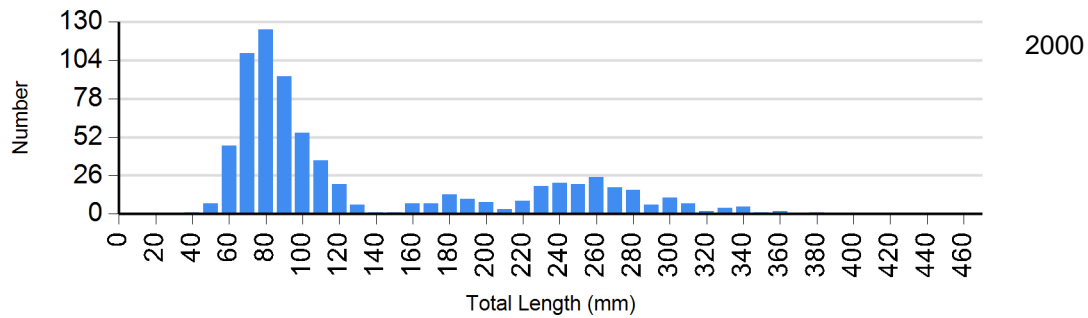
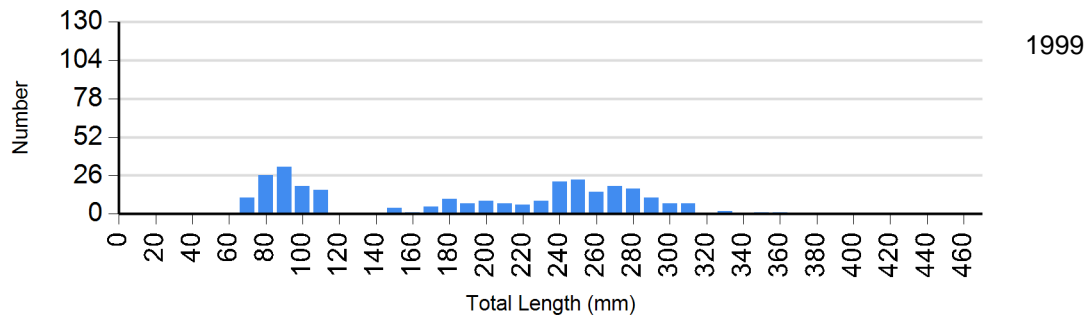
**Site:** 1434  
**Species:** White Sucker



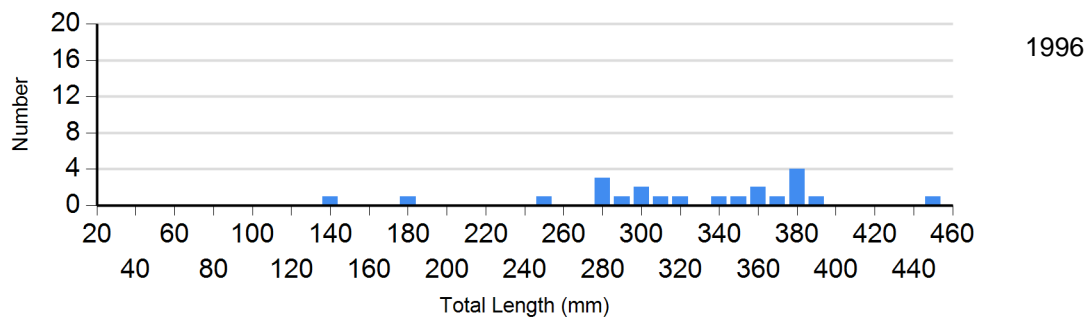


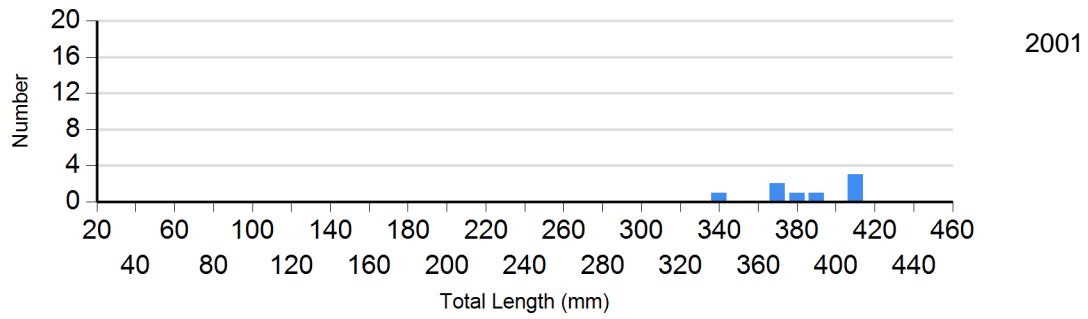
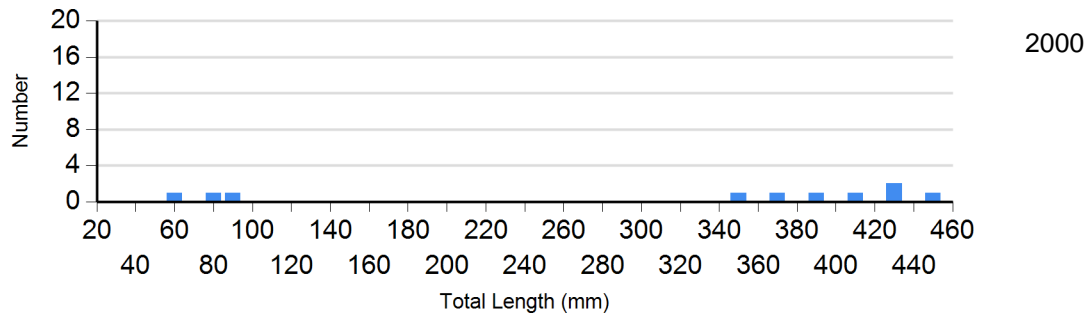
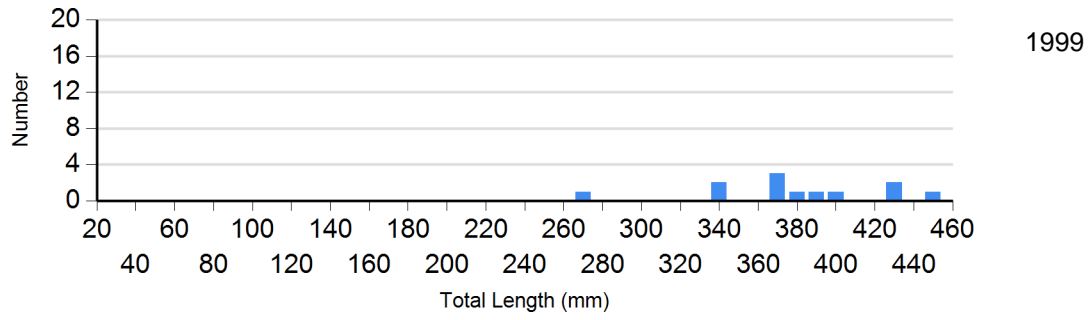
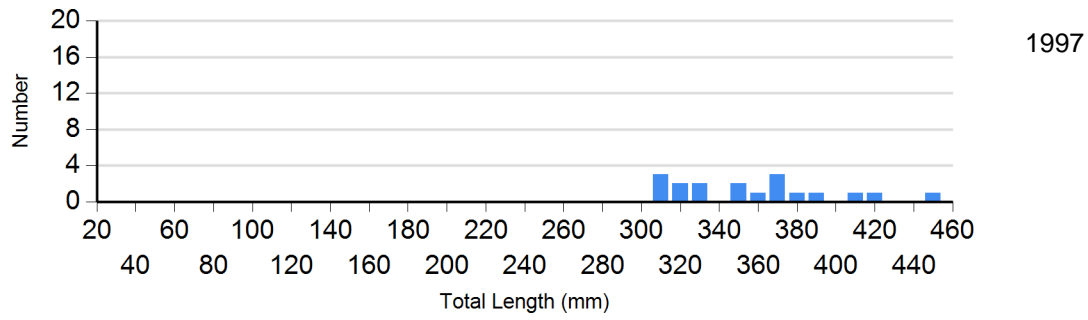
**Site:** 1444  
**Species:** Brown Trout





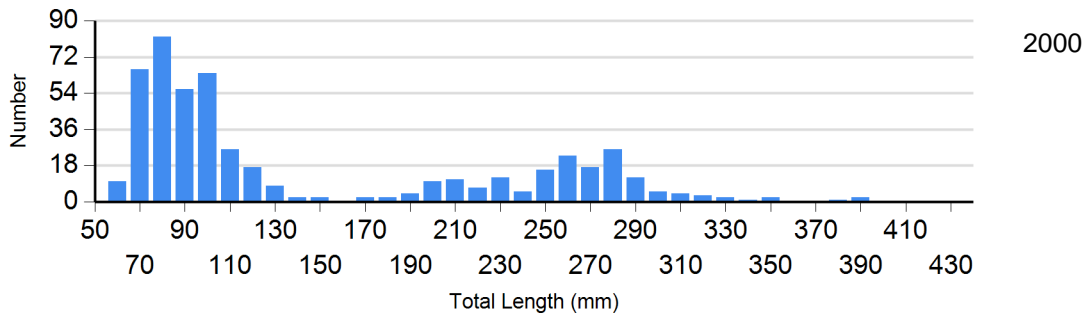
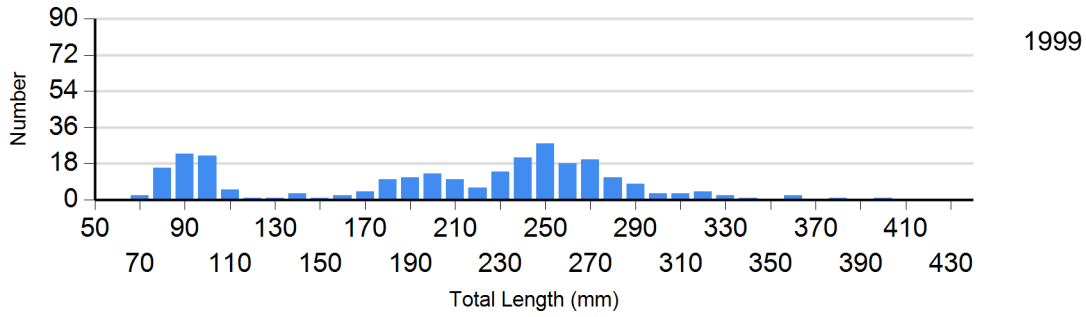
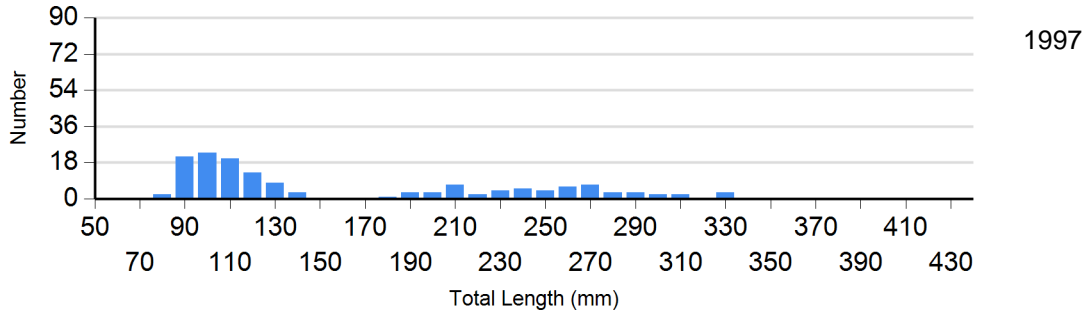
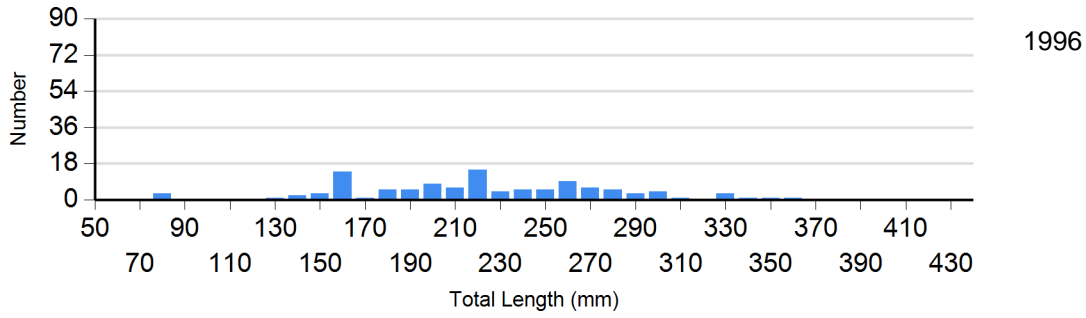
Site: 1444  
Species: White Sucker

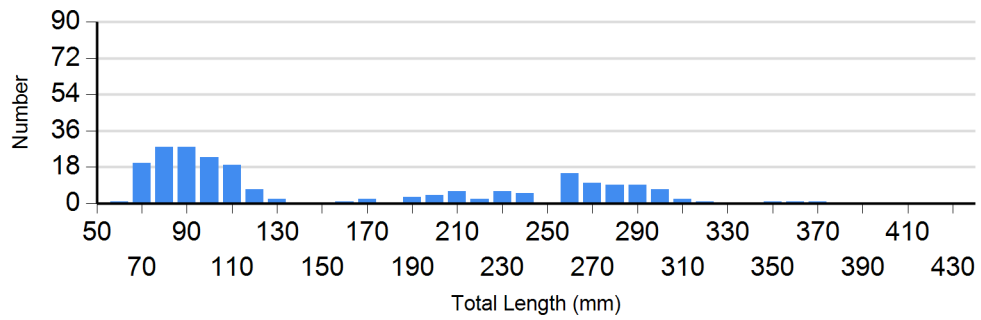




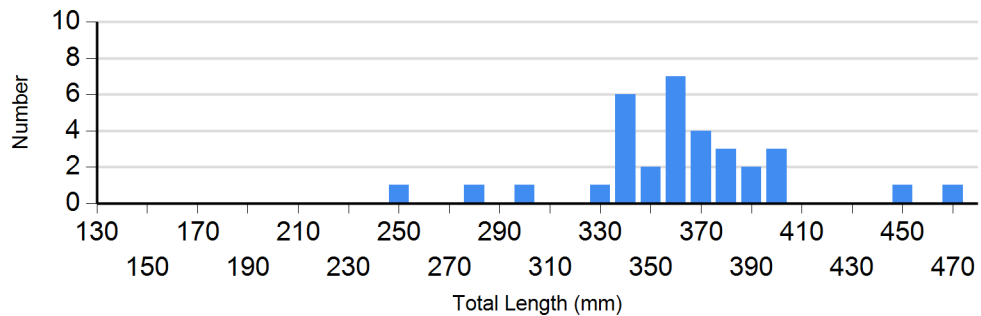
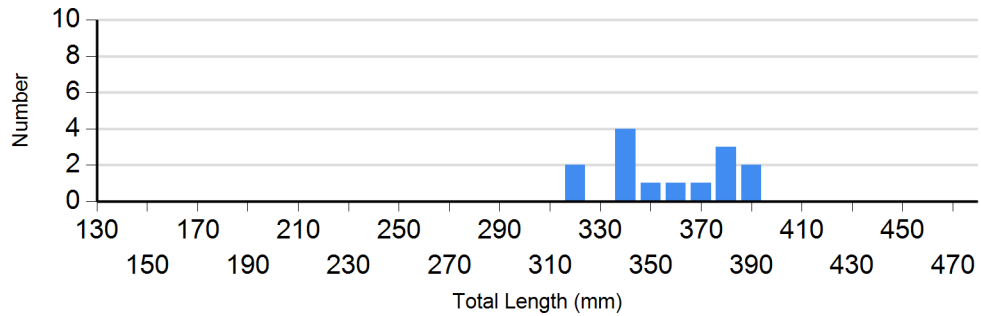
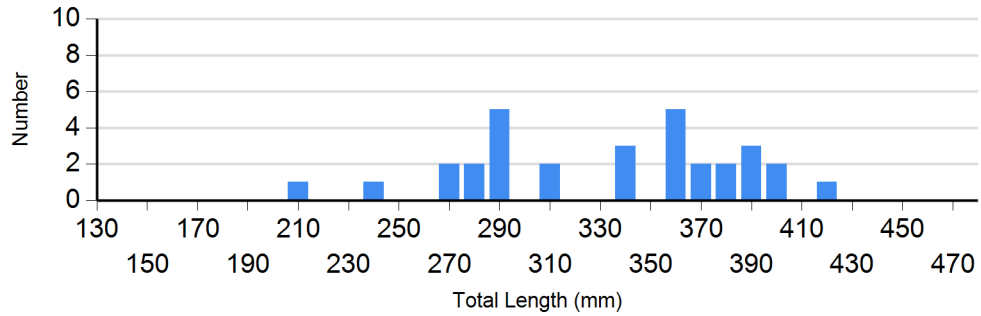


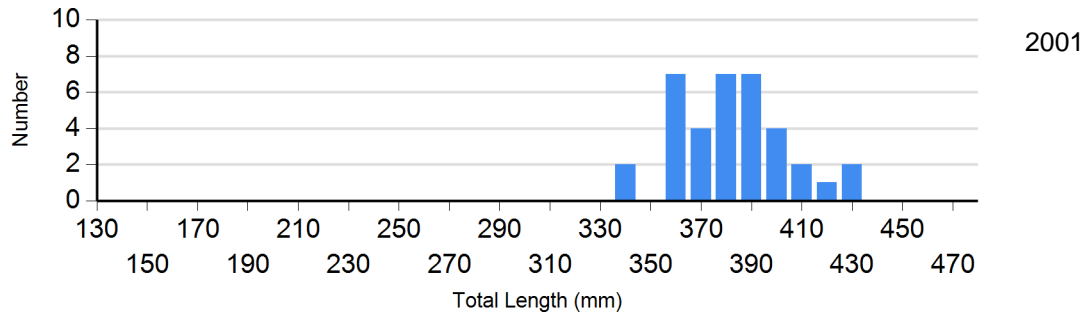
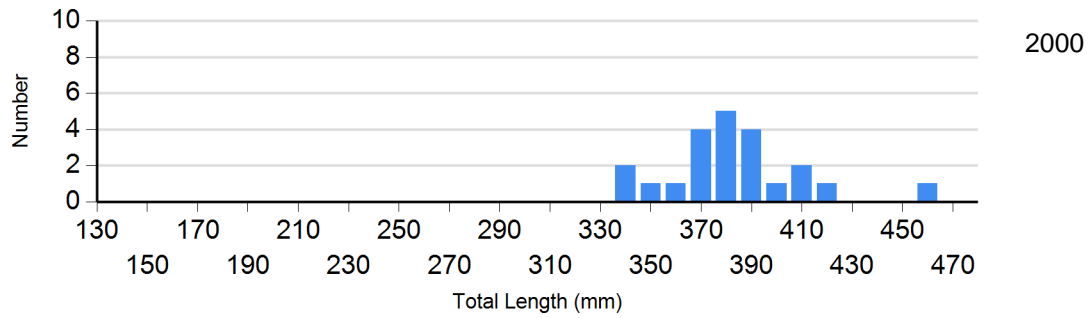
Site: 1449  
Species: Brown Trout



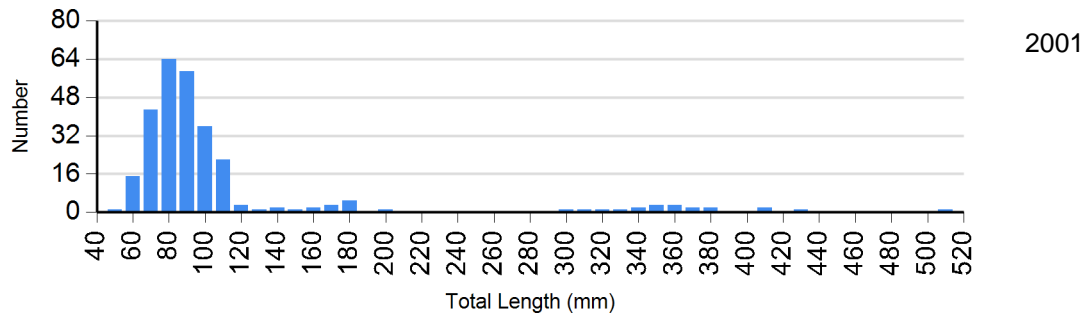
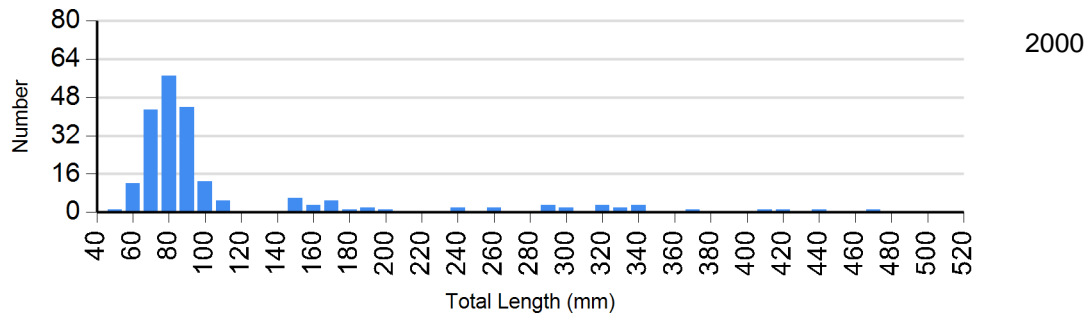


Site: 1449  
Species: White Sucker

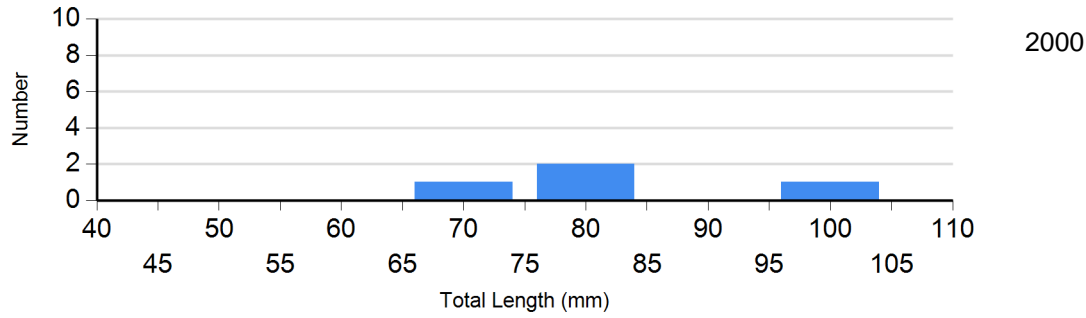




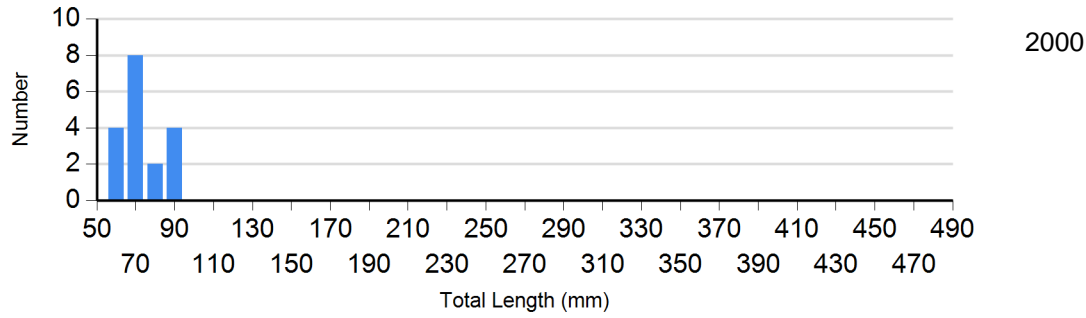
**Site:** 1468  
**Species:** Brown Trout



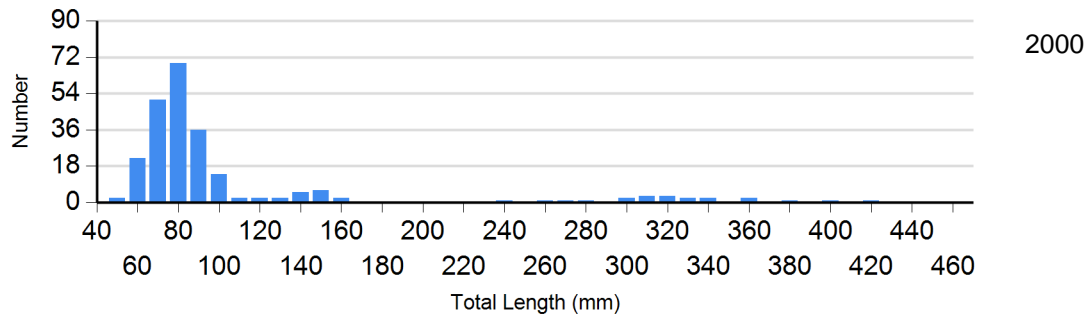
**Site:** 1468  
**Species:** Longnose Dace

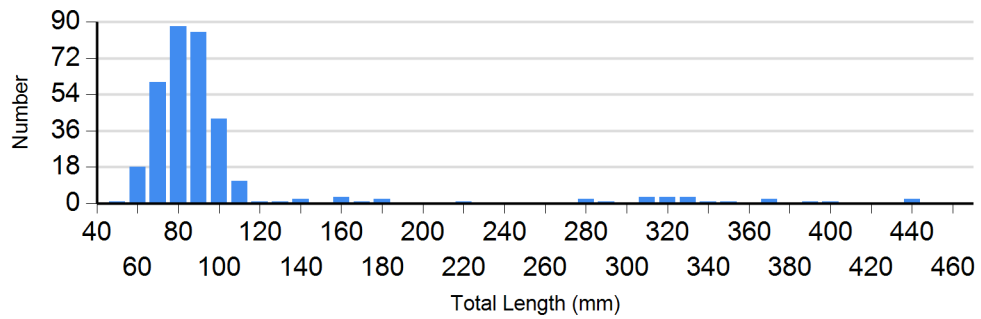


**Site:** 1468  
**Species:** Rainbow Trout

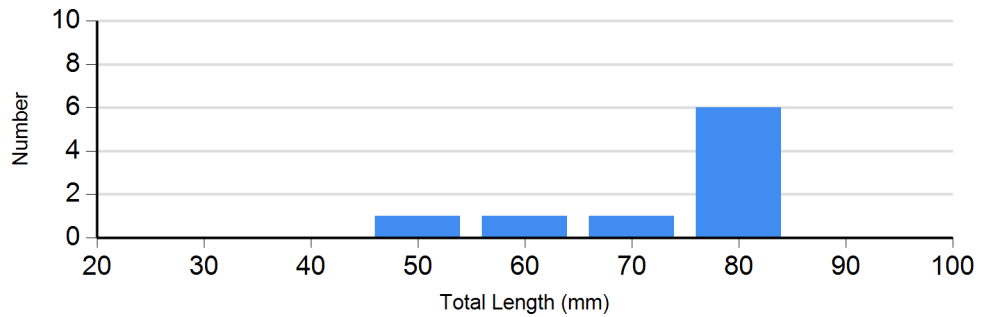
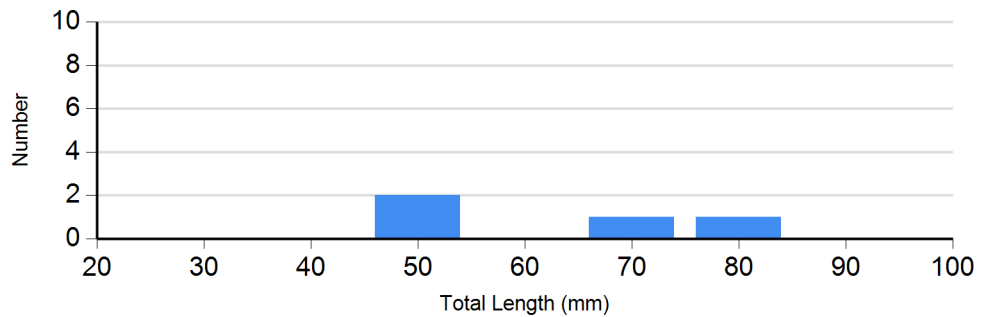


**Site:** 1470  
**Species:** Brown Trout


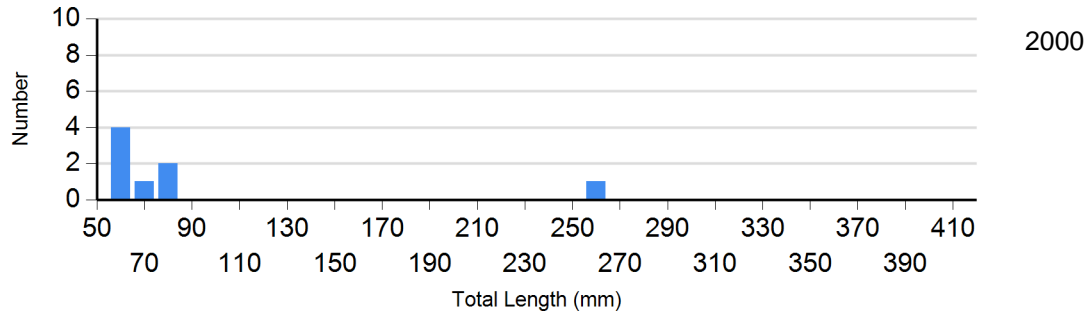




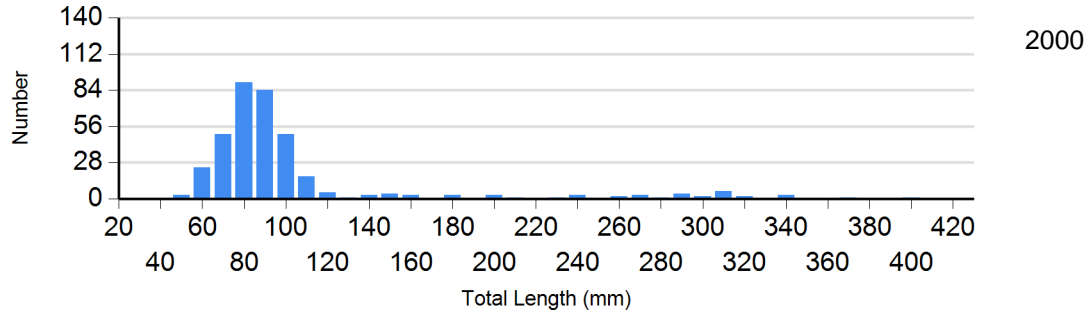
Site: 1470  
Species: Longnose Dace

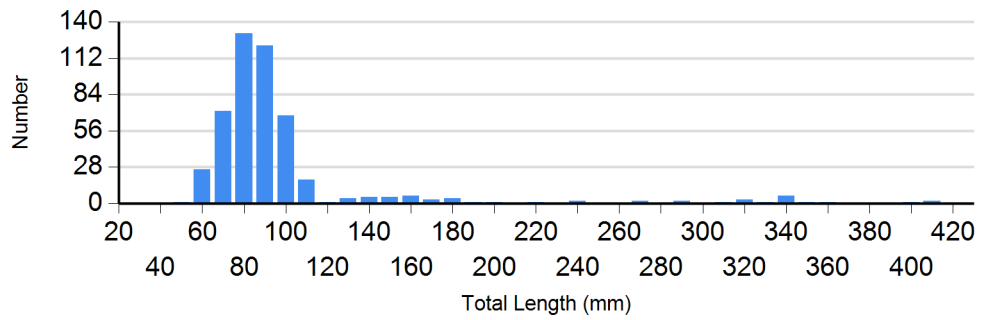


**Site: 1470**  
**Species: Rainbow Trout**

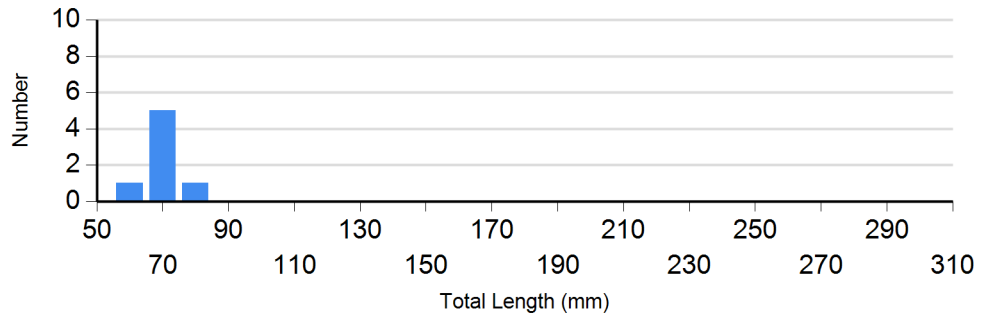


**Site: 1475**  
**Species: Brown Trout**

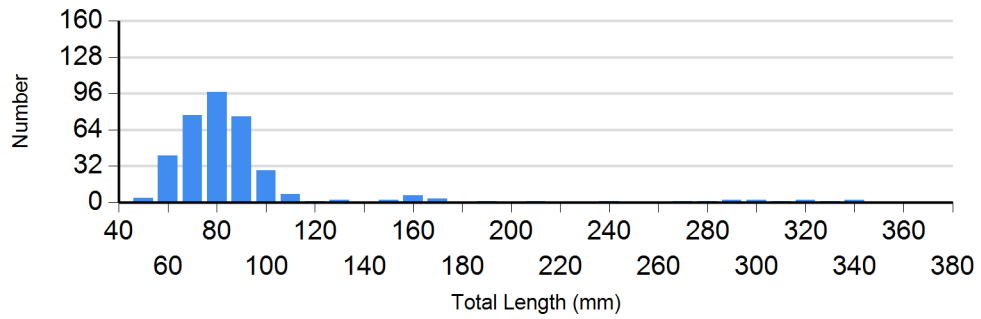


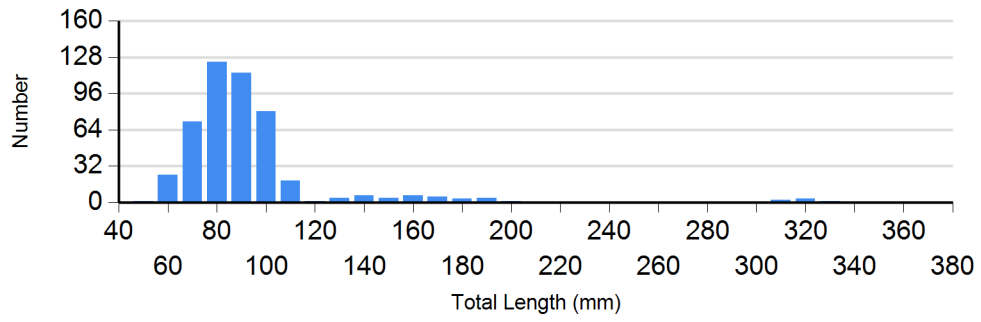


**Site: 1475**  
**Species: Rainbow Trout**

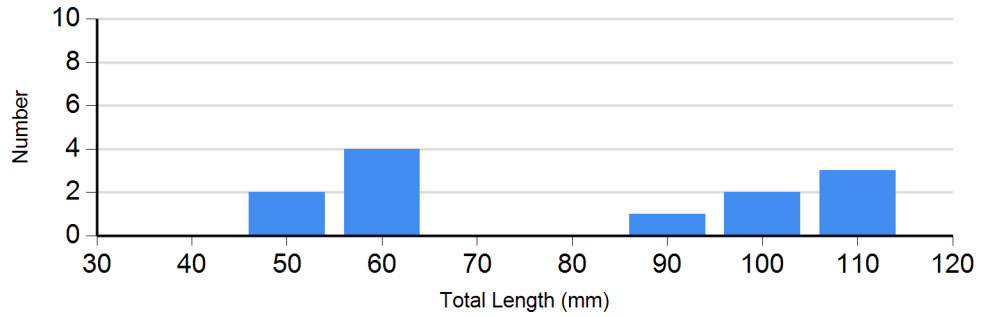
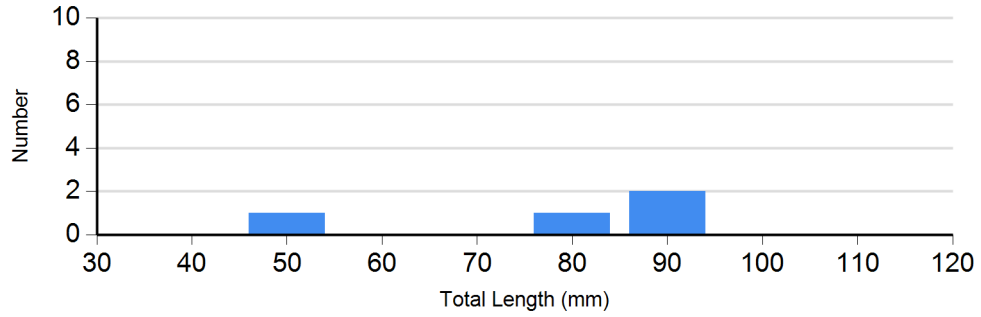


**Site: 1476**  
**Species: Brown Trout**



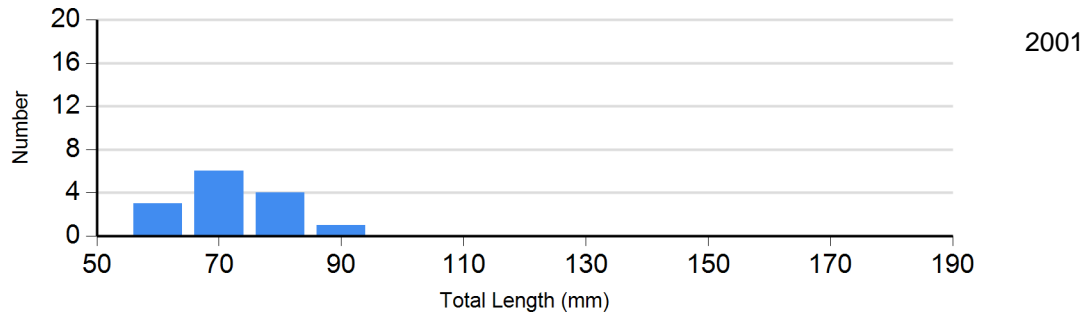
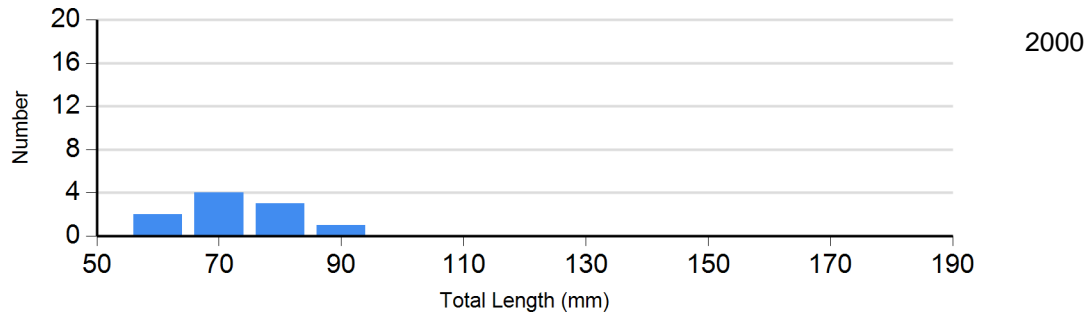


Site: 1476  
Species: Longnose Dace

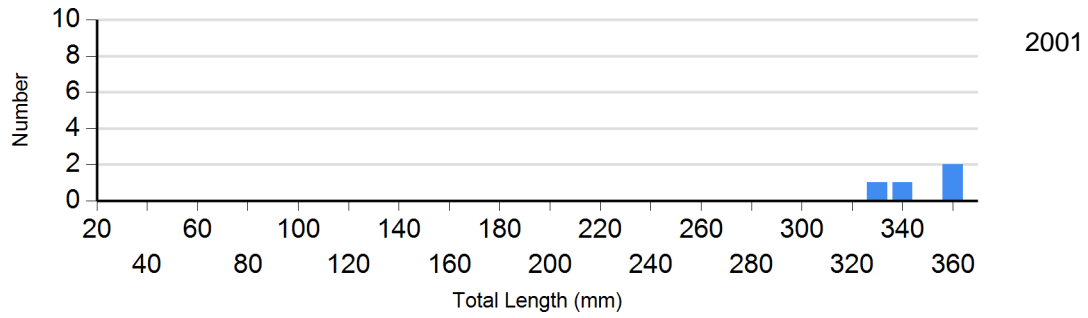




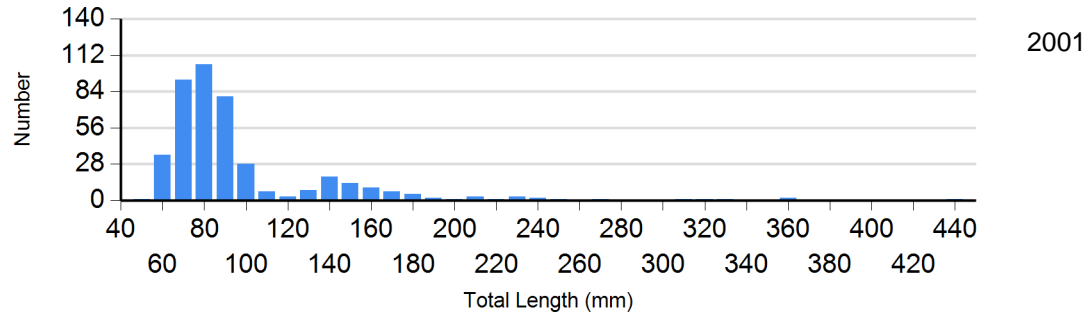
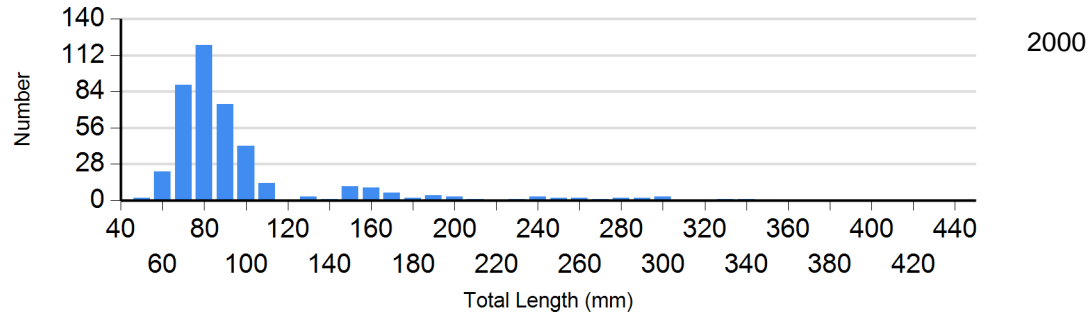
**Site: 1476**  
**Species: Rainbow Trout**



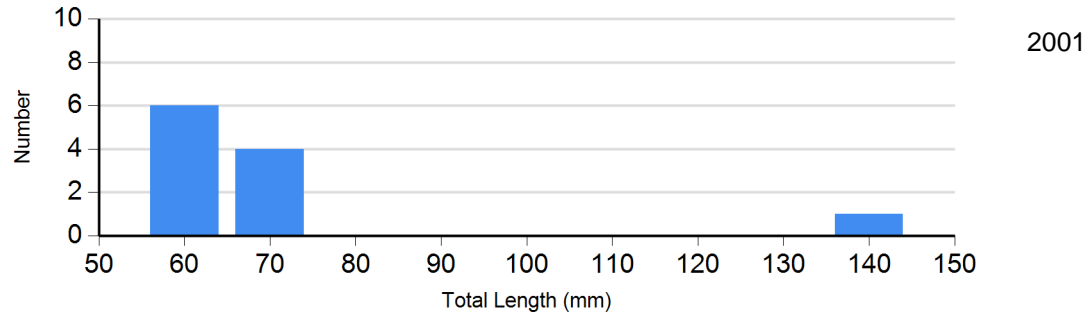
**Site: 1476**  
**Species: White Sucker**



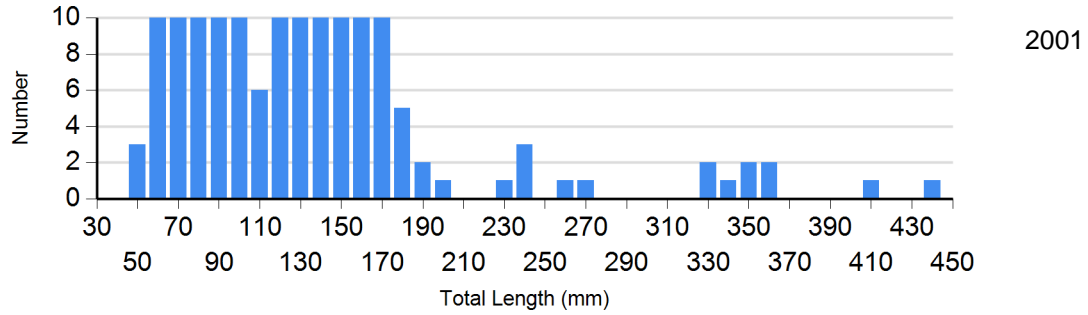
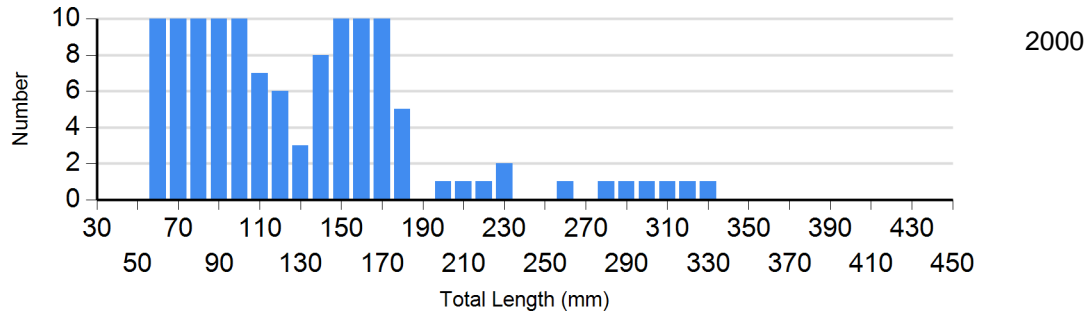
Site: 1483  
Species: Brown Trout



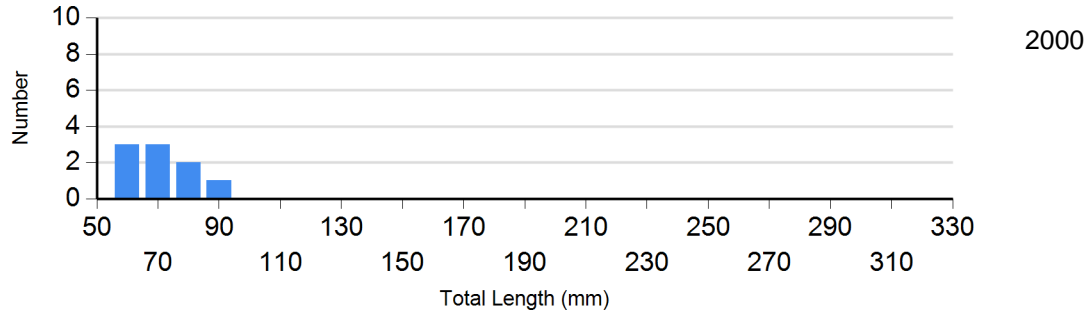
Site: 1483  
Species: Rainbow Trout

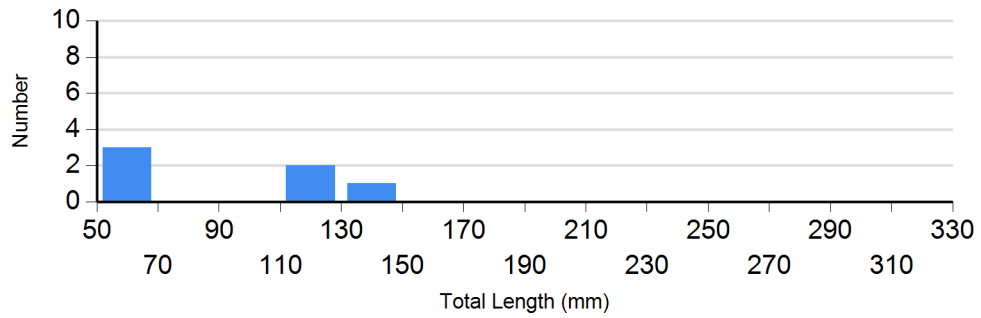


Site: 1484  
Species: Brown Trout

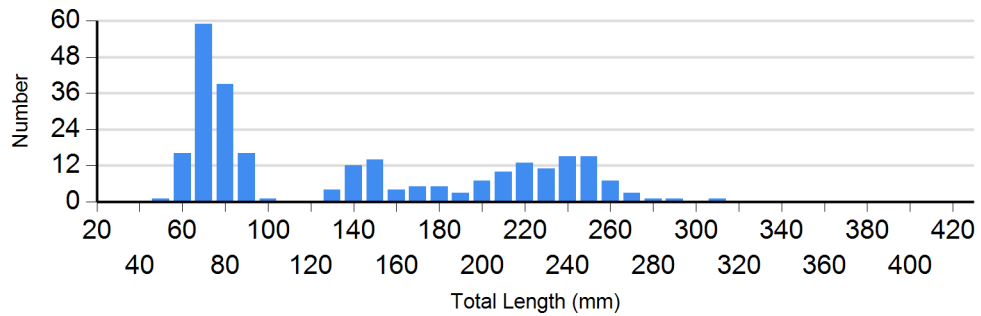
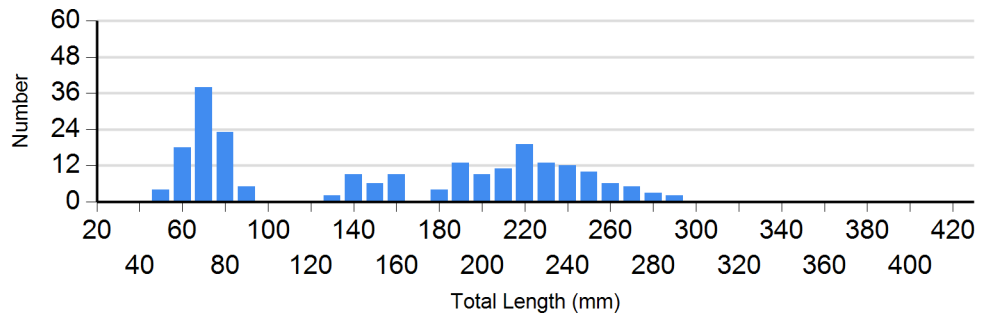
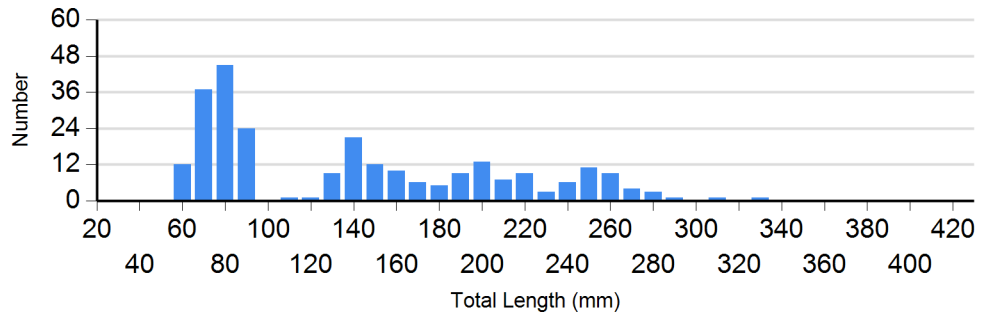


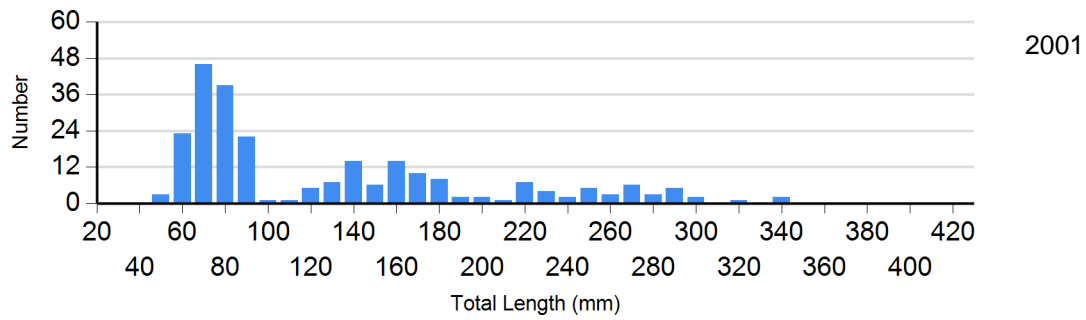
Site: 1484  
Species: Rainbow Trout



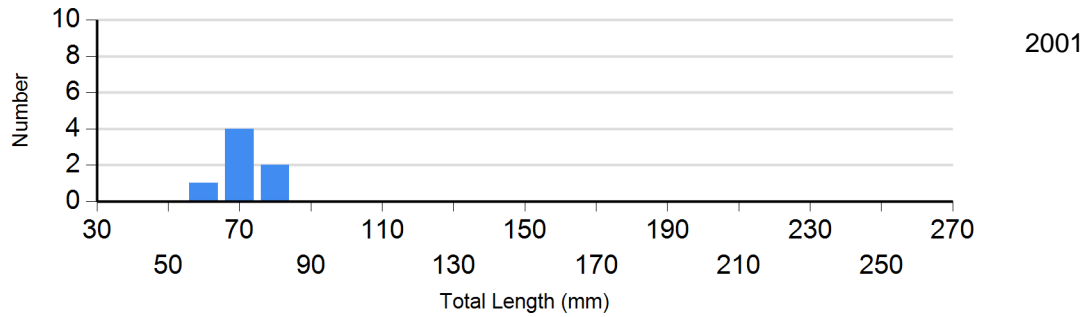


**Site:** 1656  
**Species:** Brown Trout

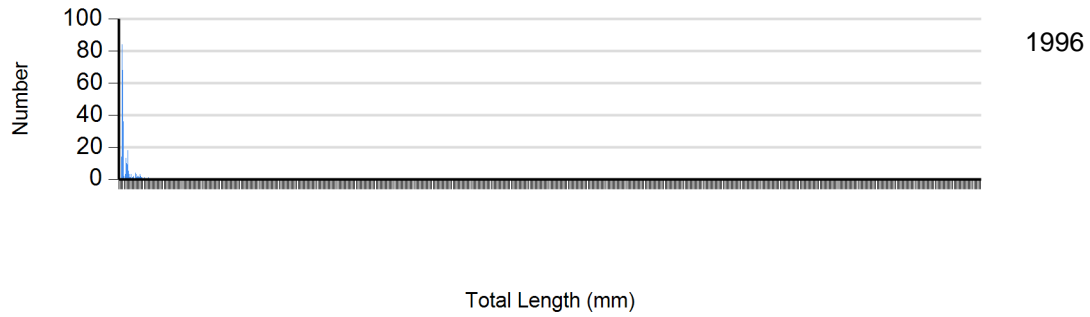


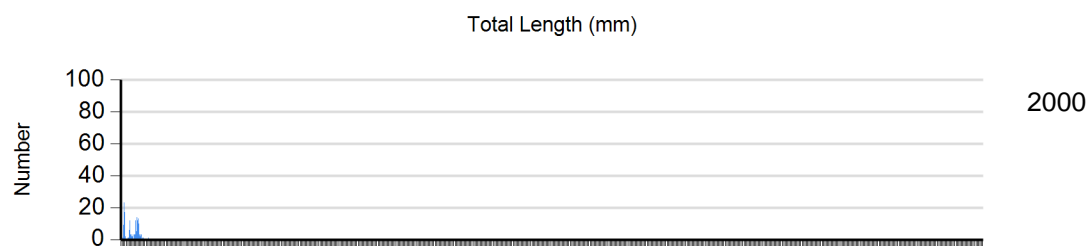
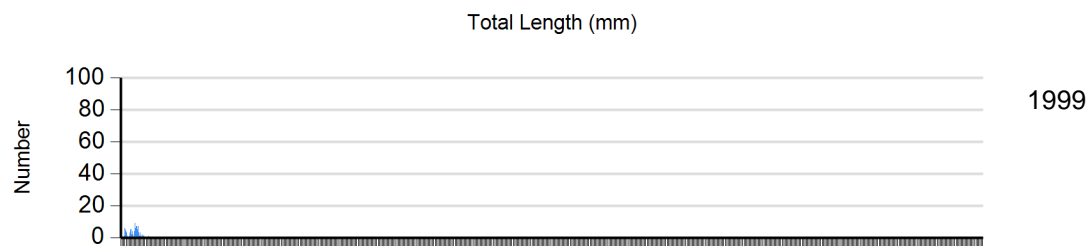
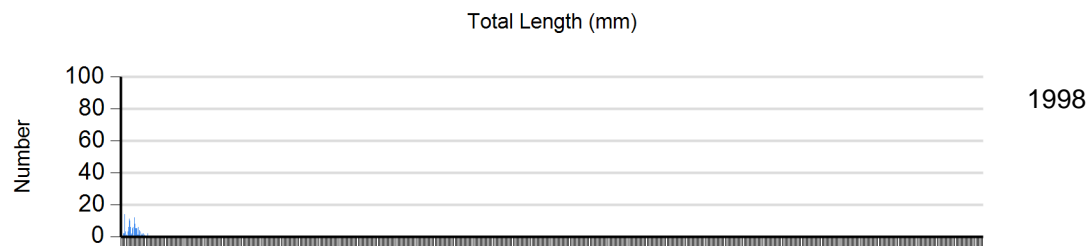



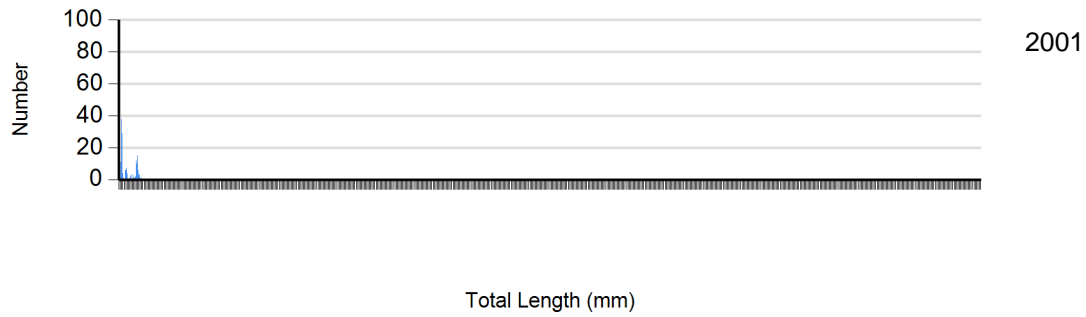
Site: 1833  
Species: Brook Trout



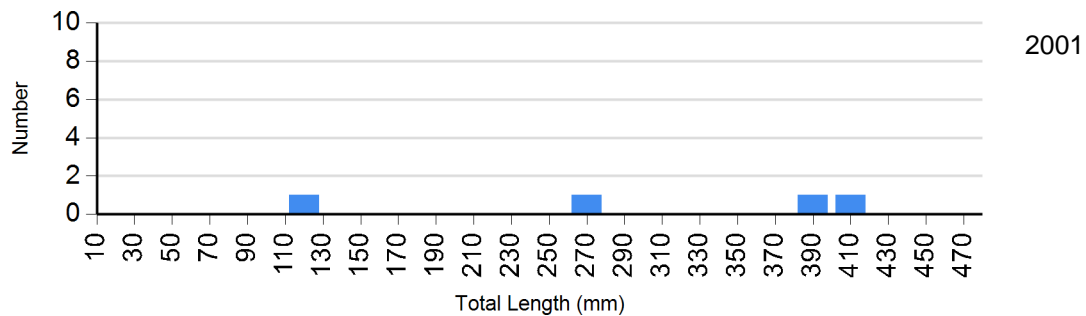
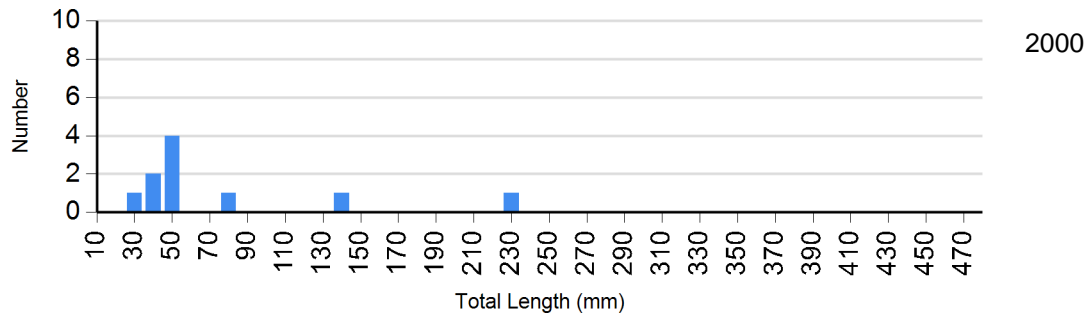
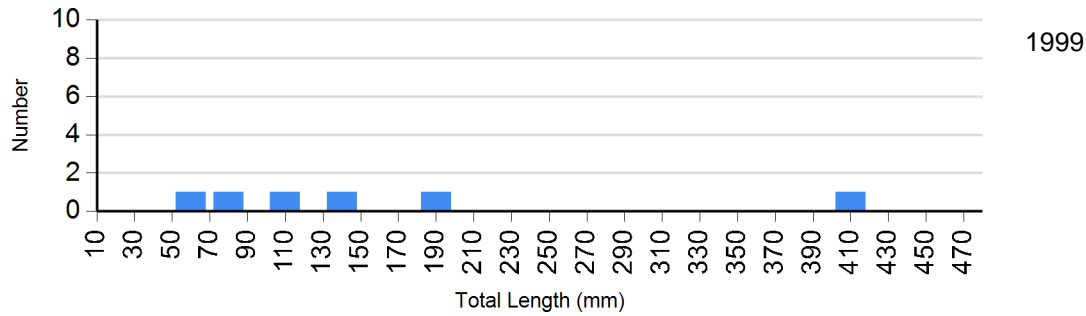
Site: 1833  
Species: Brown Trout



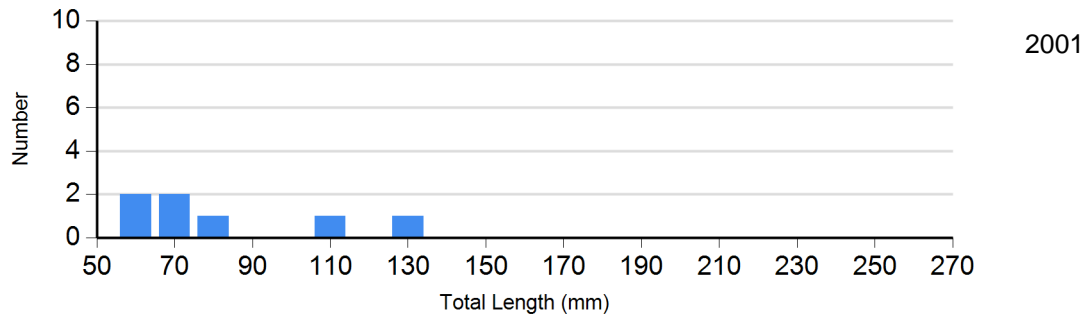
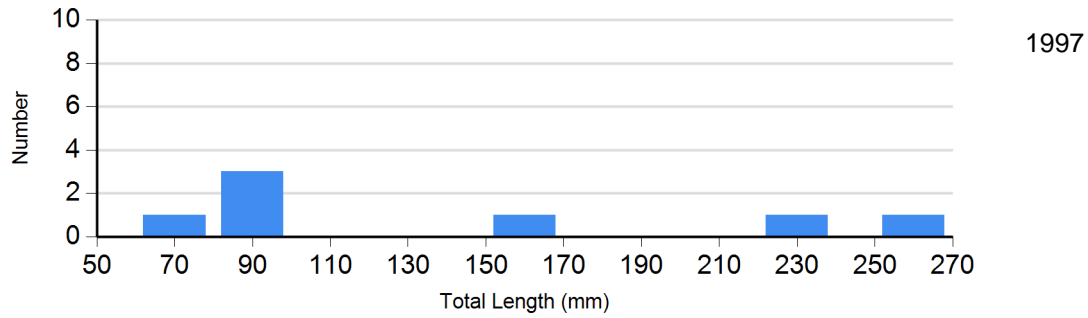
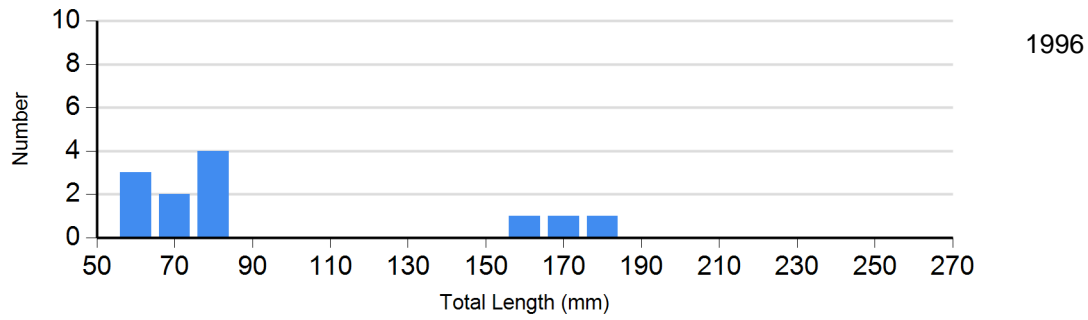




Site: 1833  
Species: Rainbow Trout

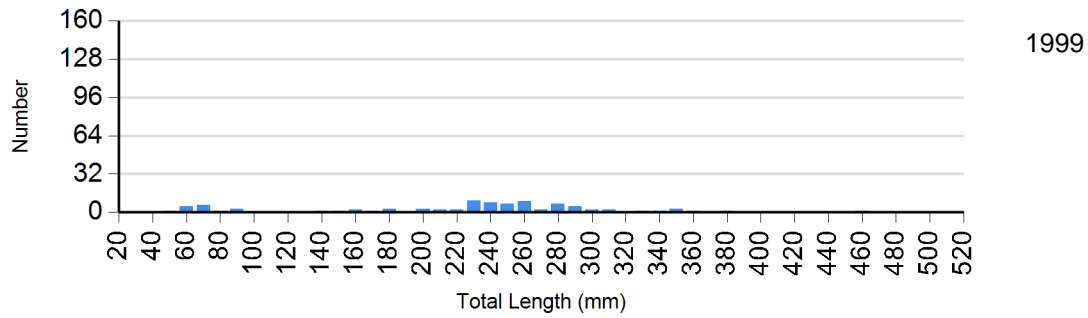
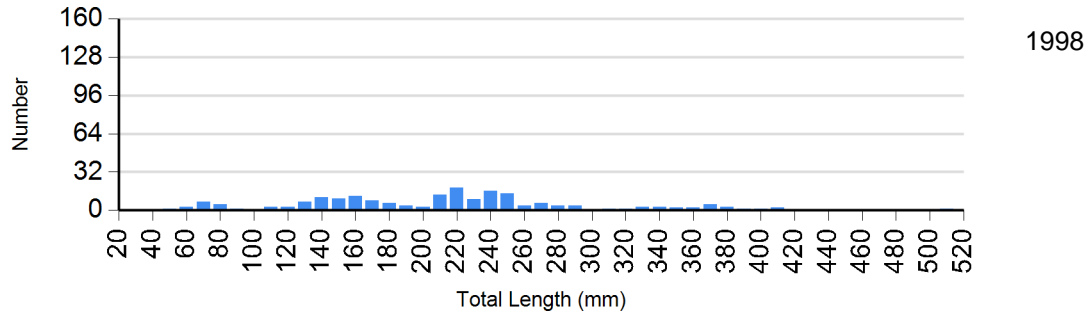
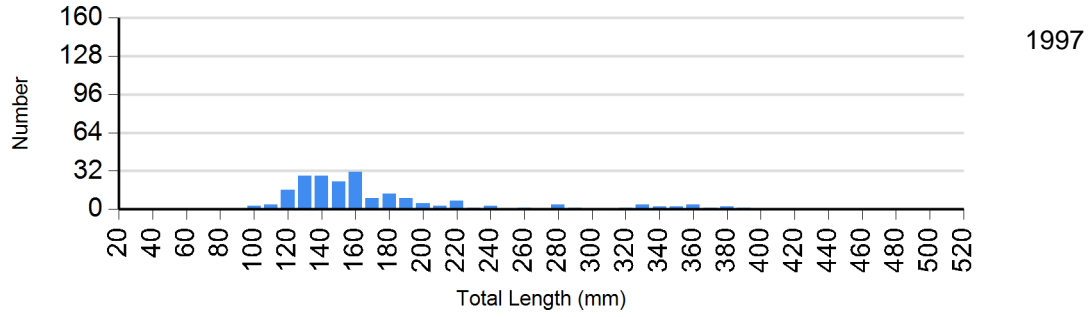
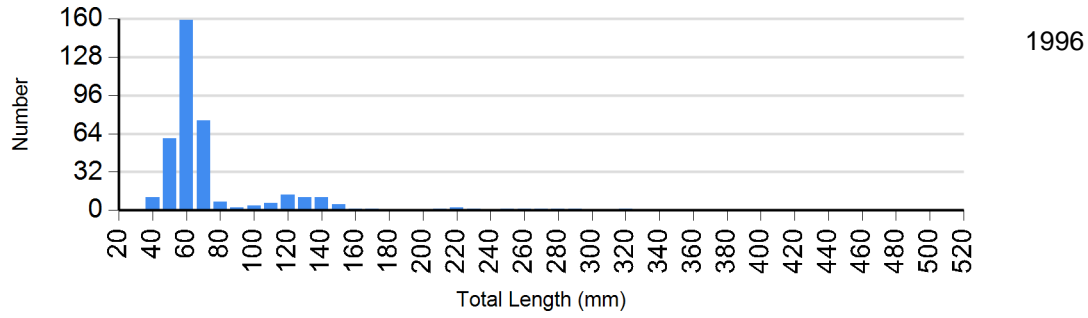


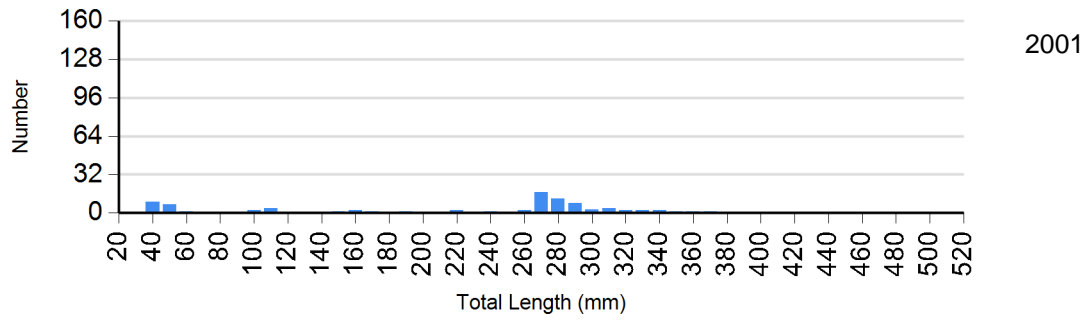
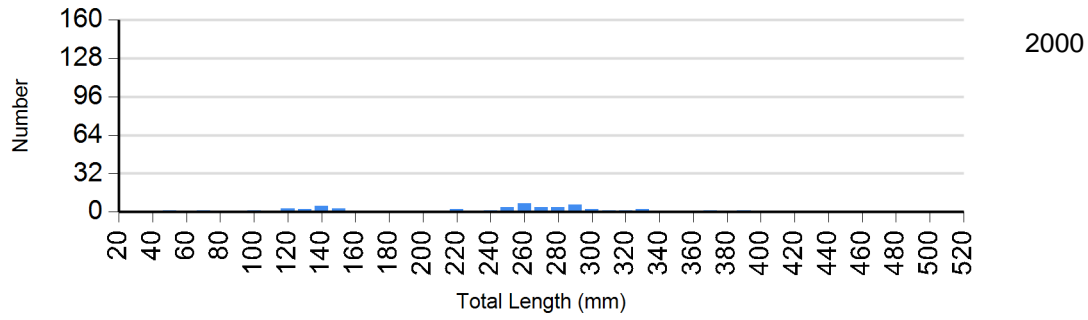
**Site:** 1843  
**Species:** Brook Trout



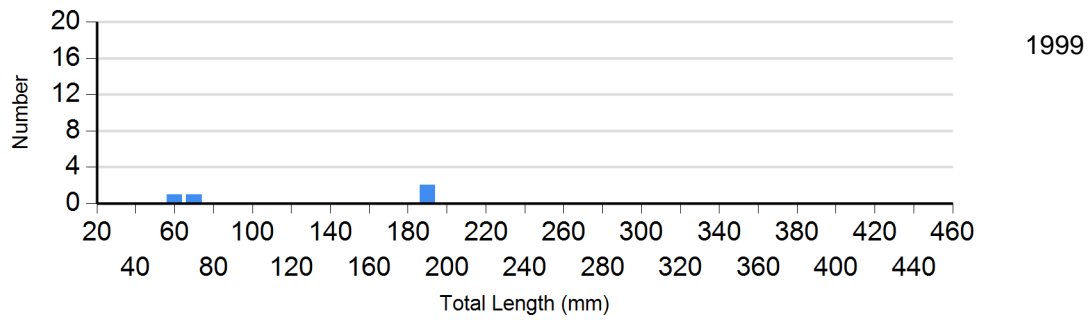
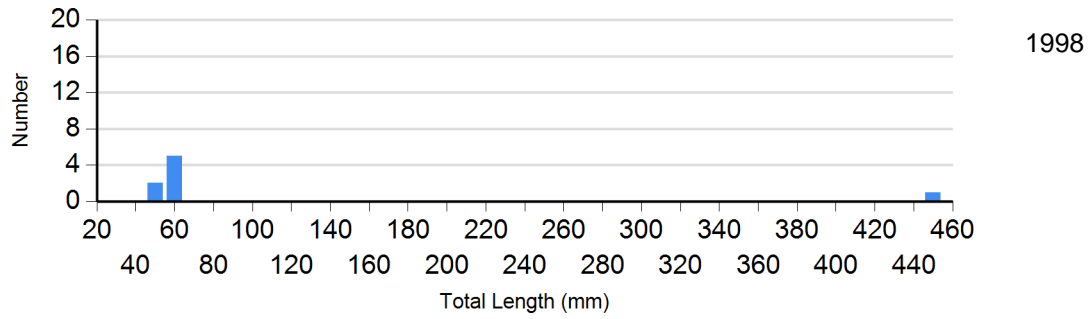


Site: 1843  
Species: Brown Trout

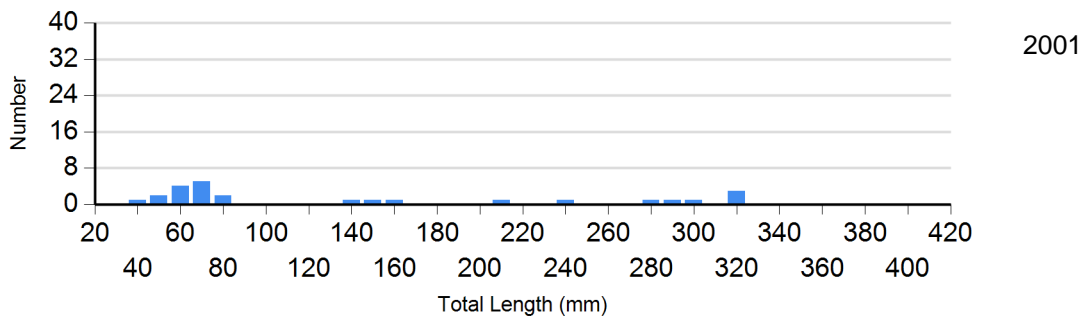
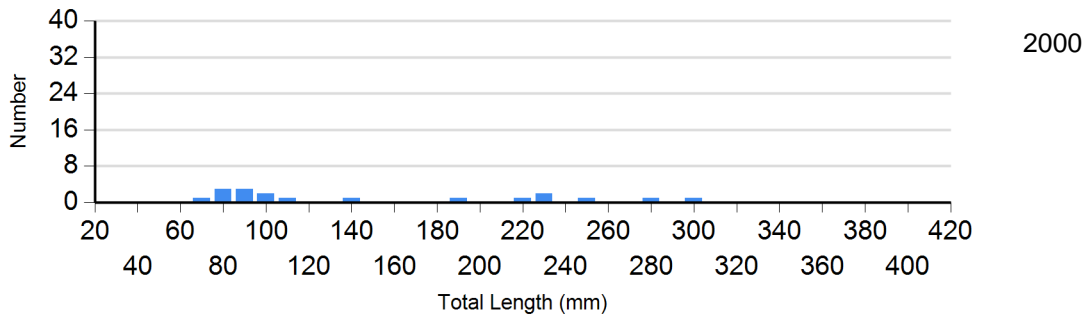
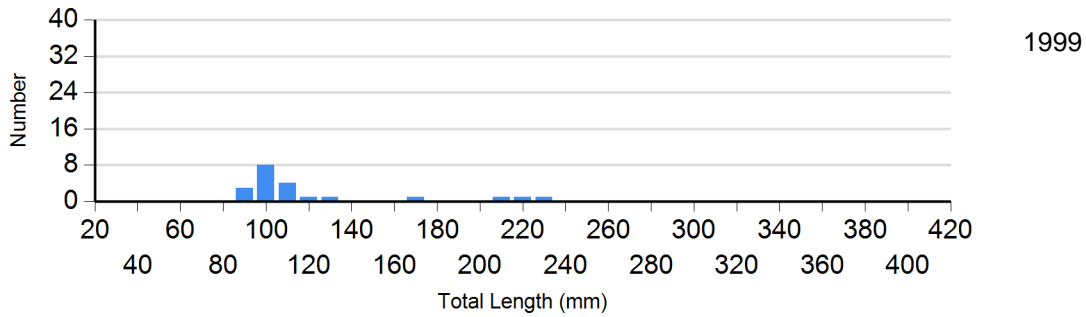
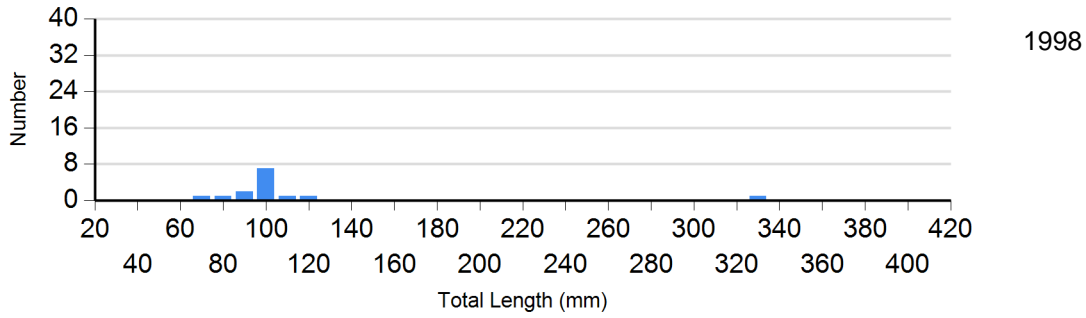




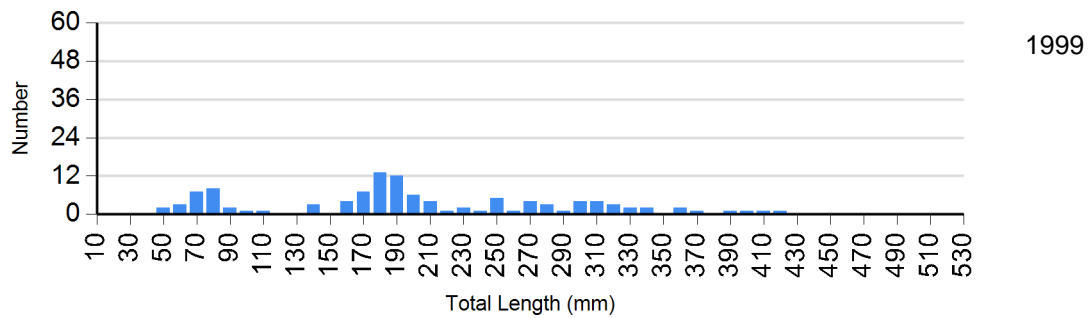
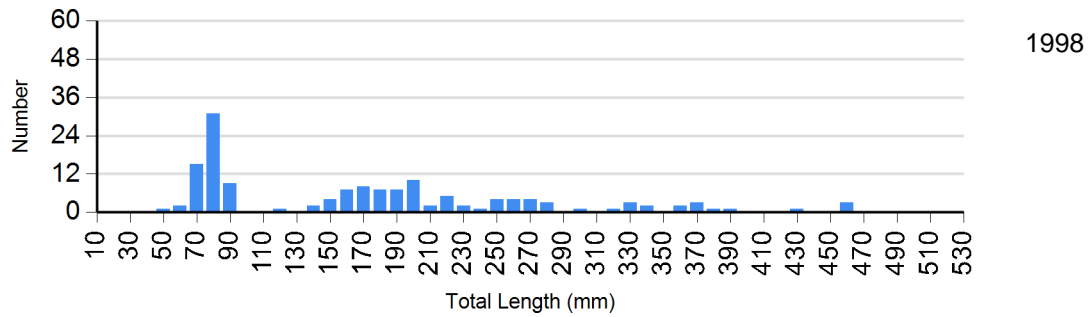
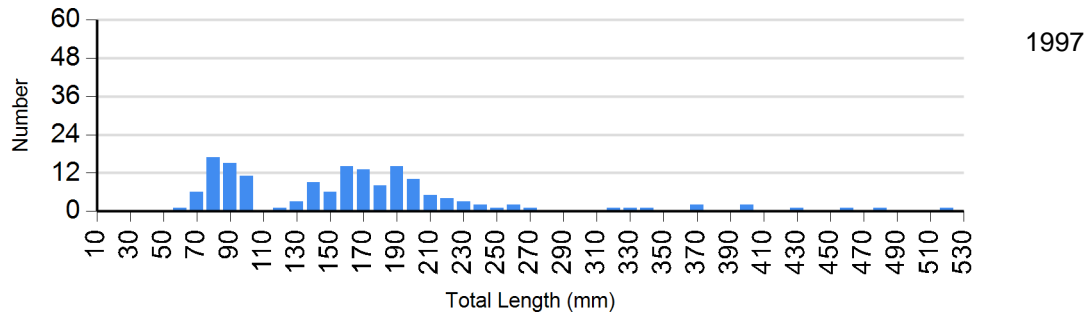
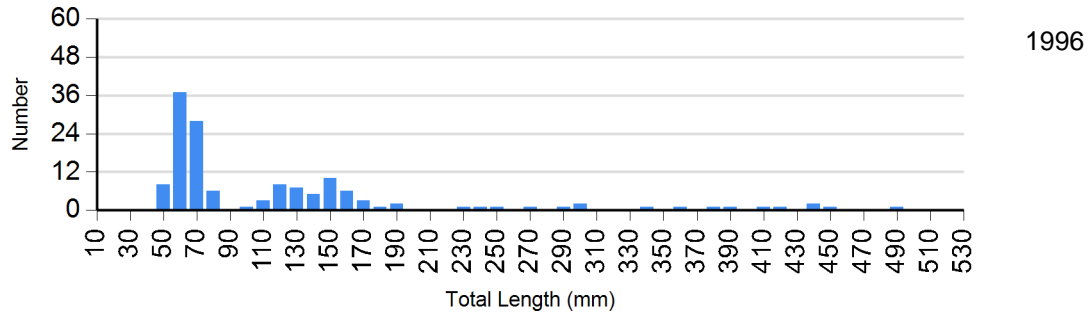
**Site:** 1843  
**Species:** Rainbow Trout

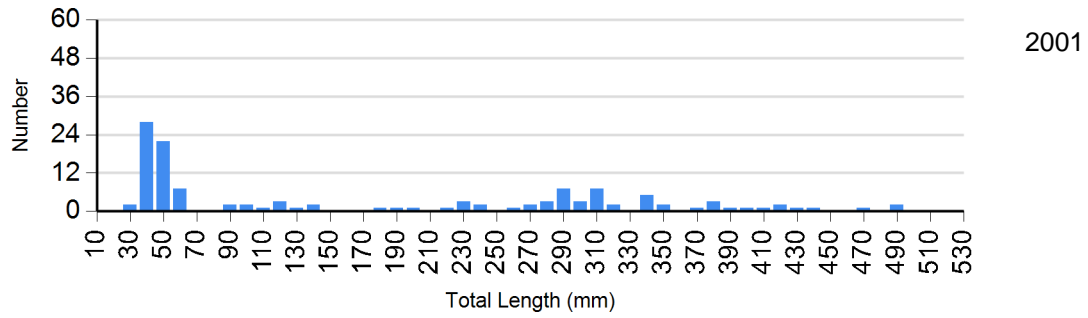
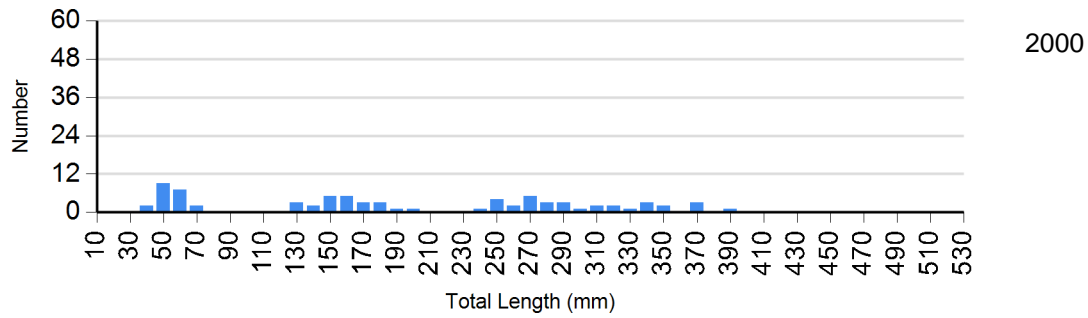


Site: 1853  
Species: Brook Trout

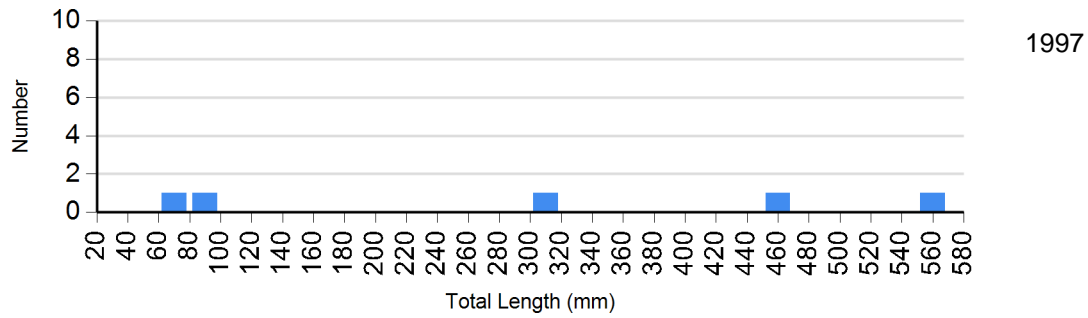
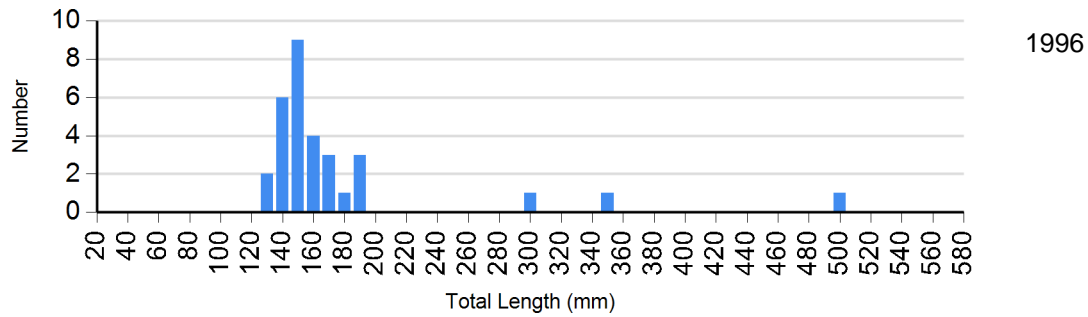


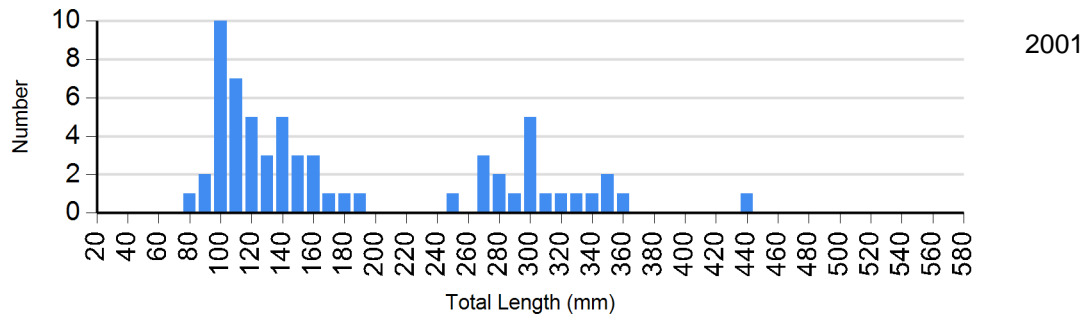
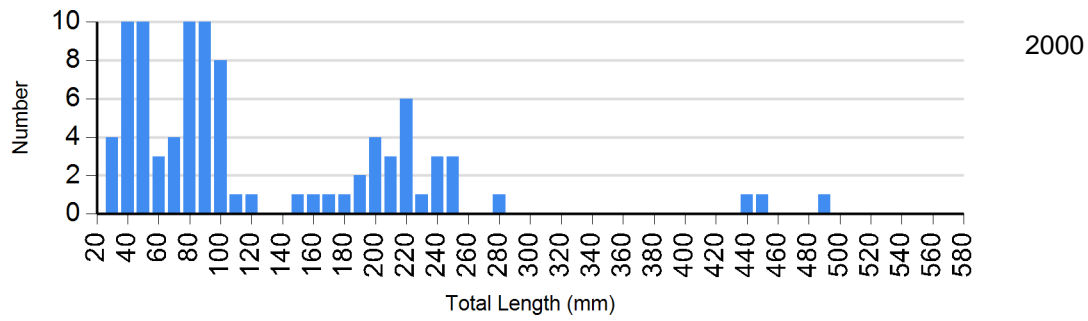
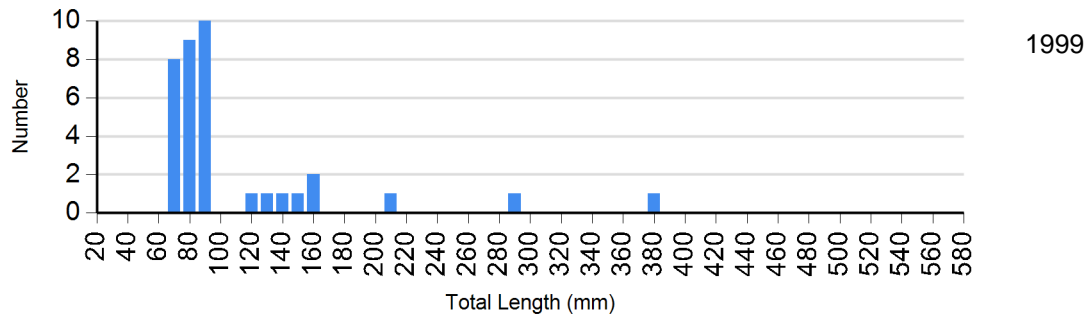
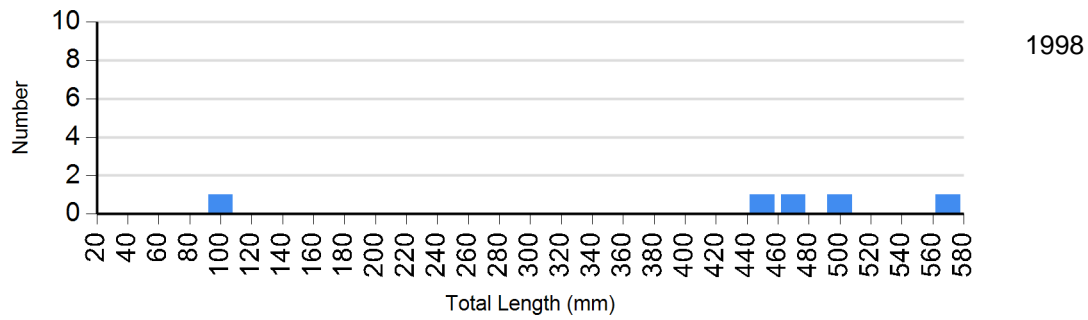
Site: 1853  
Species: Brown Trout



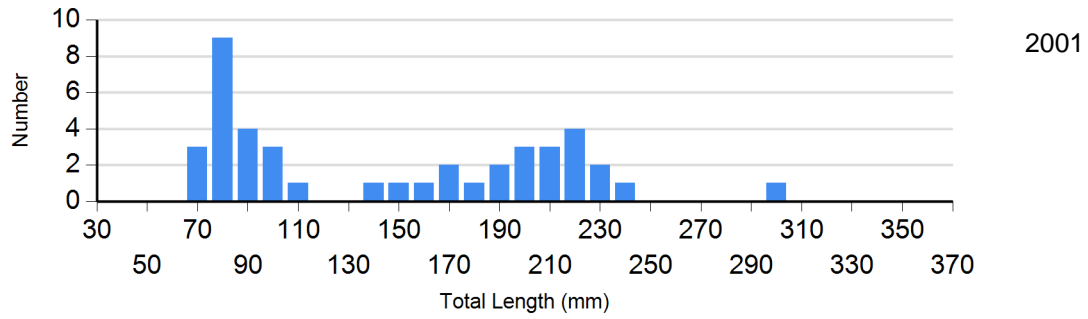
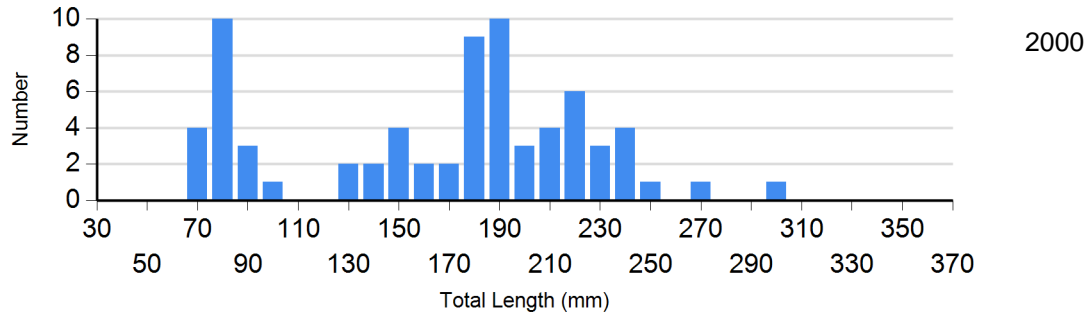
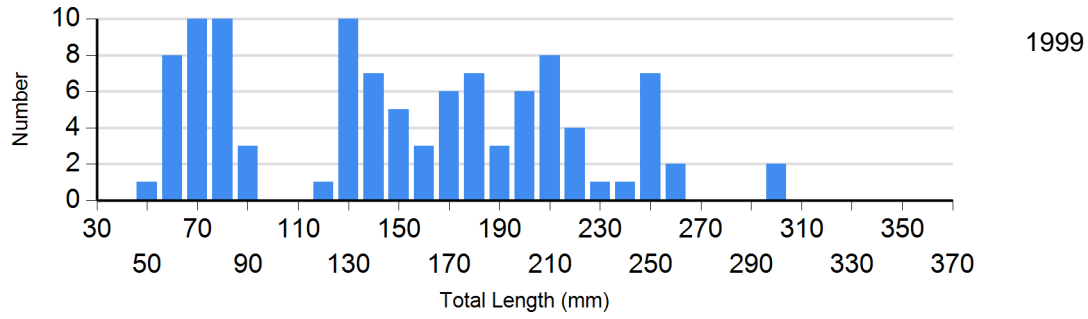


**Site:** 1853  
**Species:** Rainbow Trout

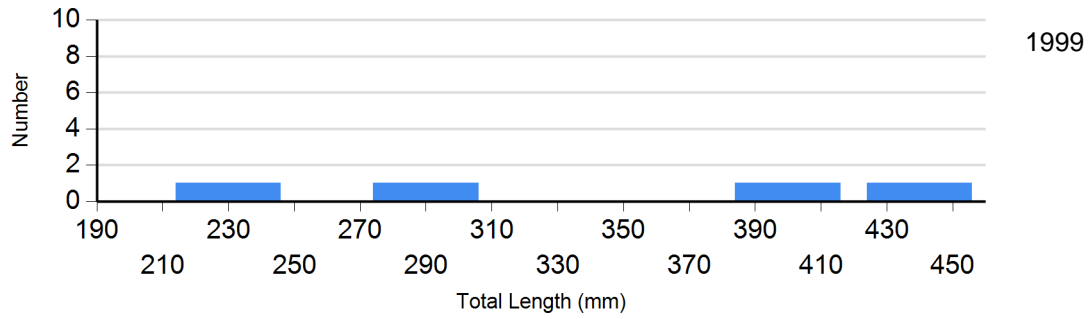




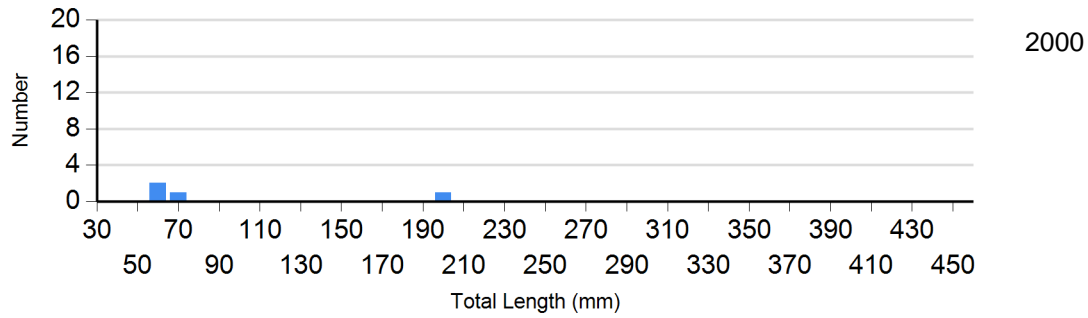
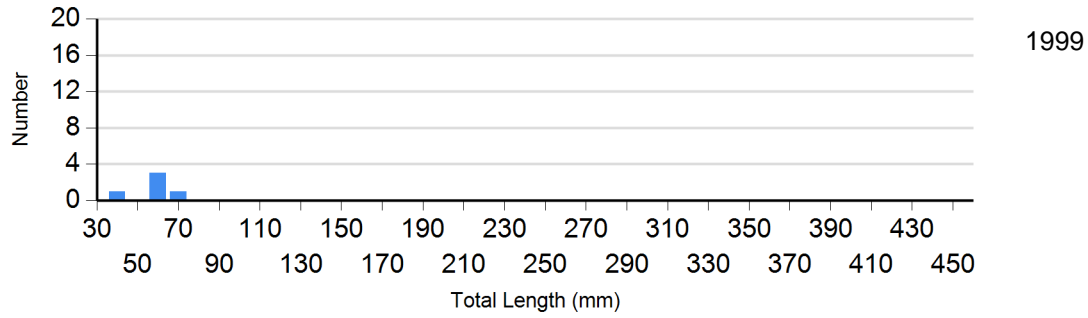
Site: 1952  
Species: Brown Trout



**Site:** 1952  
**Species:** Hatchery Rainbow Trout



**Site:** 1952  
**Species:** Rainbow Trout





Site: 1952  
Species: Rock Bass

