

**SOUTH DAKOTA BLACK HILLS COLD STREAM SURVEY**  
**Rapid Creek, Pennington County**  
**02-0062-00**  
**2007**

Table 1. Population and Biomass Estimates for Rapid Creek

<b>Site Number:</b> 1363	<b>Date Sampled:</b> 09/24/2007	<b>Conductivity (umhos/cm):</b> 676
<b>Site Midpoint (Latitude, Longitude):</b> 44.07961205, -103.20426495	<b>Site Length (m):</b> 100	<b>pH:</b> 8.7
<b>Survey Completed by:</b> South Dakota Game, Fish and Parks	<b>Mean Width (m):</b> 8.7	<b>Water Temperature (C):</b> 14.2
<b>Stream Classification:</b> BR2	<b>Number of Pass:</b> 3	<b>Voltage:</b> 300

Species	Size Class	Total Number Captured	Est. # in site	Upper 95% CI	Lower 95% CI	# per Hectacre	Kg per Hectacre	# per Km	# per Acre	lb. per Acre	# per Mile	Mean Length (mm)	Mean Weight (grams)
Brown Trout	<200mm	65	66	69	65	763	16	660	309	14.10	1062	114.3	20.7
Brown Trout	>=200mm	18	18	20	18	208	41	180	84	36.48	290	256.3	196.4
Brown Trout	All	83	84	87	83	971	57	840	393	50.97	1352	145.1	58.8
Longnose Dace	All	27	35	52	27	404	1	350	164	1.22	563	66.8	3.4
Northern Pike	All	1	1	2	1	12	1	10	5	0.48	16	202.0	47.0
Rock Bass	All	30	34	43	30	393	13	340	159	11.33	547	112.7	32.3

<b>Site Number:</b> 1412	<b>Date Sampled:</b> 09/24/2007	<b>Conductivity (umhos/cm):</b> 489
<b>Site Midpoint (Latitude, Longitude):</b> 44.07907606, -103.25491933	<b>Site Length (m):</b> 100	<b>pH:</b> 8.6
<b>Survey Completed by:</b> South Dakota Game, Fish and Parks	<b>Mean Width (m):</b> 7.7	<b>Water Temperature (C):</b> 14.7
<b>Stream Classification:</b> BR1, RB2	<b>Number of Pass:</b> 3	<b>Voltage:</b> 300

Species	Size Class	Total Number Captured	Est. # in site	Upper 95% CI	Lower 95% CI	# per Hectacre	Kg per Hectacre	# per Km	# per Acre	lb. per Acre	# per Mile	Mean Length (mm)	Mean Weight (grams)
Brown Trout	<200mm	206	249	281	217	3215	67	2490	1302	60.19	4006	115.3	21.0
Brown Trout	>=200mm	41	41	42	41	529	155	410	214	138.75	660	275.9	293.6

Brown Trout	All	247	282	306	258	3641	241	2820	1475	215.26	4537	141.9	66.2
Green Sunfish	All	2	2	4	2	26	0	20	10	0.21	32	73.5	9.0
Largemouth Bass	All	2	2	6	2	26	0	20	10	0.08	32	61.0	3.5
Northern Pike	All	3	3	4	3	39	2	30	16	1.83	48	206.0	53.0
Rainbow Trout >=200mm		1	1	5	1	13	2	10	5	2.20	16	289.0	191.0
Rainbow Trout	All	1	1	5	1	13	2	10	5	2.20	16	289.0	191.0
Rock Bass	All	12	12	14	12	155	6	120	63	4.96	193	110.7	35.8

**Site Number:** 1444  
**Site Midpoint (Latitude, Longitude):** 44.06406624, -103.27603653  
**Survey Completed by:** South Dakota Game, Fish and Parks  
**Stream Classification:** BR2

**Date Sampled:** 09/20/2007  
**Site Length (m):** 100  
**Mean Width (m):** 11.5  
**Number of Pass:** 3  
**Conductivity (umhos/cm):** 399  
**pH:** 8.5  
**Water Temperature (C):** 15.8  
**Voltage:**

Species	Size Class	Total Number Captured	Est. # in site	Upper 95% CI	Lower 95% CI	# per Hectacre	Kg per Hectacre	# per Km	# per Acre	lb. per Acre	# per Mile	Mean Length (mm)	Mean Weight (grams)
Brown Trout	<200mm	118	118	119	118	1030	23	1180	417	20.33	1899	113.0	22.1
Brown Trout	>=200mm	9	9	10	9	79	26	90	32	23.49	145	298.9	334.9
Brown Trout	All	319	388	429	347	3387	150	3880	1372	133.88	6243	126.1	44.3
Longnose Dace	All	8	8	10	8	70	0	80	28	0.34	129	61.8	5.5
Northern Pike	All	3	3	4	3	26	1	30	11	0.49	48	152.7	21.0
Rock Bass	All	2	2	4	2	17	1	20	7	0.60	32	121.5	38.5
White Sucker	All	24	24	26	24	210	23	240	85	20.10	386	154.3	107.4

**Site Number:** 1470  
**Site Midpoint (Latitude, Longitude):** 44.05718748, -103.30174973  
**Survey Completed by:** South Dakota Game, Fish and Parks  
**Stream Classification:** BR3, RB2

**Date Sampled:** 09/20/2007  
**Site Length (m):** 100  
**Mean Width (m):** 7.2  
**Number of Pass:** 3  
**Conductivity (umhos/cm):** 384  
**pH:** 8.8  
**Water Temperature (C):** 17.6

Voltage:

Species	Size Class	Total Number Captured	Est. # in site	Upper 95% CI	Lower 95% CI	# per Hectacre	Kg per Hectacre	# per Km	# per Acre	lb. per Acre	# per Mile	Mean Length (mm)	Mean Weight (grams)
Brown Trout	<200mm	241	292	327	257	4050	46	2920	1640	41.37	4698	98.7	11.4
Brown Trout	>=200mm	2	2	6	2	28	27	20	11	24.16	32	462.5	975.5
Brown Trout	All	243	296	332	260	4106	80	2960	1663	71.03	4763	101.7	19.4
Rainbow Trout	<200mm	1	1	1	1	14	0	10	6	0.14	16	100.0	11.0
Rainbow Trout	>=200mm	4	4	4	4	55	21	40	22	18.59	64	321.3	375.3
Rainbow Trout	All	5	5	5	5	69	21	50	28	18.73	80	277.0	302.4

Site Number: 1752  
 Site Midpoint (Latitude, Longitude): 44.07974011, -103.42967056  
 Survey Completed by: South Dakota Game, Fish and Parks  
 Stream Classification: BR2, RB2

Date Sampled: 09/27/2007  
 Site Length (m): 95  
 Mean Width (m): 10.2  
 Number of Pass: 3  
 Conductivity (umhos/cm): 381  
 pH: 9.3  
 Water Temperature (C): 11.0  
 Voltage: 300

Species	Size Class	Total Number Captured	Est. # in site	Upper 95% CI	Lower 95% CI	# per Hectacre	Kg per Hectacre	# per Km	# per Acre	lb. per Acre	# per Mile	Mean Length (mm)	Mean Weight (grams)
Brown Trout	<200mm	144	145	148	144	1415	32	1526	573	28.47	2456	121.0	22.5
Brown Trout	>=200mm	17	17	17	17	166	44	179	67	38.98	288	279.1	263.1
Brown Trout	All	421	459	480	438	4480	215	4832	1814	191.73	7774	137.7	47.9
Rainbow Trout	<200mm	19	19	19	19	185	1	200	75	0.98	322	77.4	5.9
Rainbow Trout	>=200mm	2	2	2	2	20	16	21	8	14.69	34	394.5	843.0
Rainbow Trout	All	79	86	95	79	839	72	905	340	64.17	1457	107.6	85.6

Site Number: 1812  
 Site Midpoint (Latitude, Longitude): 44.07679180, -103.46254687  
 Survey Completed by: South Dakota Game, Fish and Parks  
 Stream Classification: BR2, RB2

Date Sampled: 09/27/2007  
 Site Length (m): 100  
 Mean Width (m): 9.7  
 Conductivity (umhos/cm): 389  
 pH: 8.5  
 Water Temperature (C): 9.6

Number of Pass: 3

Voltage:

300

Species	Size Class	Total Number Captured	Est. # in site	Upper 95% CI	Lower 95% CI	# per Hectacre	Kg per Hectacre	# per Km	# per Acre	lb. per Acre	# per Mile	Mean Length (mm)	Mean Weight (grams)
Brown Trout	<200mm	149	156	164	149	1611	54	1560	653	48.12	2510	129.7	33.4
Brown Trout	>=200mm	13	13	13	13	134	28	130	54	24.64	209	249.2	205.5
Brown Trout	All	454	553	602	504	5712	270	5530	2313	241.02	8898	139.3	47.3
Rainbow Trout	<200mm	2	2	4	2	21	0	20	8	0.42	32	125.0	23.0
Rainbow Trout	>=200mm	2	2	2	2	21	7	20	8	6.34	32	300.0	343.5
Rainbow Trout	All	15	22	44	15	227	42	220	92	37.18	354	212.5	183.3

Site Number: 1833

Site Midpoint (Latitude, Longitude): 44.07611720, -103.47551527

Survey Completed by: South Dakota Game, Fish and Parks

Stream Classification: BR2, RB2

Date Sampled: 10/02/2007

Site Length (m): 100

Mean Width (m): 9.2

Number of Pass: 3

Conductivity (umhos/cm): 394

pH: 8.5

Water Temperature (C): 9.8

Voltage: 300

Species	Size Class	Total Number Captured	Est. # in site	Upper 95% CI	Lower 95% CI	# per Hectacre	Kg per Hectacre	# per Km	# per Acre	lb. per Acre	# per Mile	Mean Length (mm)	Mean Weight (grams)
Brown Trout	<200mm	50	55	64	50	598	26	550	242	22.94	885	152.3	43.0
Brown Trout	>=200mm	6	6	7	6	65	18	60	26	16.37	97	2408.8	281.2
Brown Trout	All	209	307	385	229	3337	216	3070	1351	192.58	4940	394.1	64.6
Rainbow Trout	>=200mm	1	1	2	1	11	7	10	4	6.67	16	385.0	687.0
Rainbow Trout	All	1	1	2	1	11	7	10	4	6.67	16	385.0	687.0

Site Number: 1843

Site Midpoint (Latitude, Longitude): 44.07203156, -103.47488319

Survey Completed by: South Dakota Game, Fish and Parks

Stream Classification: BK0, BR3, RB0

Date Sampled: 10/02/2007

Site Length (m): 100

Mean Width (m): 8.0

Number of Pass: 3

Conductivity (umhos/cm): 375

pH: 8.4

Water Temperature (C): 10.9

Voltage: 300

Species	Size Class	Total Number Captured	Est. # in site	Upper 95% CI	Lower 95% CI	# per Hectacre	Kg per Hectacre	# per Km	# per Acre	lb. per Acre	# per Mile	Mean Length (mm)	Mean Weight (grams)
Brook Trout	<200mm	1	1	2	1	12	0	10	5	0.10	16	97.0	9.0
Brook Trout	All	1	1	2	1	12	0	10	5	0.10	16	97.0	9.0
Brown Trout	<200mm	64	73	86	64	909	30	730	368	26.96	1175	137.9	33.2
Brown Trout	>=200mm	4	4	4	4	50	6	40	20	5.34	64	213.5	120.0
Brown Trout	All	376	420	445	395	5232	200	4200	2119	178.97	6758	142.4	38.3
Hatchery Rainbow Trout	>=200mm	8	8	8	8	100	73	80	40	65.34	129	396.0	734.3
Hatchery Rainbow Trout	All	8	8	8	8	100	73	80	40	65.34	129	396.0	734.3
Rainbow Trout	<200mm	1	1	1	1	12	0	10	5	0.24	16	114.0	22.0
Rainbow Trout	All	27	26	35	27	324	7	260	131	6.36	418	114.0	22.0

Site Number: 1849

Site Midpoint (Latitude, Longitude): 44.07572600, -103.47938063

Survey Completed by: South Dakota Game, Fish and Parks

Stream Classification: BK3, BR2, RB1

Date Sampled: 09/25/2007

Site Length (m): 100

Mean Width (m): 8.9

Number of Pass: 3

Conductivity (umhos/cm): 395

pH: 8.5

Water Temperature (C): 9.6

Voltage: 300

Species	Size Class	Total Number Captured	Est. # in site	Upper 95% CI	Lower 95% CI	# per Hectacre	Kg per Hectacre	# per Km	# per Acre	lb. per Acre	# per Mile	Mean Length (mm)	Mean Weight (grams)
Brook Trout	<200mm	4	4	5	4	45	1	40	18	0.75	64	137.3	18.5
Brook Trout	>=200mm	1	1	1	1	11	10	10	5	9.28	16	438.0	920.0
Brook Trout	All	5	5	6	5	56	11	50	23	10.02	80	197.4	198.8
Brown Trout	<200mm	215	253	281	225	2857	42	2530	1157	37.63	4071	89.6	14.7
Brown Trout	>=200mm	16	17	21	16	192	84	170	78	75.26	274	318.5	439.0
Brown Trout	All	231	272	301	243	3072	136	2720	1244	121.05	4376	105.5	44.1
Rainbow Trout	>=200mm	28	29	33	28	328	177	290	133	157.62	467	365.4	539.0

Rainbow Trout All 28 29 33 28 328 177 290 133 157.62 467 365.4 539.0

**Site Number:** 1853

**Date Sampled:** 09/25/2007

**Conductivity (umhos/cm):** 356

**Site Midpoint (Latitude, Longitude):** 44.07655505, -103.48401117

**Site Length (m):** 100

**pH:** 8.1

**Survey Completed by:** South Dakota Game, Fish and Parks

**Mean Width (m):** 11.1

**Water Temperature (C):** 10.4

**Stream Classification:** BK3, BR2, RB2

**Number of Pass:** 3

**Voltage:** 300

Species	Size Class	Total Number Captured	Est. # in site	Upper 95% CI	Lower 95% CI	# per Hectacre	Kg per Hectacre	# per Km	# per Acre	lb. per Acre	# per Mile	Mean Length (mm)	Mean Weight (grams)
Brook Trout	<200mm	11	11	13	11	99	3	110	40	2.58	177	128.9	29.2
Brook Trout	>=200mm	4	4	4	4	36	10	40	15	9.14	64	276.5	283.8
Brook Trout	All	99	99	100	99	893	87	990	362	77.36	1593	168.3	97.1
Brown Trout	<200mm	62	65	71	62	586	22	650	237	19.86	1046	142.2	38.0
Brown Trout	>=200mm	8	8	10	8	72	24	80	29	21.87	129	280.1	339.6
Brown Trout	All	154	155	158	154	1398	101	1550	566	90.38	2494	158.0	72.4
Rainbow Trout	>=200mm	4	4	4	4	36	17	40	15	15.41	64	347.5	478.5
Rainbow Trout	All	4	4	4	4	36	17	40	15	15.41	64	347.5	478.5

Stream sites are classified based on the estimates of adult trout over eight inches that exist within the site. Estimates are derived from 3-pass backpack electrofishing surveys at 100-meter sites within streams. While all fish in the site are collected and measured, only trout species are used for classifications. Sites are numbered in accordance for the distance (m) from the stream confluence of a higher order stream/river.

Based on number of trout in excess of eight inches	
<b>Class BR1</b>	Number of wild Brown Trout exceeds 150 per acre
<b>Class BR2</b>	Number of wild Brook Trout ranges from 25 to 150 per acre
<b>Class BR3</b>	Number of wild Brown Trout is less than 25 per acre
<b>Class BK1</b>	Number of wild Brook Trout exceeds 150 per acre
<b>Class BK2</b>	Number of wild Brook Trout ranges from 25 to 150 per acre
<b>Class BK3</b>	Number of wild Brook Trout is less than 25 per acre
<b>Class RB1</b>	Number of wild Rainbow Trout exceeds 25 per acre
<b>Class RB2</b>	Number of wild Rainbow Trout is less than 25 per acre

Table 2. Species composition and population estimates on Rapid Creek, 1997-2007

**Site 1363**

Species/Size	Date	Pop Est.	(95% C.I.)	Stream Classification
Brown Trout <200mm	Oct 06, 1999	278	184-372	
	Oct 18, 2000	153	153-153	
	Oct 19, 2001	78	76-82	
	Oct 16, 2002	120	109-132	
	Feb 19, 2003	83	78-90	
	Oct 12, 2005	135	122-149	
	Sep 24, 2007	66	65-69	

Brown Trout >=200mm	Oct 06, 1999	105	79-137	BR1
	Oct 18, 2000	150	150-150	BR1
	Oct 19, 2001	90	90-91	BR1
	Oct 16, 2002	33	32-36	BR2
	Feb 19, 2003	42	42-43	BR1
	Oct 12, 2005	25	25-26	BR2
	Sep 24, 2007	18	18-20	BR2
Hatchery Rainbow Trout >=200mm	Oct 18, 2000	2	2-2	
Largemouth Bass	Oct 12, 2005	7	7-8	
Longnose Dace	Oct 06, 1999	3	3-4	
	Oct 18, 2000	86	80-94	
	Oct 19, 2001	5	5-6	
	Oct 16, 2002	4	4-5	
	Feb 19, 2003	3	3-4	
	Oct 12, 2005	304	93-825	
	Sep 24, 2007	35	27-52	



Northern Pike	Sep 24, 2007	1	1-2
Rock Bass	Oct 06, 1999	2	2-4
	Oct 18, 2000	1	1-3
	Oct 19, 2001	21	11-65
	Oct 16, 2002	6	6-8
	Feb 19, 2003	3	3-5
	Oct 12, 2005	6	6-7
	Sep 24, 2007	34	30-43
White Sucker	Oct 06, 1999	26	26-28
	Oct 18, 2000	40	40-41
	Oct 19, 2001	9	9-10
	Oct 16, 2002	48	47-51
	Feb 19, 2003	66	65-69
	Oct 12, 2005	140	120-160

<b>Species/Size</b>	<b>Date</b>	<b>Pop Est.</b>	<b>(95% C.I.)</b>	<b>Stream Classification</b>
Brown Trout <200mm	Oct 05, 1999	149	127-171	
	Oct 17, 2000	216	214-220	
	Oct 17, 2001	141	139-145	
	Oct 10, 2002	306	293-319	
	Mar 05, 2003	101	93-111	
	Sep 26, 2005	261	251-271	
	Oct 05, 2006	137	108-167	
	Sep 24, 2007	249	217-281	
Brown Trout >=200mm	Oct 05, 1999	88	80-99	BR1
	Oct 17, 2000	185	185-186	BR1
	Oct 17, 2001	201	200-204	BR1
	Oct 10, 2002	140	139-143	BR1
	Mar 05, 2003	110	109-113	BR1
	Sep 26, 2005	44	35-61	BR1
	Oct 05, 2006	36	34-41	BR1

Brown Trout >=200mm	Sep 24, 2007	41	41-42	BR1
Green Sunfish	Oct 17, 2001	3	3-3	
	Sep 26, 2005	2	2-4	
	Oct 05, 2006	1	1-1	
	Sep 24, 2007	2	2-4	
Hatchery Rainbow Trout >=200mm	Oct 05, 2006	8	8-9	
Largemouth Bass	Sep 26, 2005	2	2-4	
	Sep 24, 2007	2	2-6	
Longnose Dace	Oct 17, 2000	10	10-11	
	Oct 17, 2001	7	7-8	
	Oct 10, 2002	9	9-11	
	Mar 05, 2003	3	4-7	
	Sep 26, 2005	3	3-4	
	Oct 05, 2006	1	1-2	
Northern Pike	Sep 24, 2007	3	3-4	
Rainbow Trout >=200mm	Sep 24, 2007	1	1-5	RB2

Rock Bass	Oct 05, 1999	1	1-1
	Oct 17, 2001	16	16-16
	Oct 10, 2002	15	15-17
	Mar 05, 2003	3	3-5
	Sep 26, 2005	7	7-9
	Oct 05, 2006	2	2-4
	Sep 24, 2007	12	12-14
White Sucker	Oct 05, 1999	37	37-39
	Oct 17, 2000	59	59-59
	Oct 17, 2001	88	88-89
	Oct 10, 2002	69	68-72
	Mar 05, 2003	28	28-30
	Sep 26, 2005	99	96-104
	Oct 05, 2006	70	65-78

<b>Species/Size</b>	<b>Date</b>	<b>Pop Est.</b>	<b>(95% C.I.)</b>	<b>Stream Classification</b>
Brown Trout <200mm	Oct 29, 1997	39	34-49	
	Oct 12, 1999	158	133-183	
	Oct 10, 2000	694	623-765	
	Oct 16, 2001	223	186-260	
	Oct 07, 2002	370	357-383	
	Mar 07, 2003	74	69-81	
	Sep 22, 2005	475	424-526	
	Oct 04, 2006	123	123-123	
	Sep 20, 2007	118	118-119	
Brown Trout >=200mm	Oct 29, 1997	231	207-255	BR1
	Oct 12, 1999	178	159-197	BR1
	Oct 10, 2000	198	181-215	BR1
	Oct 16, 2001	143	142-146	BR1
	Oct 07, 2002	64	64-64	BR1
	Mar 07, 2003	62	62-62	BR1

Brown Trout >=200mm	Sep 22, 2005	51	51-52	BR1
	Oct 04, 2006	8	8-8	BR2
	Sep 20, 2007	9	9-10	BR2
Longnose Dace	Oct 29, 1997	3	3-5	
	Oct 10, 2000	6	3-36	
	Oct 16, 2001	2	2-3	
	Oct 07, 2002	15	16-20	
	Mar 07, 2003	1	2-1	
	Sep 22, 2005	46	38-61	
	Oct 04, 2006	73	30-215	
	Sep 20, 2007	8	8-10	
Northern Pike	Sep 20, 2007	3	3-4	
Rainbow Trout <200mm	Sep 22, 2005	1	1-1	
	Oct 04, 2006	2	2-3	
Rainbow Trout >=200mm	Oct 29, 1997	1	1-1	RB2
Rock Bass	Sep 20, 2007	2	2-4	

White Sucker	Oct 29, 1997	18	18-18
	Oct 12, 1999	12	12-12
	Oct 10, 2000	10	10-12
	Oct 16, 2001	8	8-8
	Oct 07, 2002	7	7-7
	Mar 07, 2003	15	15-15
	Sep 22, 2005	64	46-94
	Oct 04, 2006	23	23-24
	Sep 20, 2007	24	24-26

---

**Site 1470**

---

<b>Species/Size</b>	<b>Date</b>	<b>Pop Est.</b>	<b>(95% C.I.)</b>	<b>Stream Classification</b>
Brown Trout <200mm	Oct 11, 2000	237	219-255	
	Oct 11, 2001	342	324-360	
	Sep 25, 2002	304	270-338	
	Sep 20, 2007	292	257-327	
Brown Trout >=200mm	Oct 11, 2000	21	21-21	BR2

---

Brown Trout >=200mm	Oct 11, 2001	21	21-21	BR2
	Sep 25, 2002	1	1-2	BR3
	Sep 20, 2007	2	2-6	BR3
Hatchery Rainbow Trout >=200mm	Oct 11, 2001	1	1-1	
	Sep 25, 2002	7	7-8	
Longnose Dace	Oct 11, 2000	4	4-6	
	Oct 11, 2001	8	9-11	
	Sep 25, 2002	10	10-12	
Rainbow Trout <200mm	Oct 11, 2000	7	7-7	
	Oct 11, 2001	6	6-7	
	Sep 25, 2002	3	3-3	
	Sep 20, 2007	1	1-1	
Rainbow Trout >=200mm	Oct 11, 2000	1	1-1	RB2
	Sep 20, 2007	4	4-4	RB2
White Sucker	Oct 11, 2000	1	2-1	
	Oct 11, 2001	2	2-4	



White Sucker

Sep 25, 2002

6

6-6

**Site 1752**

<b>Species/Size</b>	<b>Date</b>	<b>Pop Est.</b>	<b>(95% C.I.)</b>	<b>Stream Classification</b>
Brown Trout <200mm	Oct 20, 1999	115	99-133	
	Jun 09, 2004	147	90-223	
	Sep 21, 2005	241	175-307	
	Oct 02, 2006	135	135-136	
	Sep 27, 2007	145	144-148	
Brown Trout >=200mm	Oct 20, 1999	138	135-143	BR1
	Jun 09, 2004	24	24-24	BR2
	Sep 21, 2005	11	11-12	BR2
	Oct 02, 2006	3	3-4	BR3
	Sep 27, 2007	17	17-17	BR2
Hatchery Rainbow Trout >=200mm	Sep 21, 2005	1	1-1	
	Oct 02, 2006	3	3-3	
Rainbow Trout <200mm	Oct 02, 2006	9	9-10	

Rainbow Trout <200mm	Sep 27, 2007	19	19-19	
Rainbow Trout >=200mm	Sep 27, 2007	2	2-2	RB2

---

**Site 1812**


---

<b>Species/Size</b>	<b>Date</b>	<b>Pop Est.</b>	<b>(95% C.I.)</b>	<b>Stream Classification</b>
Brook Trout <200mm	Oct 18, 1999	1	1-2	
	Sep 30, 2005	1	1-2	
Brown Trout <200mm	Oct 18, 1999	120	92-152	
	Jun 24, 2004	613	210-1205	
	Sep 30, 2005	202	196-209	
	Sep 27, 2007	156	149-164	
Brown Trout >=200mm	Oct 18, 1999	70	68-74	BR1
	Jun 24, 2004	9	9-9	BR2
	Sep 30, 2005	2	2-2	BR3
	Sep 27, 2007	13	13-13	BR2
Hatchery Rainbow Trout >=200mm	Sep 30, 2005	2	2-3	
Rainbow Trout <200mm	Sep 27, 2007	2	2-4	

---

Rainbow Trout &gt;=200mm

Sep 27, 2007

2

2-2

RB2

**Site 1833**

<b>Species/Size</b>	<b>Date</b>	<b>Pop Est.</b>	<b>(95% C.I.)</b>	<b>Stream Classification</b>
Brook Trout <200mm	Oct 28, 1997	2	2-2	
	Oct 14, 1999	2	2-3	
	Oct 03, 2000	3	3-4	
	Oct 02, 2001	7	7-8	
	Oct 28, 2002	2	2-4	
	Oct 13, 2004	2	2-3	
Brook Trout >=200mm	Oct 28, 1997	1	1-2	BK3
Brown Trout <200mm	Oct 28, 1997	128	105-152	
	Oct 23, 1998	76	66-90	
	Oct 14, 1999	48	40-62	
	Oct 03, 2000	107	82-137	
	Oct 02, 2001	222	110-383	
	Oct 28, 2002	84	71-101	

Brown Trout <200mm	Oct 13, 2004	492	425-559	
	Sep 20, 2005	437	336-538	
	Oct 03, 2006	181	179-185	
	Oct 02, 2007	55	50-64	
Brown Trout >=200mm	Oct 28, 1997	32	32-33	BR2
	Oct 23, 1998	66	65-69	BR1
	Oct 14, 1999	61	61-62	BR1
	Oct 03, 2000	89	89-91	BR1
	Oct 02, 2001	62	62-63	BR1
	Oct 28, 2002	37	36-40	BR1
	Oct 13, 2004	7	7-7	BR2
	Sep 20, 2005	5	5-5	BR3
	Oct 03, 2006	4	4-4	BR3
	Oct 02, 2007	6	6-7	BR2
Hatchery Rainbow Trout >=200mm	Sep 20, 2005	2	2-4	
	Oct 03, 2006	1	1-1	

Rainbow Trout <200mm	Oct 23, 1998	1	1-1	
	Oct 14, 1999	5	5-7	
	Oct 03, 2000	9	9-11	
	Oct 02, 2001	1	1-1	
	Oct 28, 2002	2	2-3	
	Oct 13, 2004	4	4-6	
	Sep 20, 2005	12	10-20	
	Oct 03, 2006	12	12-13	
Rainbow Trout >=200mm	Oct 14, 1999	1	1-1	RB2
	Oct 03, 2000	1	1-1	RB2
	Oct 02, 2001	3	3-4	RB2
	Oct 28, 2002	1	1-5	RB2
	Sep 20, 2005	2	2-2	RB2
	Oct 02, 2007	1	1-2	RB2
Rock Bass	Oct 02, 2001	1	1-1	

Species/Size	Date	Pop Est.	(95% C.I.)	Stream Classification
Brook Trout <200mm	Oct 22, 1997	13	5-87	
	Oct 04, 1999	1	1-1	
	Oct 01, 2001	8	7-14	
	Oct 25, 2002	6	6-6	
	Jul 07, 2004	4	4-4	
	Sep 19, 2005	2	2-6	
	Oct 02, 2007	1	1-2	
Brook Trout >=200mm	Oct 22, 1997	2	2-4	BK3
Brown Trout <200mm	Oct 22, 1997	241	171-311	
	Oct 23, 1998	94	81-110	
	Oct 04, 1999	27	24-34	
	Oct 02, 2000	21	16-36	
	Oct 01, 2001	53	28-121	
	Oct 25, 2002	31	25-44	
	Jul 07, 2004	83	72-97	

Brown Trout <200mm	Sep 19, 2005	597	478-716	
	Oct 03, 2006	217	209-225	
	Oct 02, 2007	73	64-86	
Brown Trout >=200mm	Oct 22, 1997	46	42-53	BR1
	Oct 23, 1998	152	117-187	BR1
	Oct 04, 1999	68	67-71	BR1
	Oct 02, 2000	37	36-40	BR1
	Oct 01, 2001	58	58-58	BR1
	Oct 25, 2002	38	38-39	BR1
	Jul 07, 2004	9	9-9	BR2
	Sep 19, 2005	2	2-3	BR3
	Oct 03, 2006	3	3-5	BR3
	Oct 02, 2007	4	4-4	BR3
Hatchery Rainbow Trout >=200mm	Sep 19, 2005	2	2-2	
	Oct 03, 2006	12	12-12	
	Oct 02, 2007	8	8-8	

Rainbow Trout <200mm	Oct 23, 1998	7	7-7	
	Oct 04, 1999	4	4-5	
	Oct 02, 2000	2	2-6	
	Sep 19, 2005	27	21-42	
	Oct 03, 2006	18	15-27	
	Oct 02, 2007	1	1-1	
Rainbow Trout >=200mm	Oct 23, 1998	1	1-2	RB2
	Oct 02, 2000	1	1-2	RB2
	Oct 01, 2001	1	1-1	RB2
	Sep 19, 2005	2	2-2	RB2

---

**Site 1849**


---

<b>Species/Size</b>	<b>Date</b>	<b>Pop Est.</b>	<b>(95% C.I.)</b>	<b>Stream Classification</b>
Brook Trout <200mm	Oct 27, 1997	50	12-378	
	Oct 22, 1998	50	40-67	
	Oct 14, 1999	10	11-13	
	Oct 18, 1999	5	5-7	

---



Brook Trout <200mm	Sep 28, 2006	1	1-1	
	Sep 25, 2007	4	4-5	
Brook Trout >=200mm	Oct 27, 1997	10	9-15	BK2
	Oct 22, 1998	2	2-3	BK3
	Oct 14, 1999	9	8-14	BK2
	Sep 25, 2007	1	1-1	BK3
Brown Trout <200mm	Oct 27, 1997	187	188-206	
	Oct 22, 1998	156	141-171	
	Oct 14, 1999	146	105-191	
	Oct 18, 1999	66	64-70	
	Sep 28, 2006	139	108-171	
	Sep 25, 2007	253	225-281	
Brown Trout >=200mm	Oct 27, 1997	101	75-134	BR1
	Oct 22, 1998	55	48-67	BR1
	Oct 14, 1999	148	94-216	BR1
	Oct 18, 1999	56	56-57	BR1

Brown Trout >=200mm	Sep 25, 2007	17	16-21	BR2
Hatchery Rainbow Trout >=200mm	Oct 14, 1999	1	1-2	
	Sep 28, 2006	4	4-4	
Rainbow Trout <200mm	Oct 22, 1998	1	1-1	
	Oct 14, 1999	18	17-22	
	Oct 18, 1999	2	2-6	
	Sep 28, 2006	3	3-4	
Rainbow Trout >=200mm	Oct 27, 1997	4	4-6	RB2
	Oct 22, 1998	2	2-2	RB2
	Sep 25, 2007	29	28-33	RB1

---

**Site 1853**

---

<b>Species/Size</b>	<b>Date</b>	<b>Pop Est.</b>	<b>(95% C.I.)</b>	<b>Stream Classification</b>
Brook Trout <200mm	Oct 22, 1998	16	13-26	
	Oct 04, 1999	18	18-20	
	Oct 03, 2000	11	12-15	
	Oct 02, 2001	17	17-17	

---

Brook Trout <200mm	Sep 23, 2002	18	18-20	
	Jul 07, 2004	24	24-25	
	Sep 19, 2005	104	92-118	
	Sep 28, 2006	50	38-72	
	Sep 25, 2007	11	11-13	
Brook Trout >=200mm	Oct 22, 1998	1	1-1	BK3
	Oct 04, 1999	3	3-4	BK3
	Oct 03, 2000	6	6-9	BK2
	Oct 02, 2001	10	8-19	BK2
	Sep 23, 2002	3	3-4	BK3
	Jul 07, 2004	1	1-1	BK3
	Sep 19, 2005	5	5-6	BK3
	Sep 28, 2006	5	5-5	BK3
	Sep 25, 2007	4	4-4	BK3
Brown Trout <200mm	Oct 22, 1997	263	118-483	
	Oct 22, 1998	148	94-216	

Brown Trout <200mm	Oct 04, 1999	67	63-74	
	Oct 03, 2000	42	42-43	
	Oct 02, 2001	81	72-93	
	Sep 23, 2002	68	48-101	
	Jul 07, 2004	40	33-53	
	Sep 19, 2005	237	168-306	
	Sep 28, 2006	215	179-251	
	Sep 25, 2007	65	62-71	
Brown Trout >=200mm	Oct 22, 1997	44	39-54	BR1
	Oct 22, 1998	76	53-113	BR1
	Oct 04, 1999	51	50-54	BR1
	Oct 03, 2000	35	34-39	BR2
	Oct 02, 2001	53	53-55	BR1
	Sep 23, 2002	28	28-28	BR2
	Jul 07, 2004	18	18-18	BR2
	Sep 19, 2005	17	17-18	BR2

Brown Trout >=200mm	Sep 28, 2006	7	7-7	BR2
	Sep 25, 2007	8	8-10	BR2
Hatchery Rainbow Trout >=200mm	Sep 19, 2005	2	2-2	
	Sep 28, 2006	3	3-3	
Rainbow Trout <200mm	Oct 22, 1997	2	2-2	
	Oct 22, 1998	1	1-2	
	Oct 04, 1999	44	34-63	
	Oct 03, 2000	118	93-146	
	Oct 02, 2001	43	43-45	
	Sep 23, 2002	5	5-7	
	Jul 07, 2004	7	6-13	
	Sep 19, 2005	28	29-35	
	Sep 28, 2006	7	7-9	
Rainbow Trout >=200mm	Oct 22, 1997	3	3-4	RB2
	Oct 22, 1998	4	4-7	RB2
	Oct 04, 1999	3	3-5	RB2

Rainbow Trout >=200mm	Oct 03, 2000	26	24-32	RB1
	Oct 02, 2001	20	20-21	RB1
	Sep 23, 2002	24	24-25	RB1
	Jul 07, 2004	6	6-7	RB2
	Sep 19, 2005	5	3-24	RB2
	Sep 28, 2006	16	16-17	RB1
	Sep 25, 2007	4	4-4	RB2
Rock Bass	Sep 28, 2006	1	1-5	

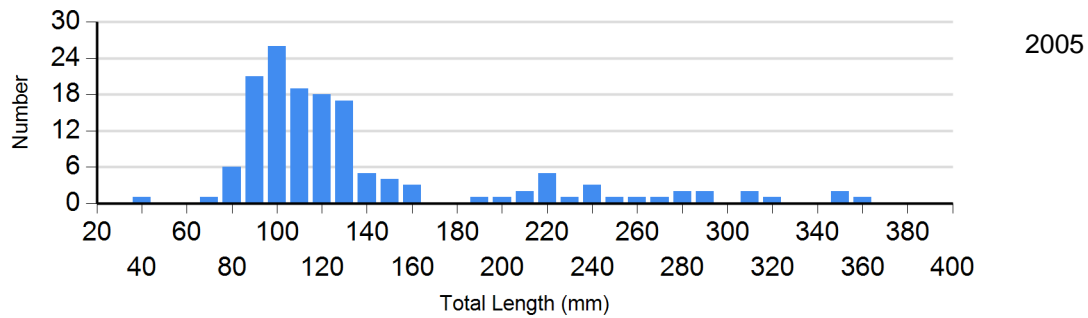
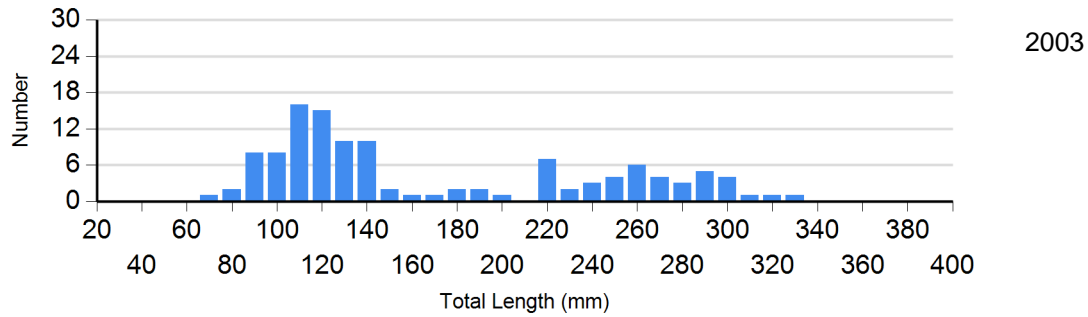
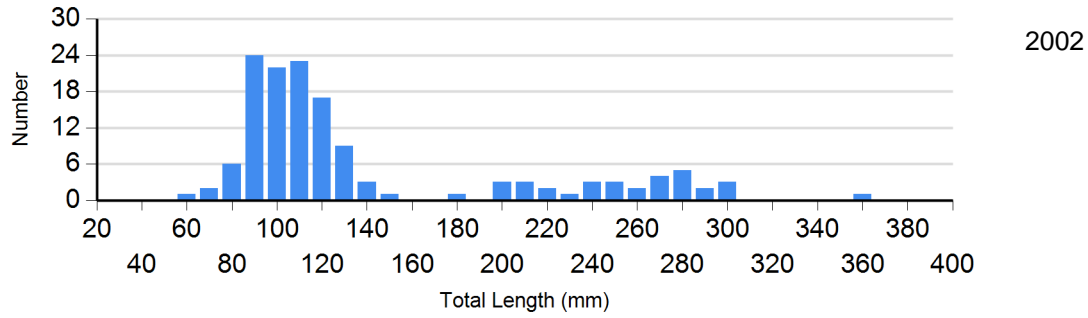
---

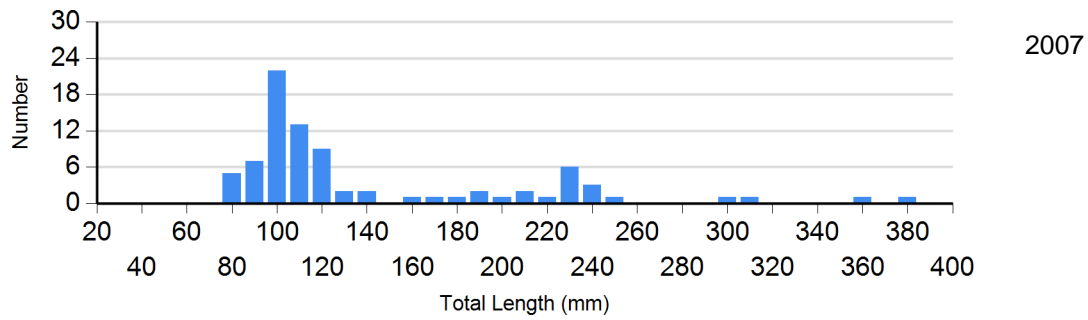
## Length Frequency Distribution

Length frequency histogram of species sampled by year.

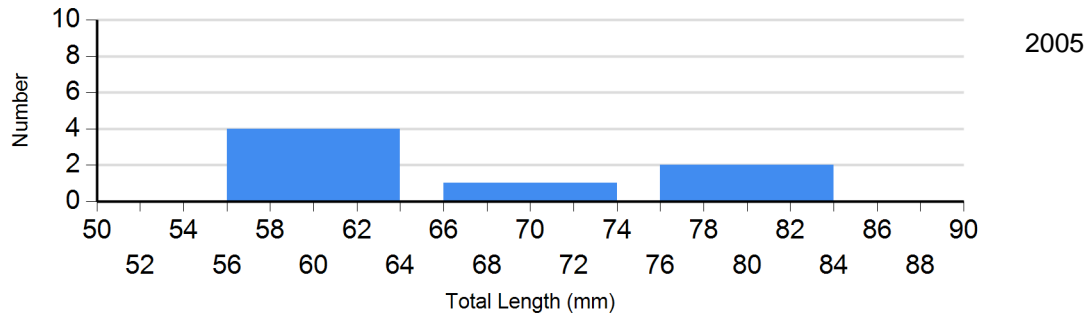
**Site:** 1363

**Species:** Brown Trout

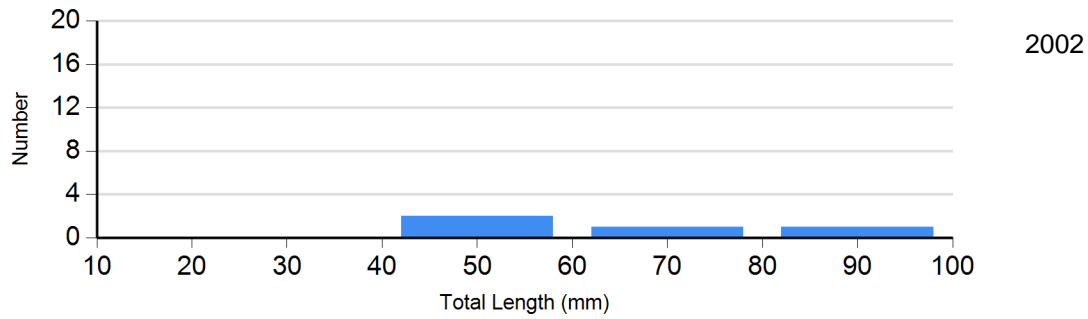




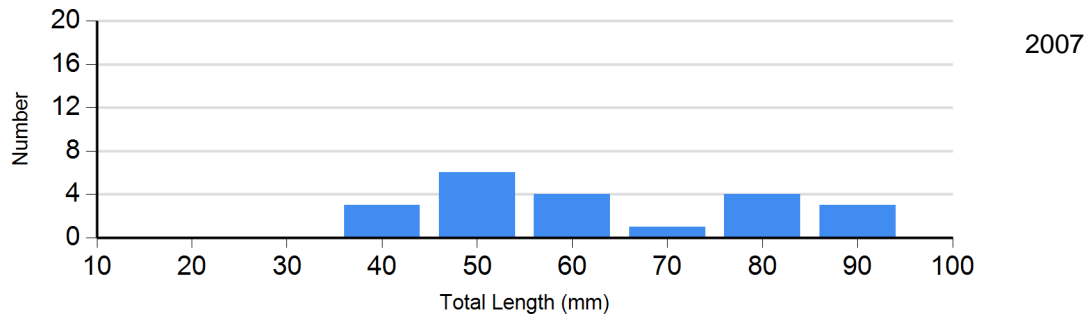
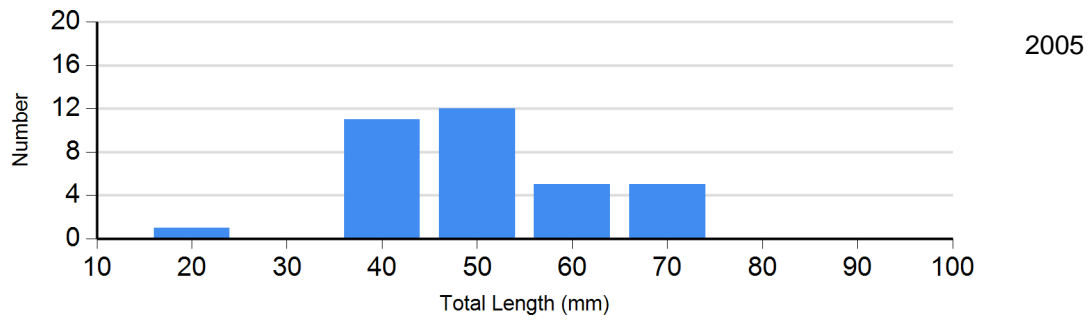
**Site:** 1363  
**Species:** Largemouth Bass



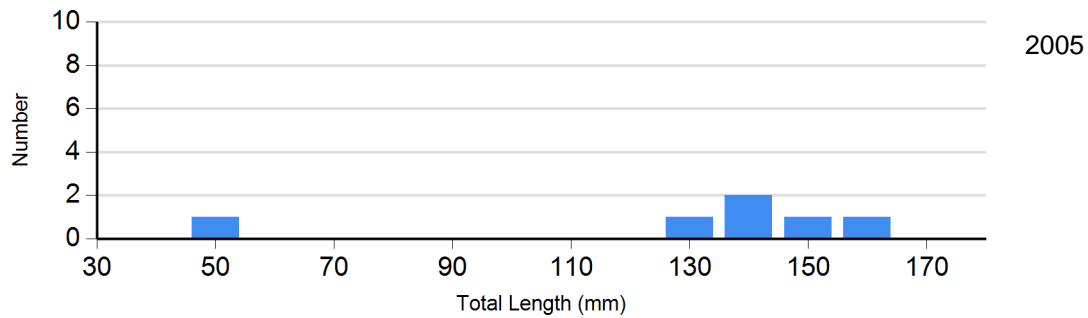
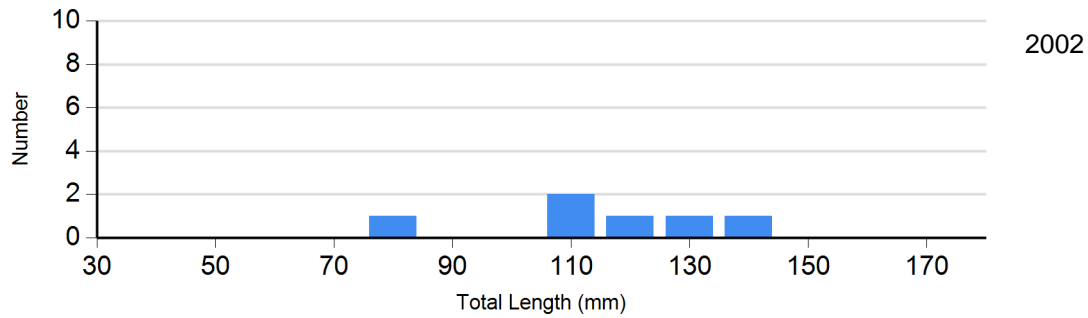
**Site:** 1363  
**Species:** Longnose Dace

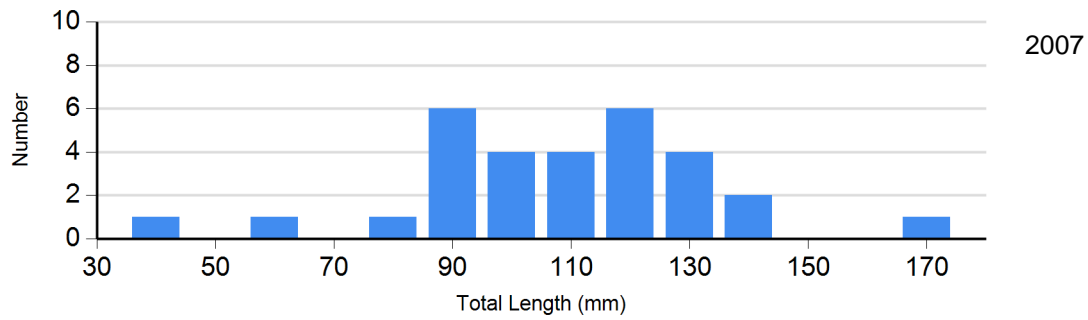




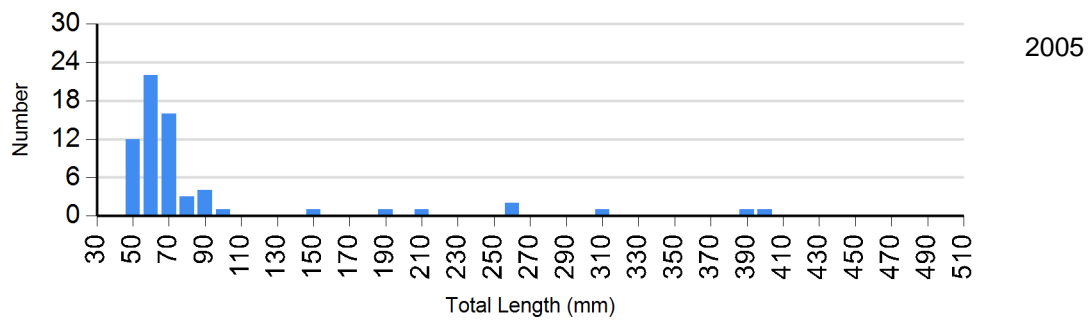
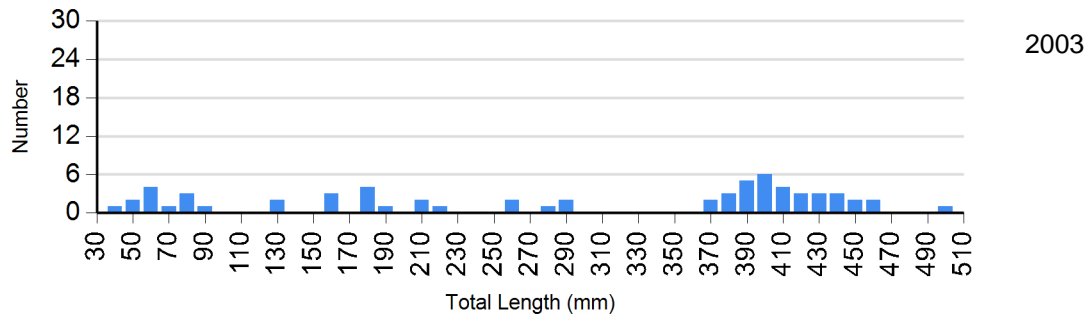
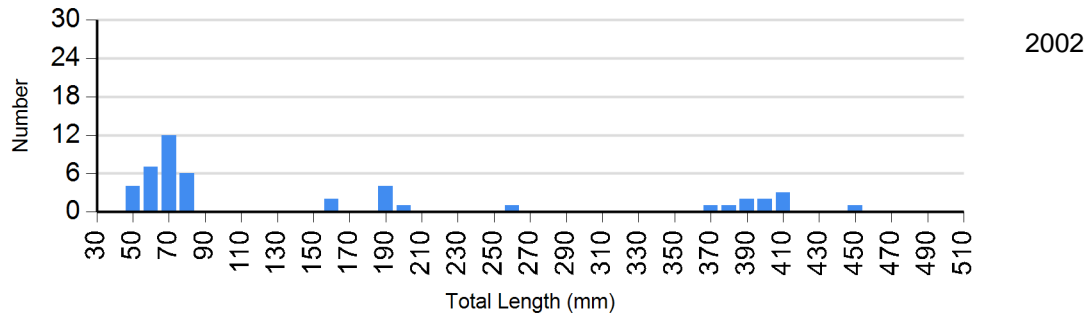


**Site:** 1363  
**Species:** Rock Bass

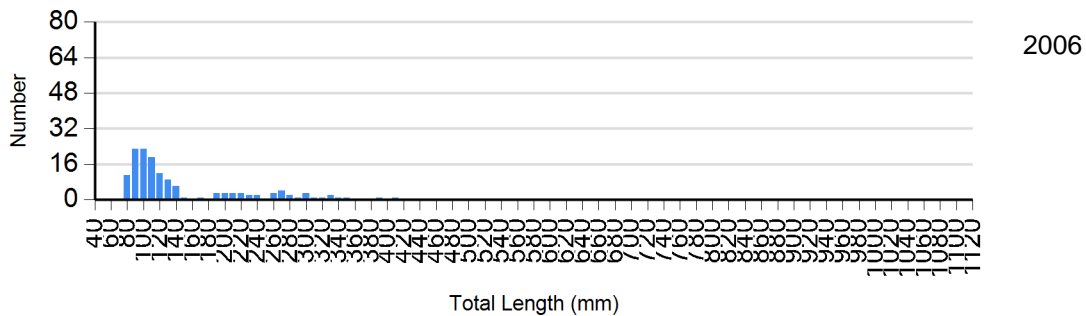
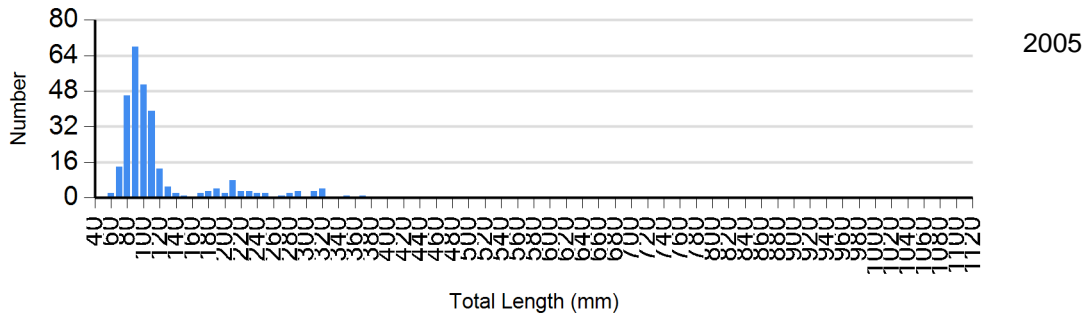
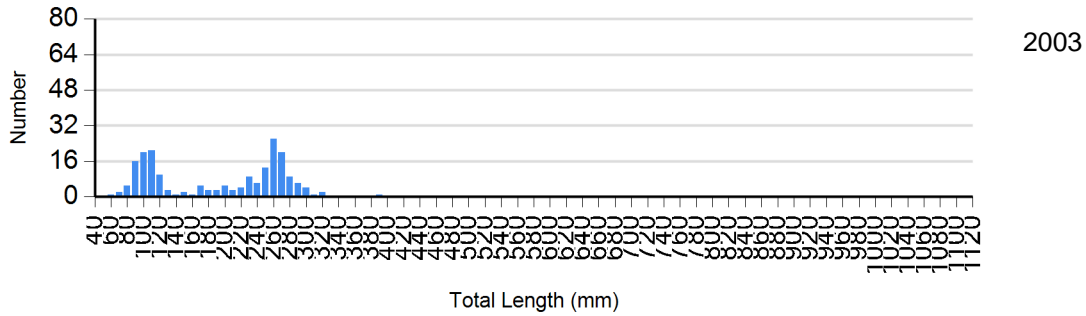



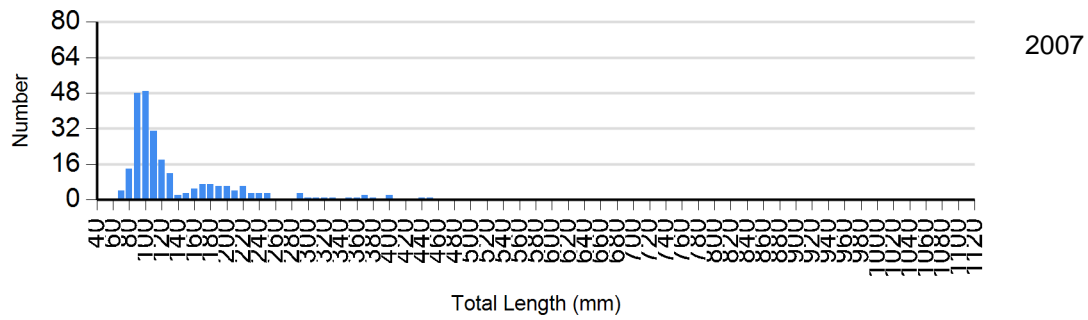


Site: 1363  
Species: White Sucker

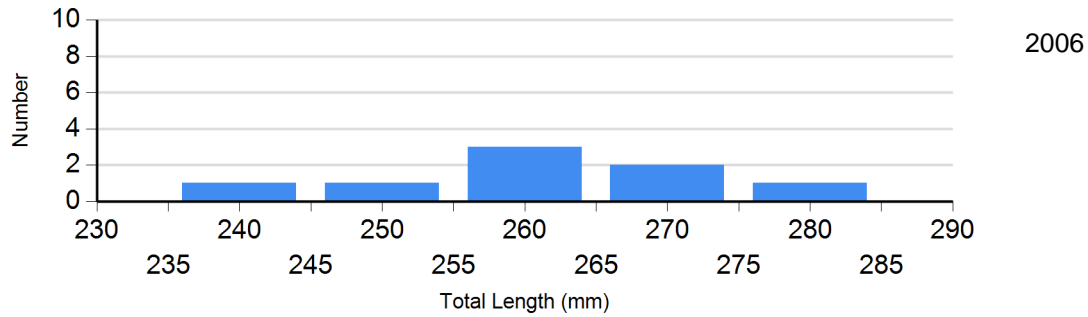


Site: 1412  
Species: Brown Trout

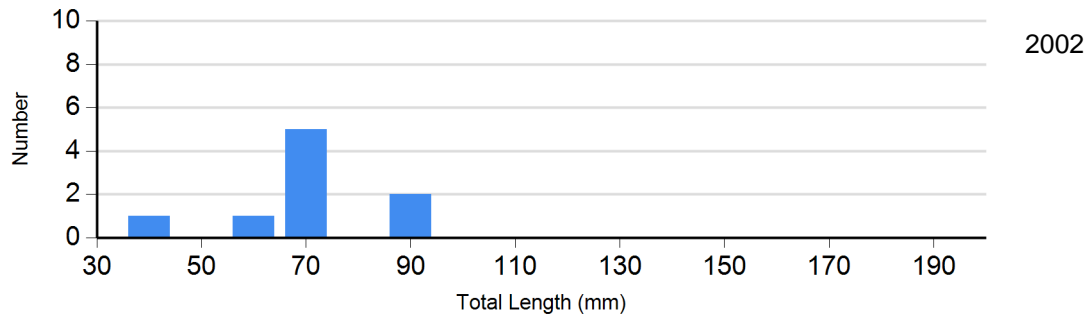


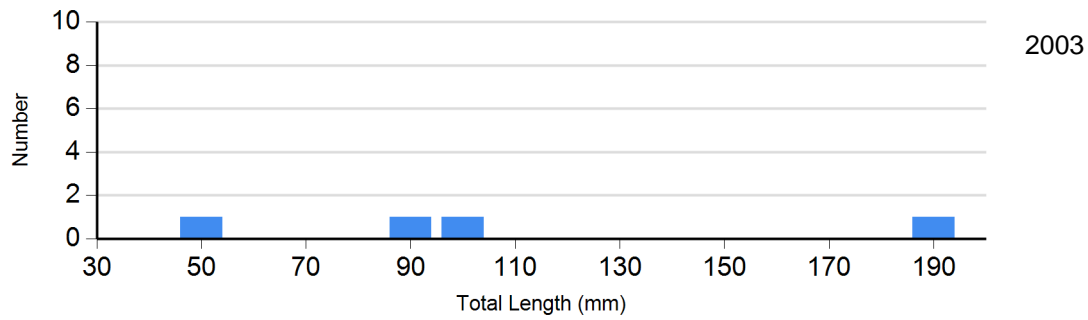


**Site:** 1412  
**Species:** Hatchery Rainbow Trout

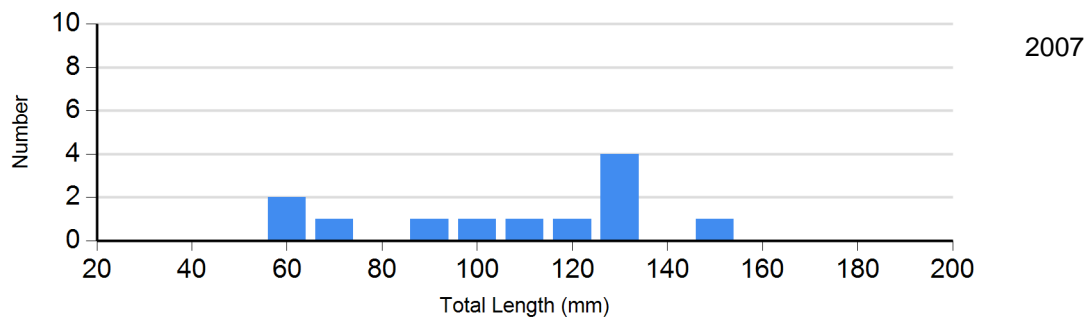
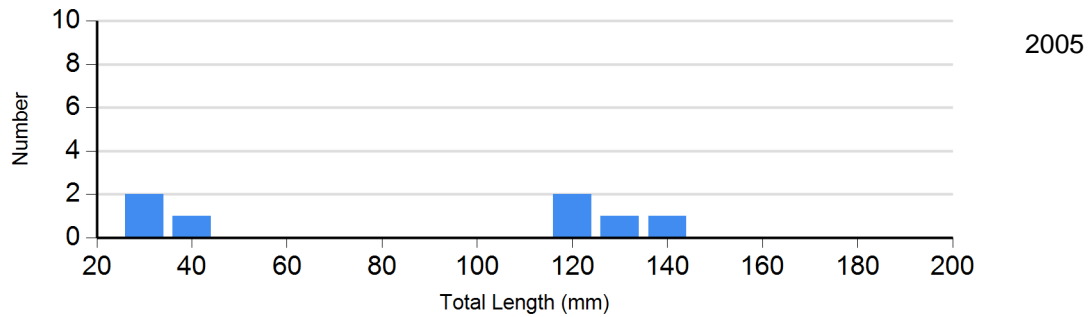
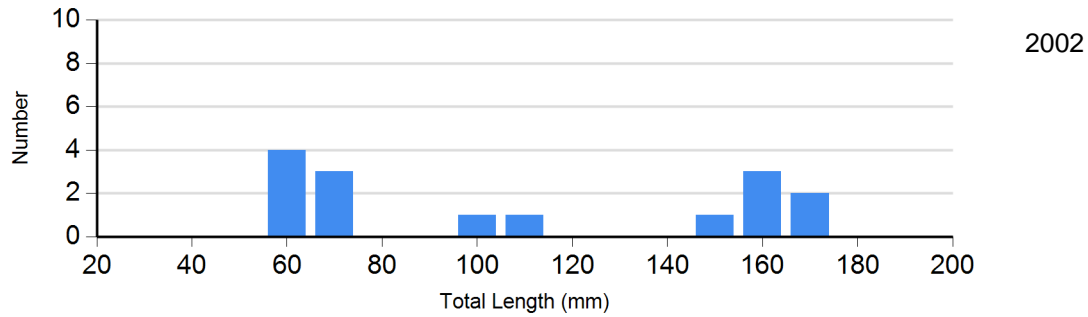


**Site:** 1412  
**Species:** Longnose Dace

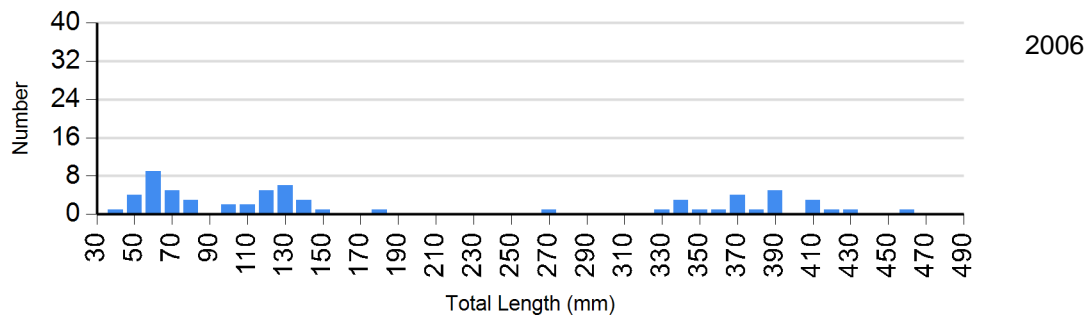
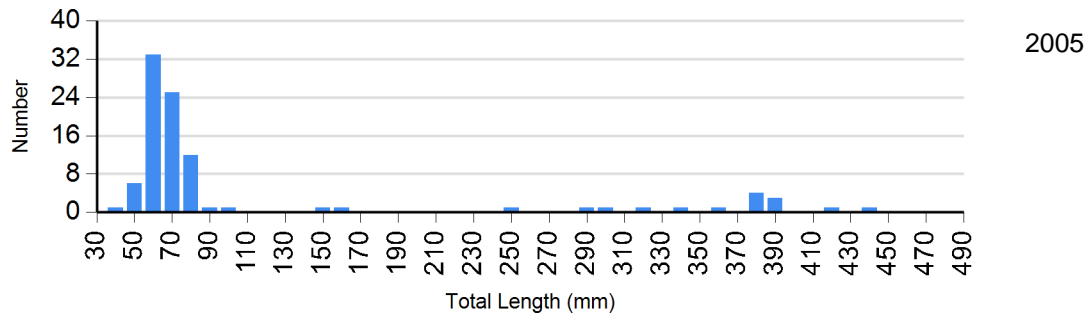
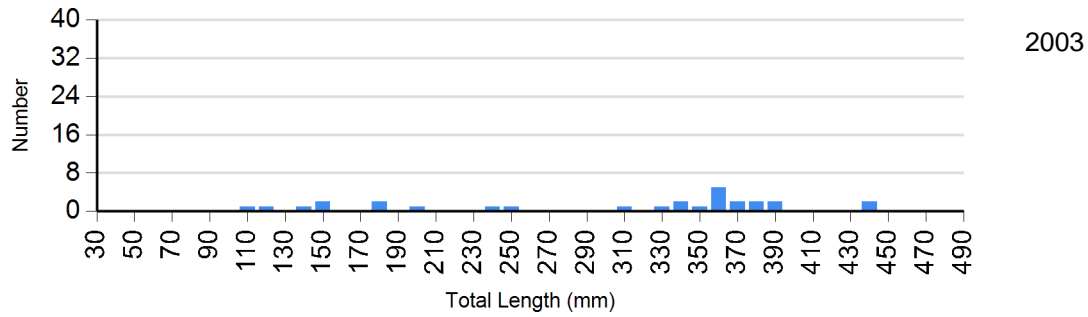
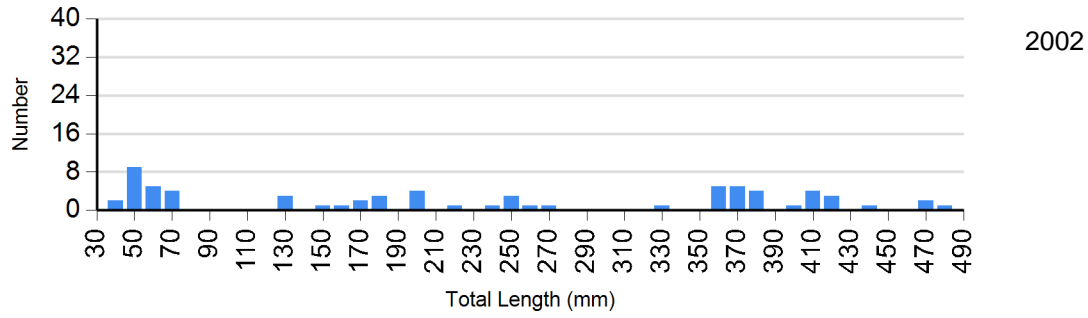




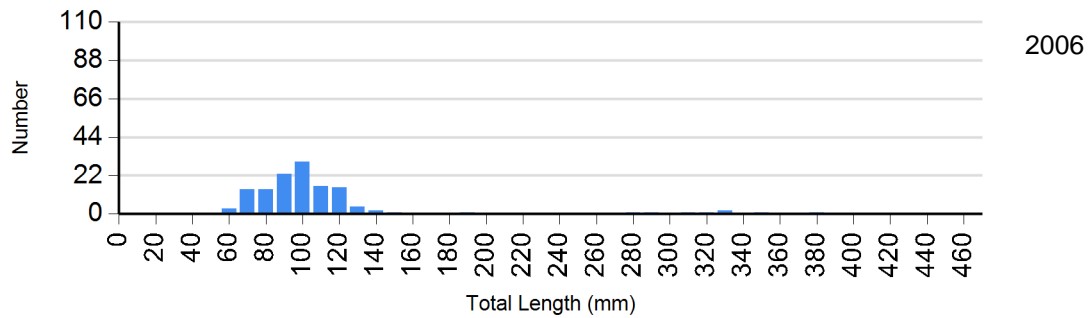
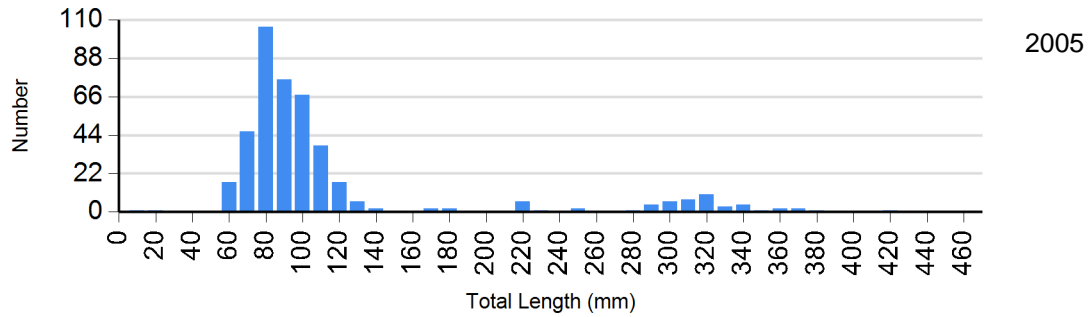
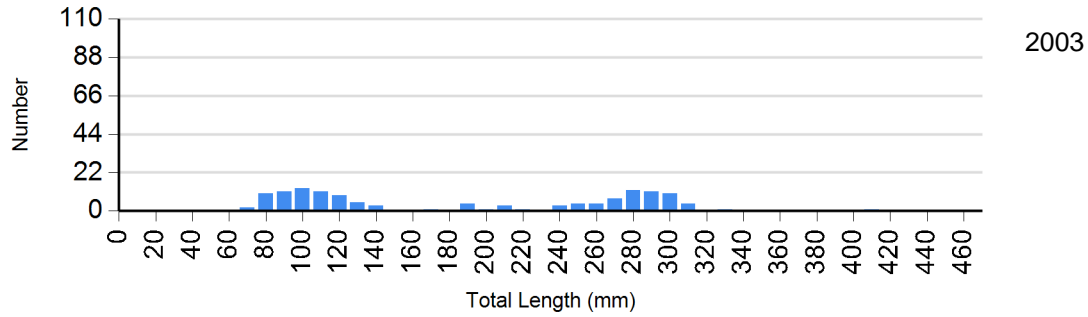
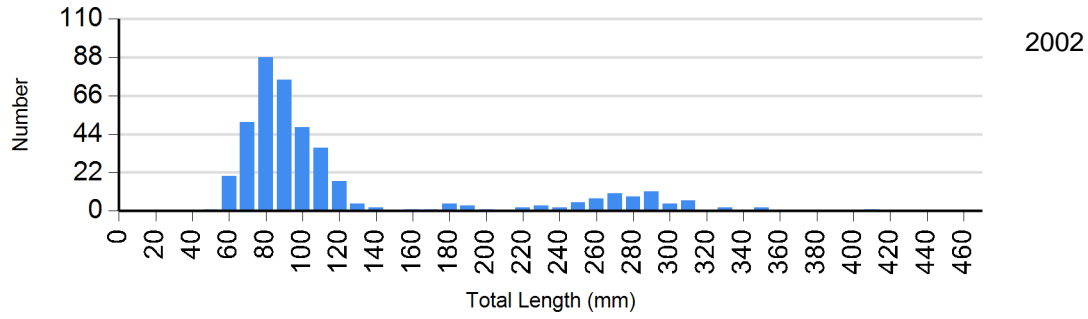
**Site:** 1412  
**Species:** Rock Bass

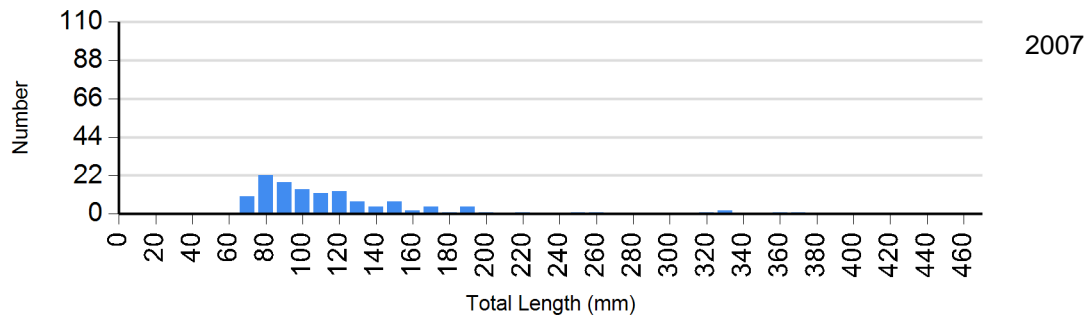


Site: 1412  
Species: White Sucker

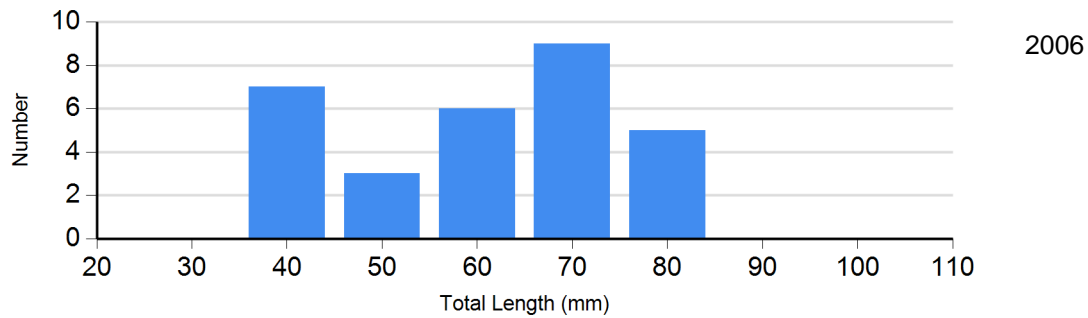
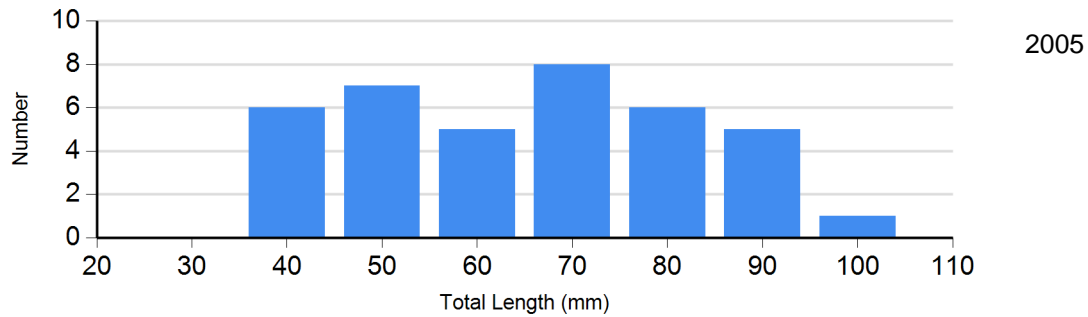
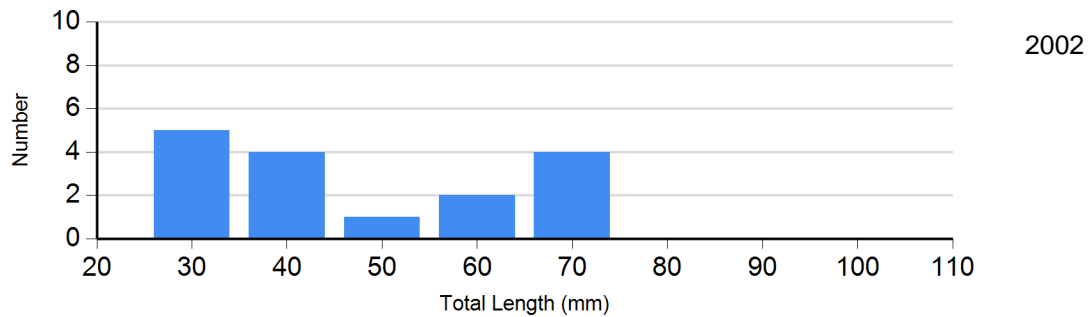


Site: 1444  
Species: Brown Trout

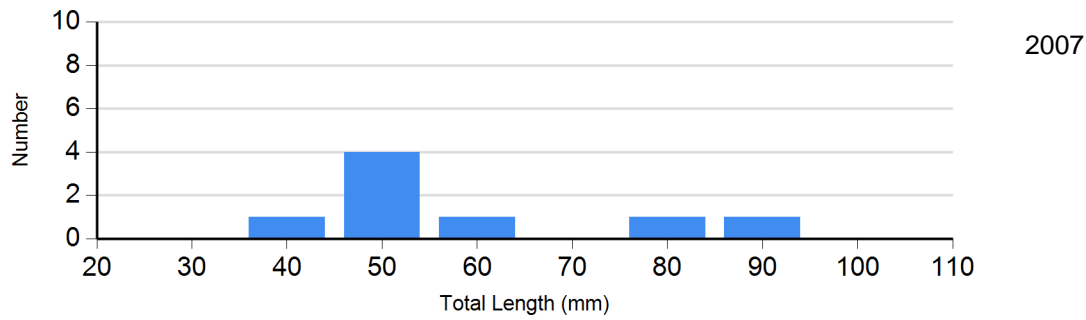




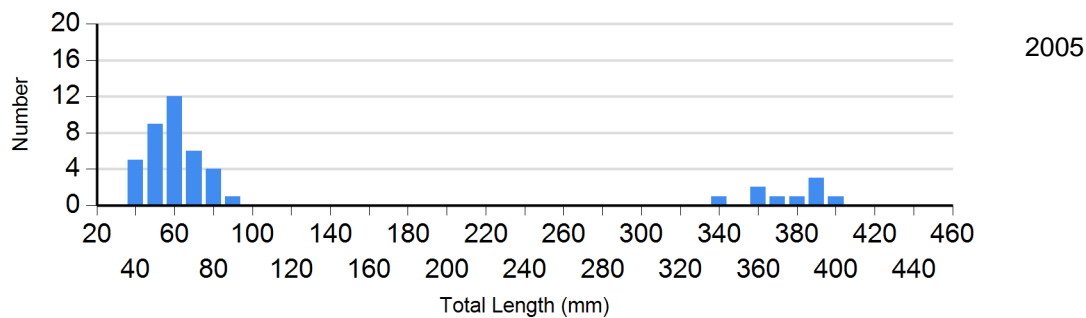
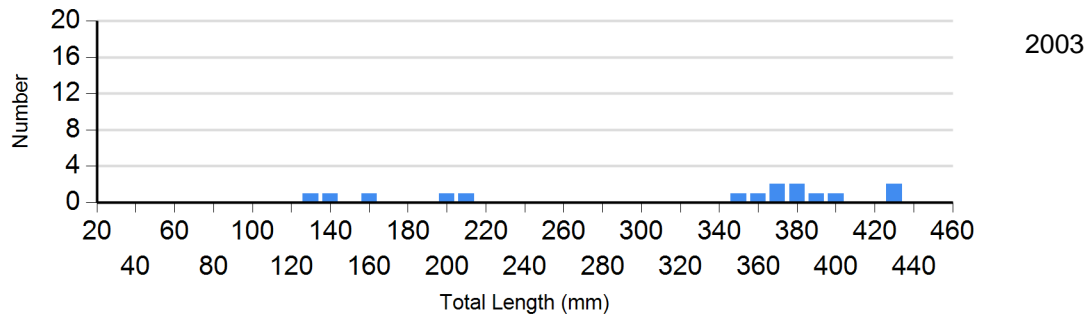
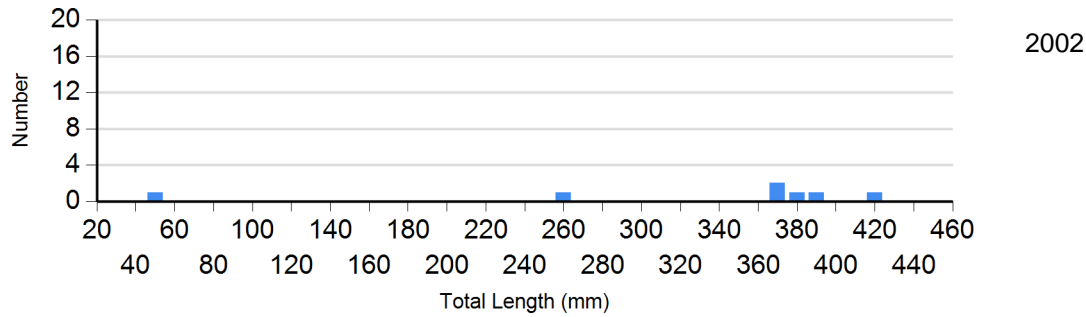
Site: 1444  
Species: Longnose Dace

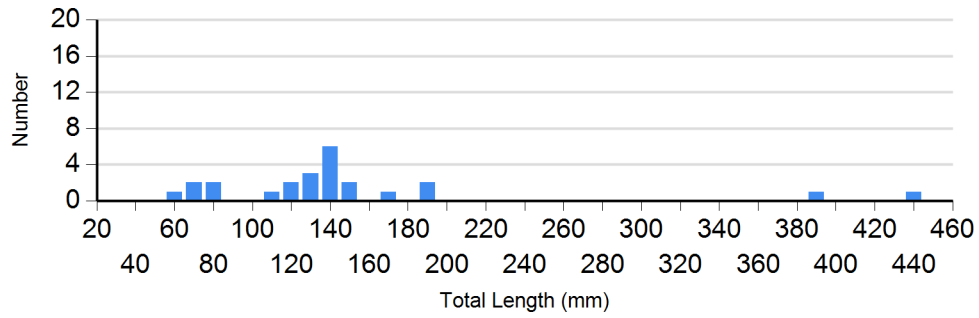
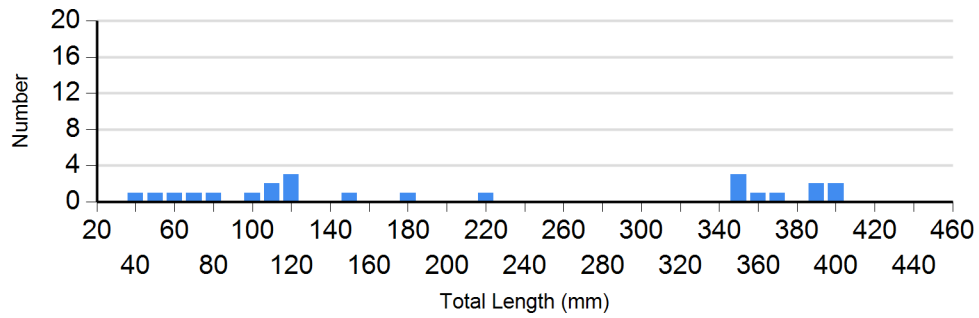




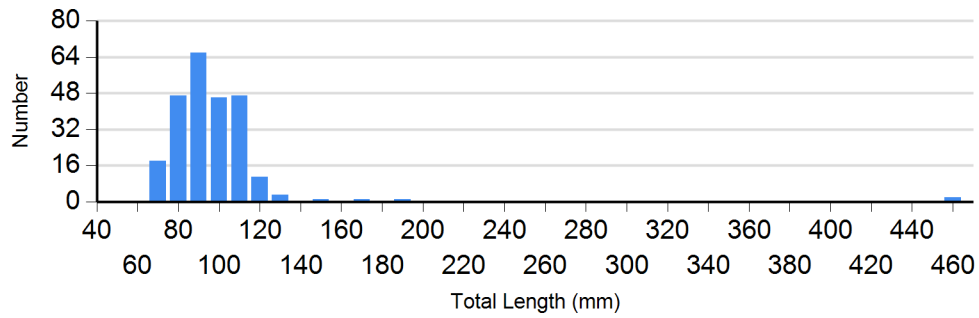
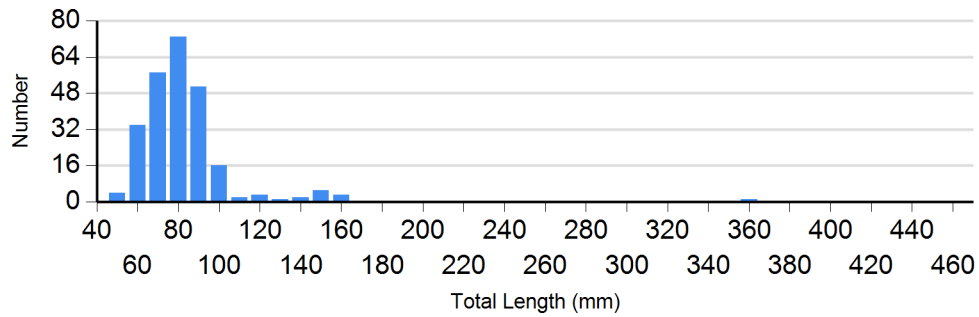


Site: 1444  
Species: White Sucker

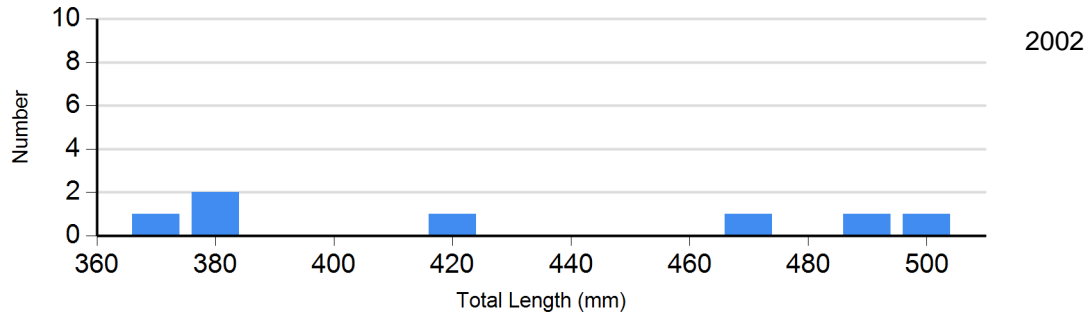




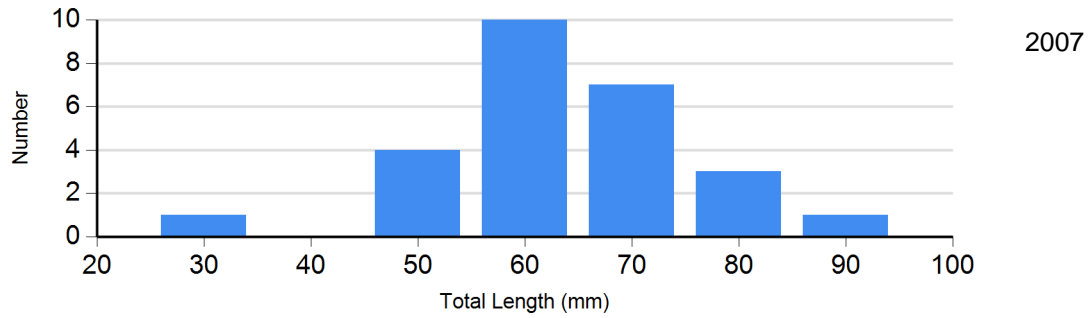
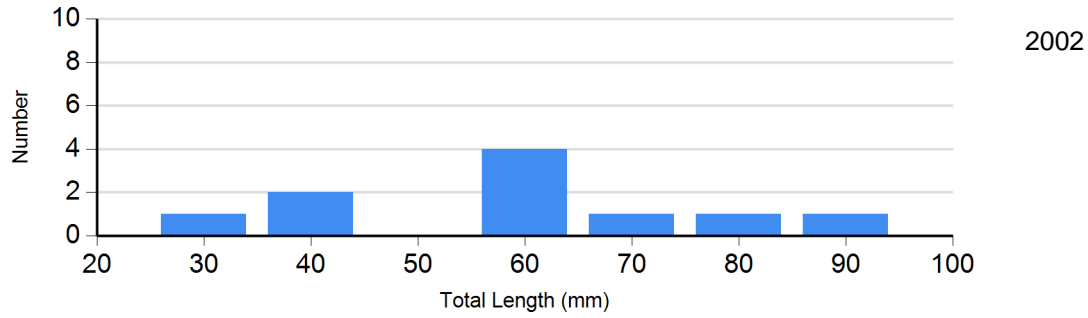
**Site:** 1470  
**Species:** Brown Trout




**Site:** 1470  
**Species:** Hatchery Rainbow Trout



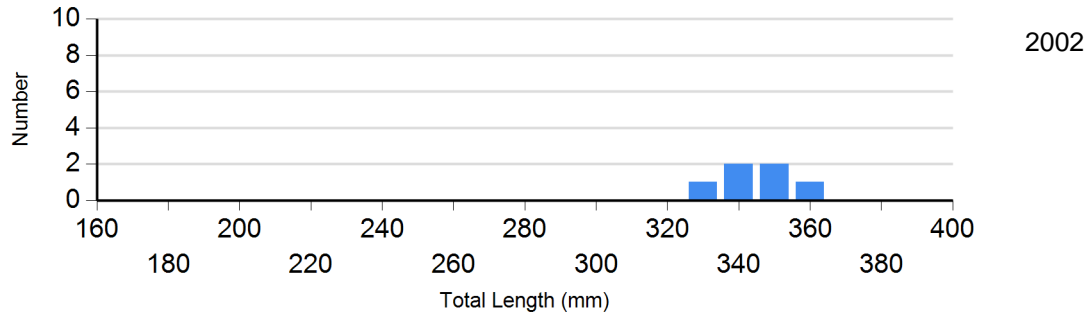
**Site:** 1470  
**Species:** Longnose Dace



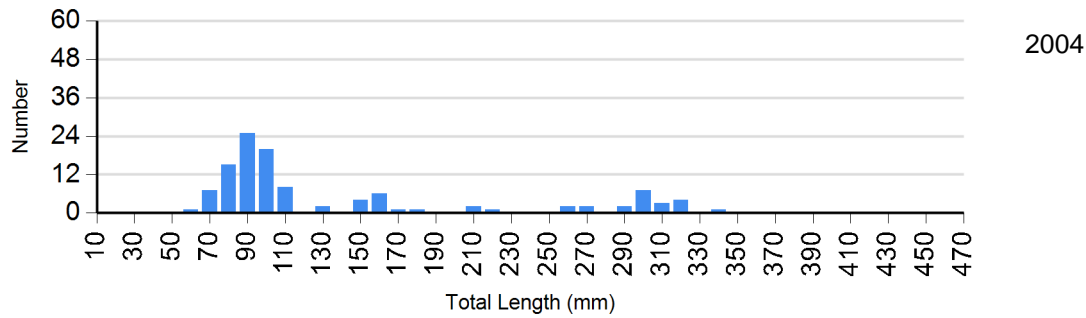
**Site:** 1470  
**Species:** Rainbow Trout

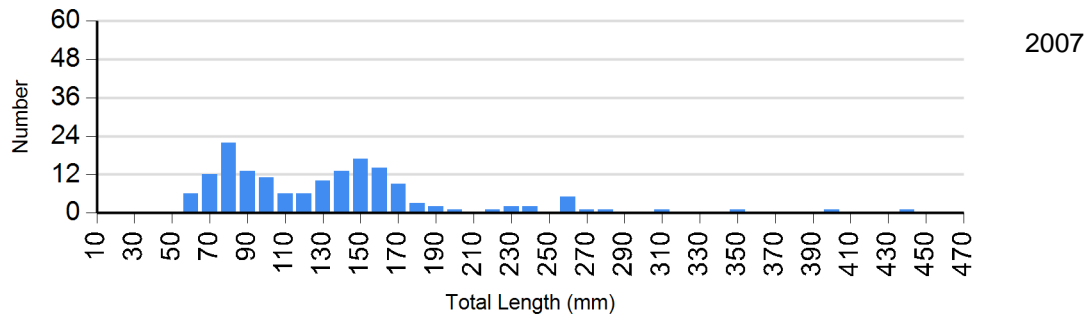
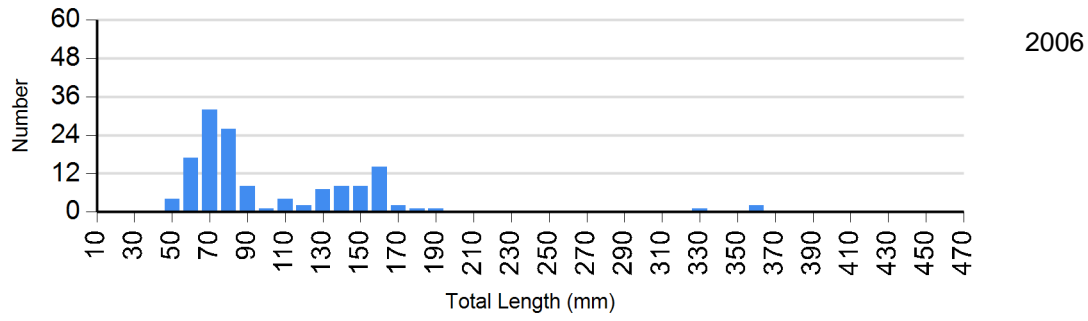
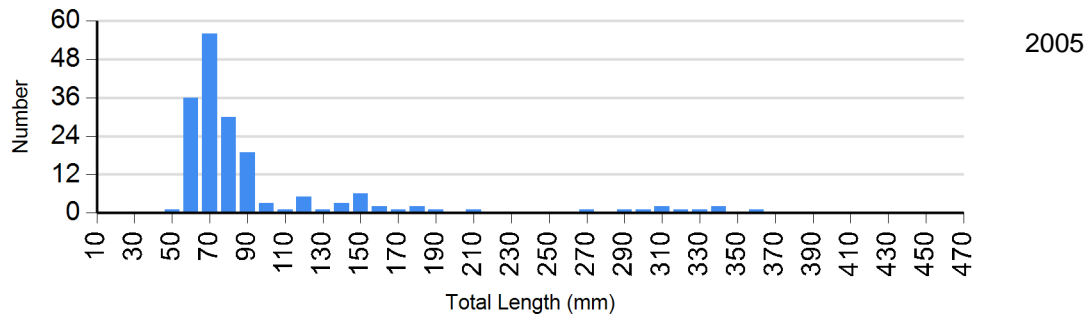


**Site:** 1470  
**Species:** White Sucker

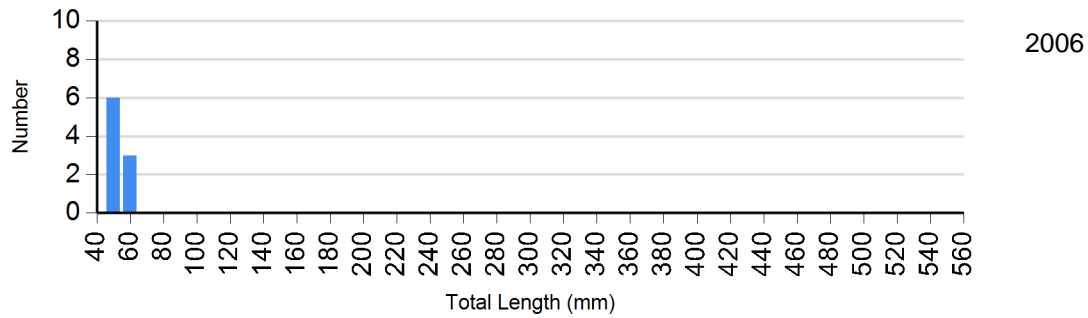


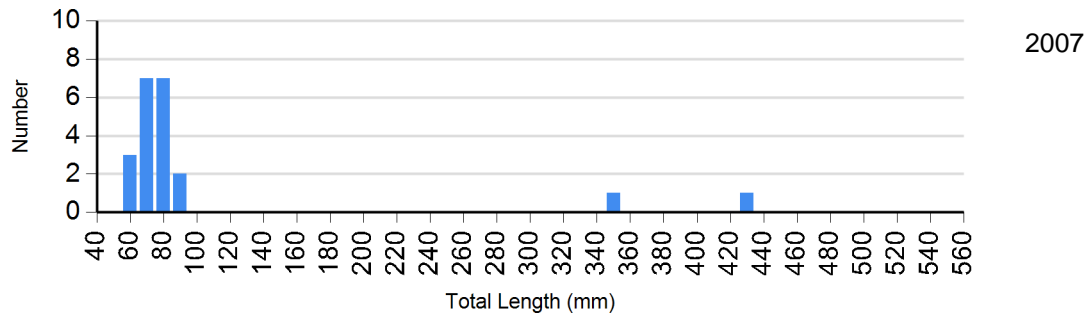
**Site:** 1752  
**Species:** Brown Trout



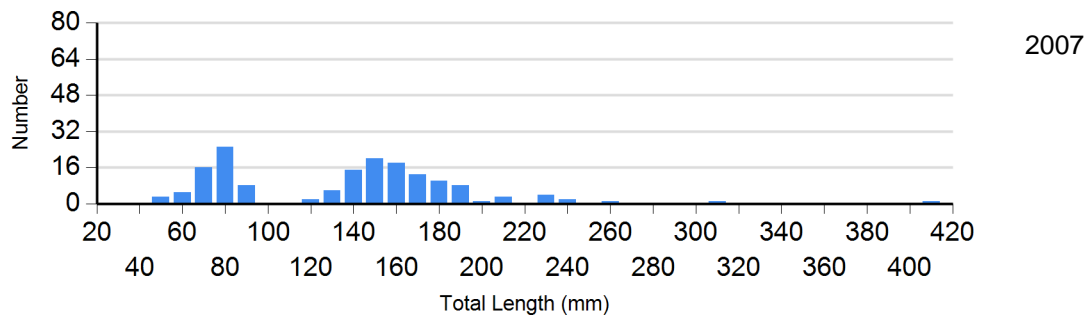
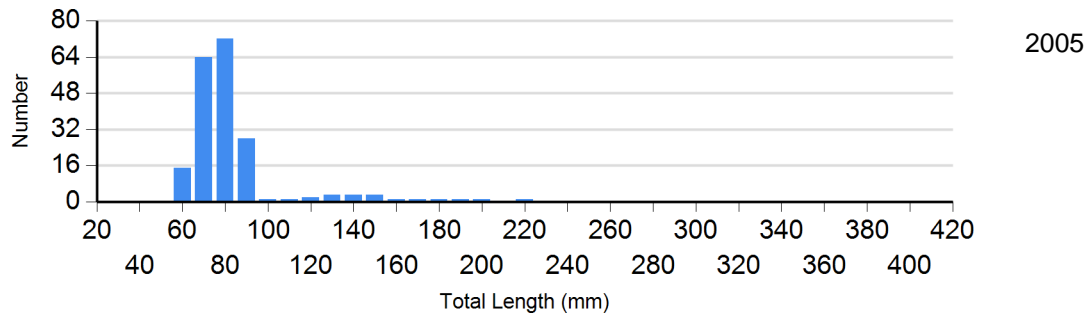
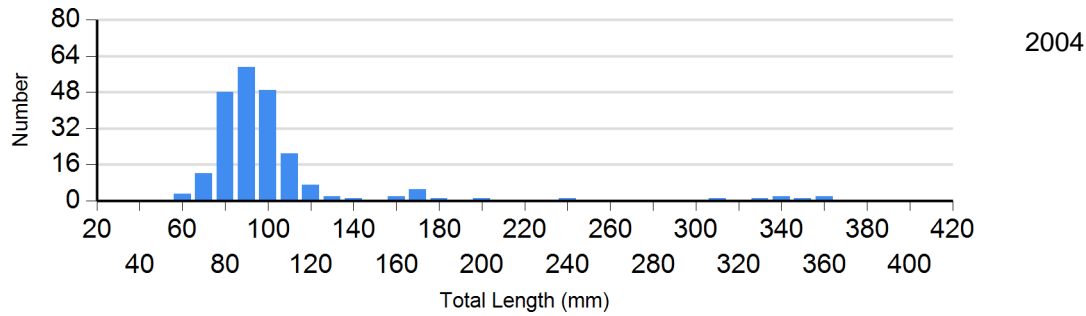


Site: 1752  
Species: Rainbow Trout

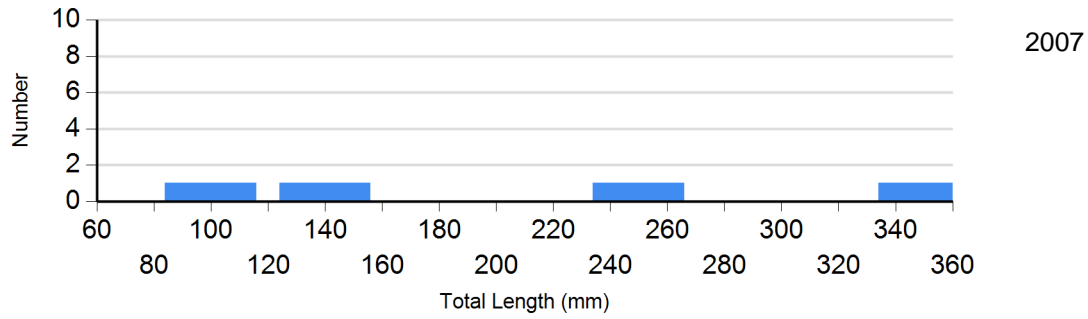




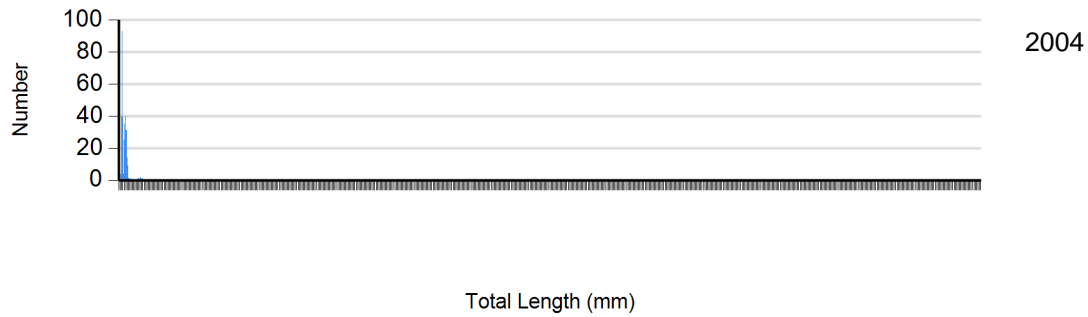
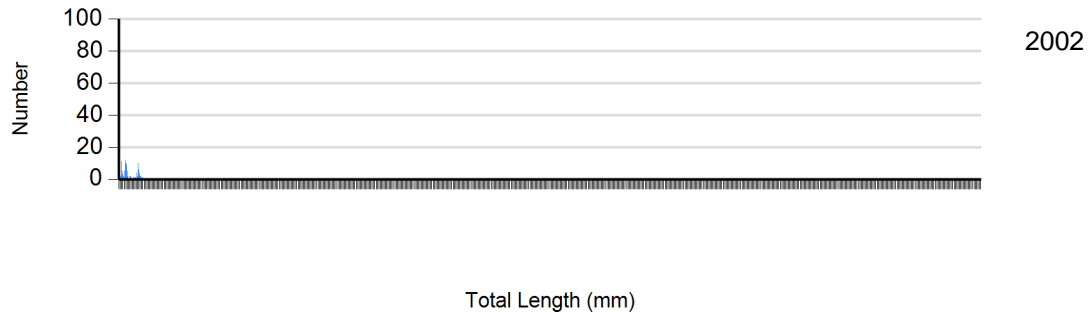
Site: 1812  
Species: Brown Trout

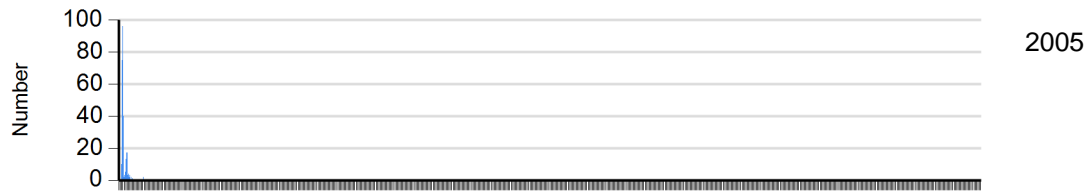


**Site:** 1812  
**Species:** Rainbow Trout

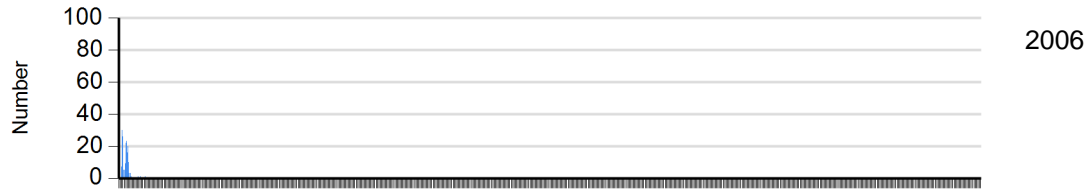


**Site:** 1833  
**Species:** Brown Trout






Total Length (mm)

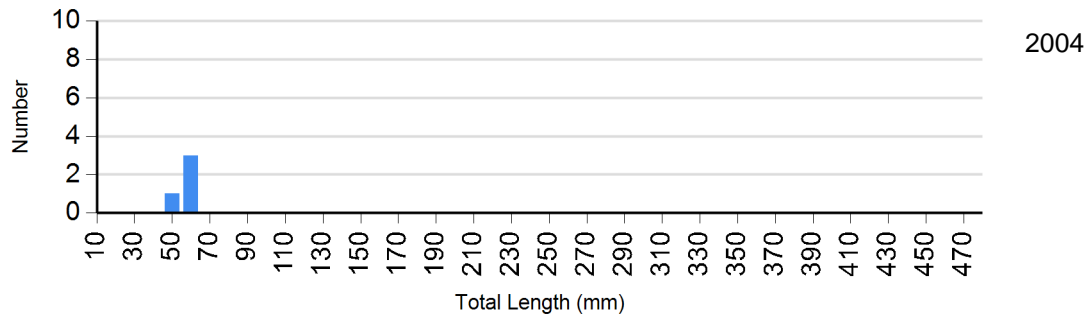


Total Length (mm)

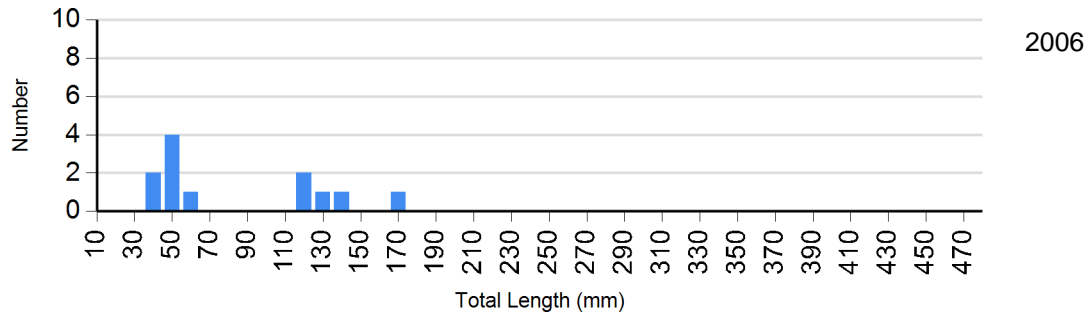
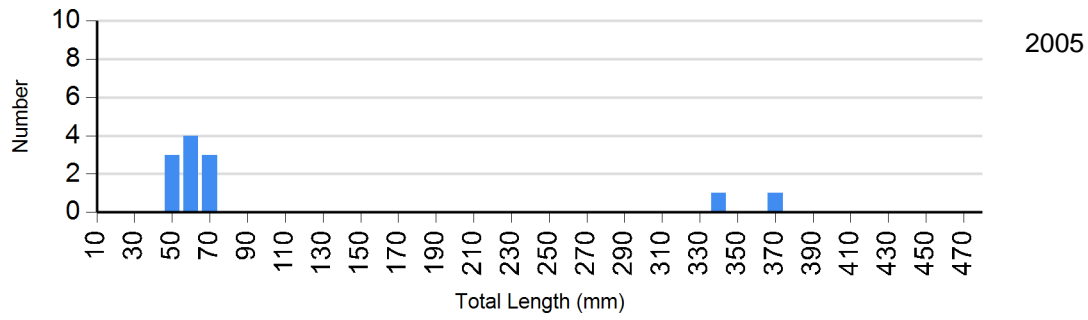


Total Length (mm)

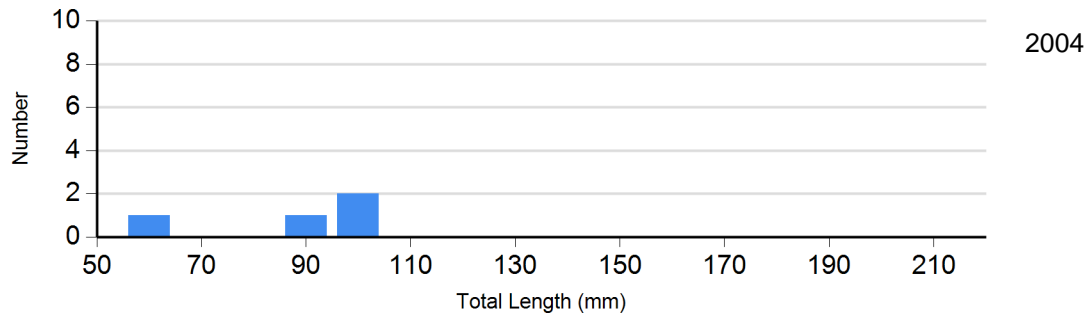
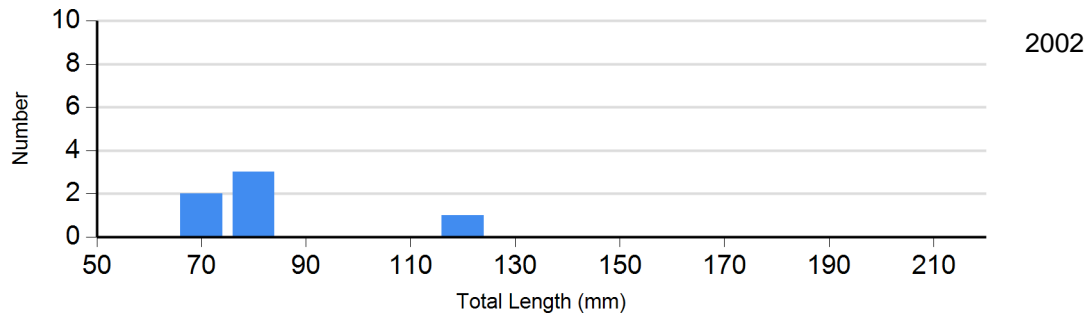
**Site:** 1833  
**Species:** Rainbow Trout



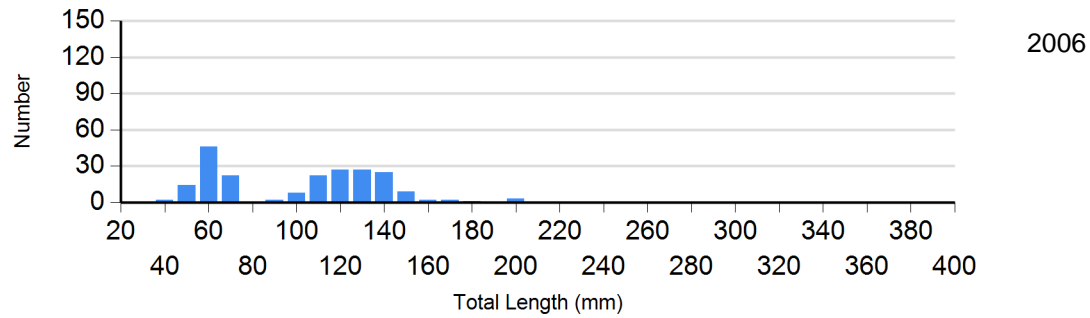
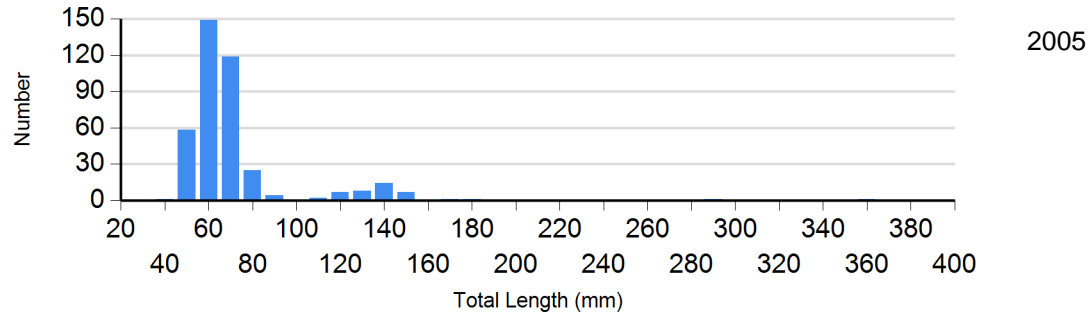
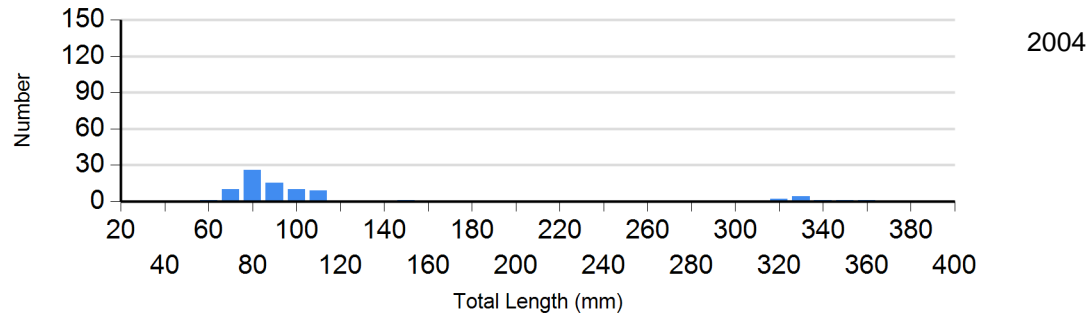
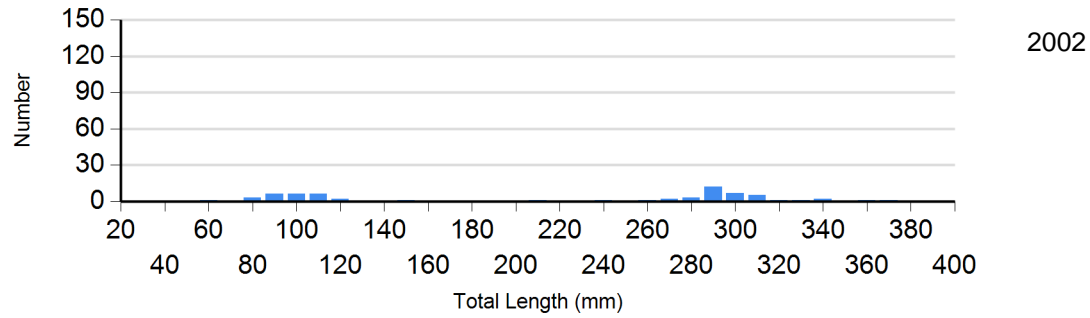


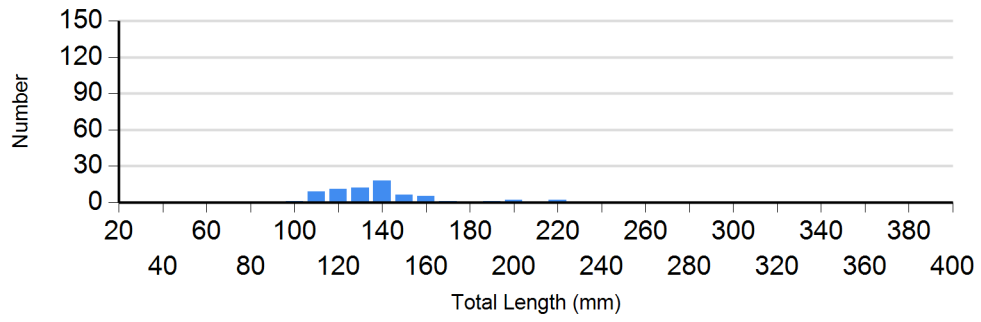


**Site:** 1843  
**Species:** Brook Trout

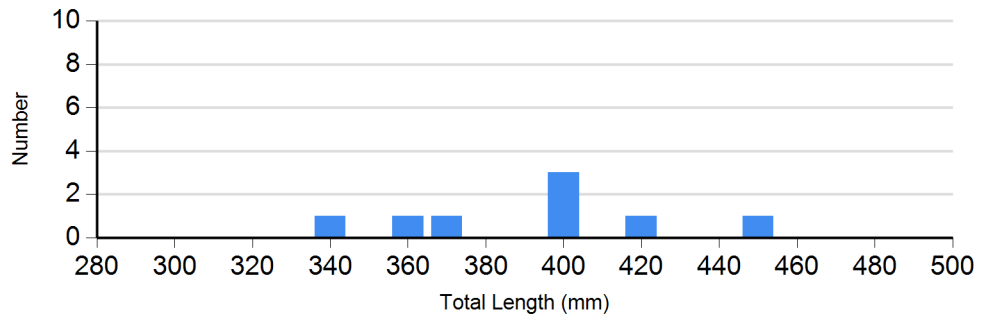
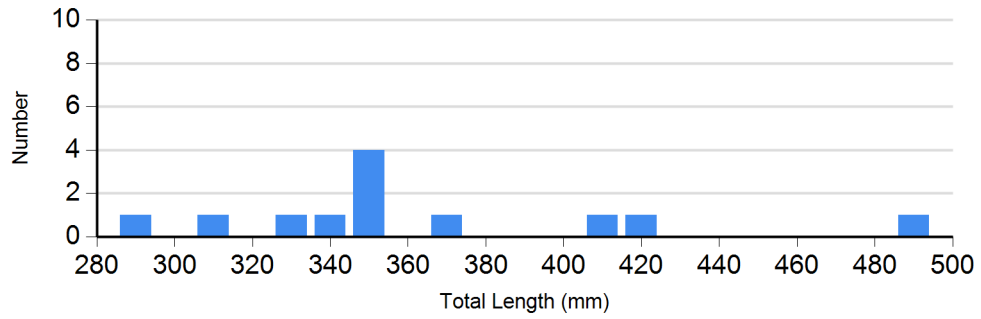


Site: 1843  
Species: Brown Trout







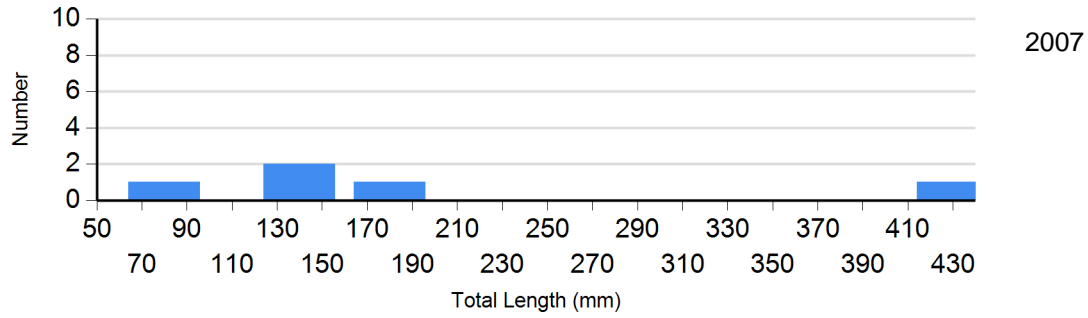
**Site:** 1843  
**Species:** Hatchery Rainbow Trout



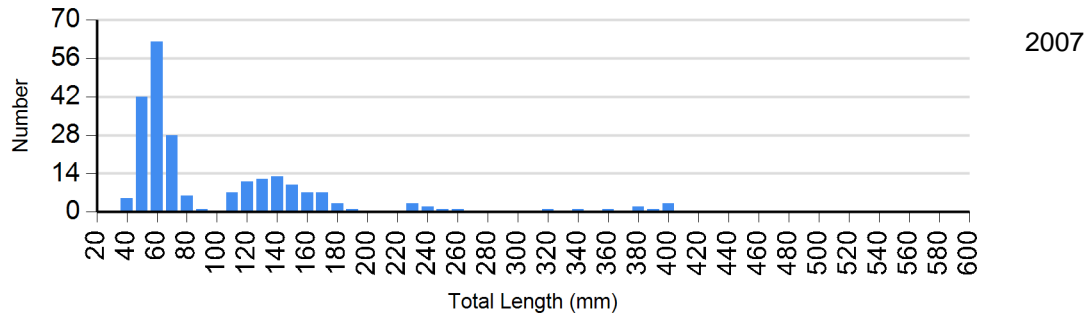
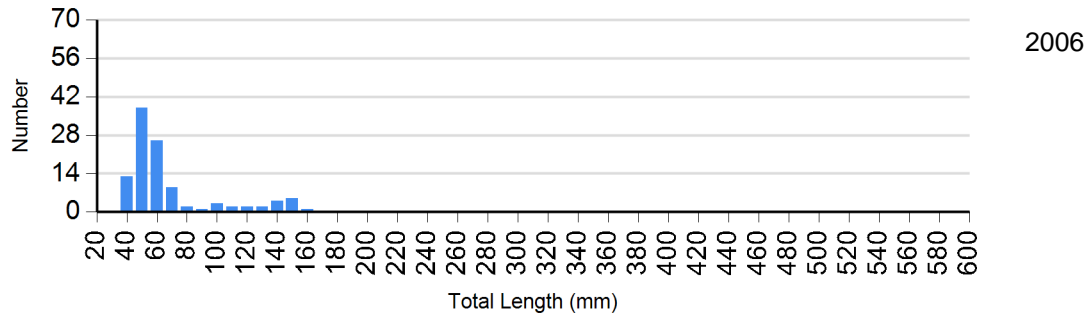
**Site: 1843**  
**Species: Rainbow Trout**



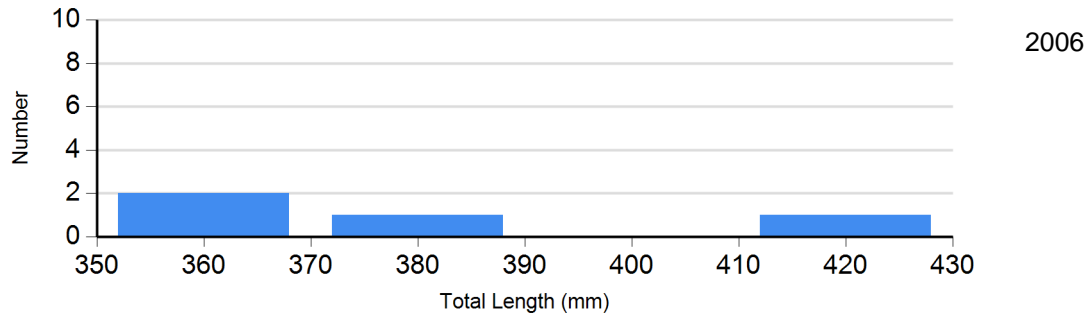
**Site: 1849**  
**Species: Brook Trout**



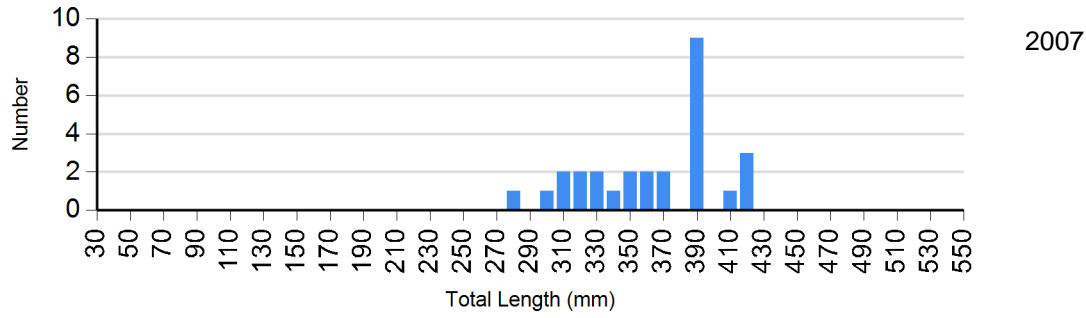
**Site:** 1849  
**Species:** Brown Trout



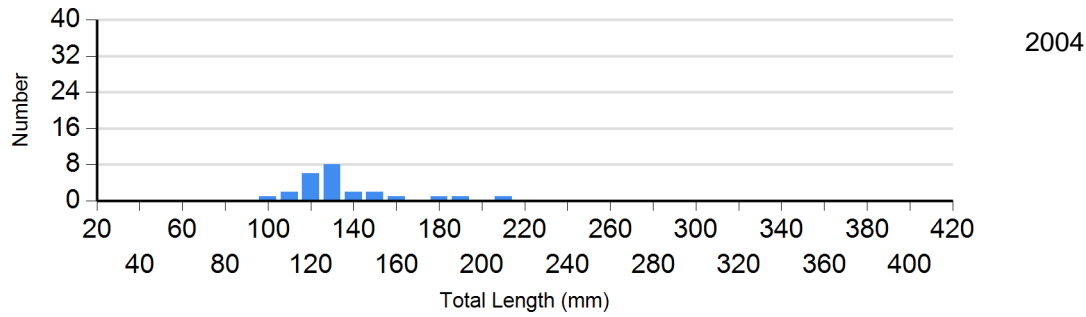
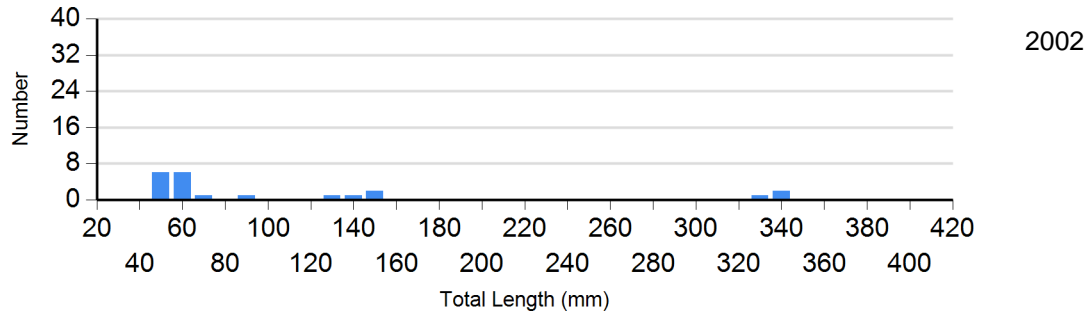
**Site:** 1849  
**Species:** Hatchery Rainbow Trout

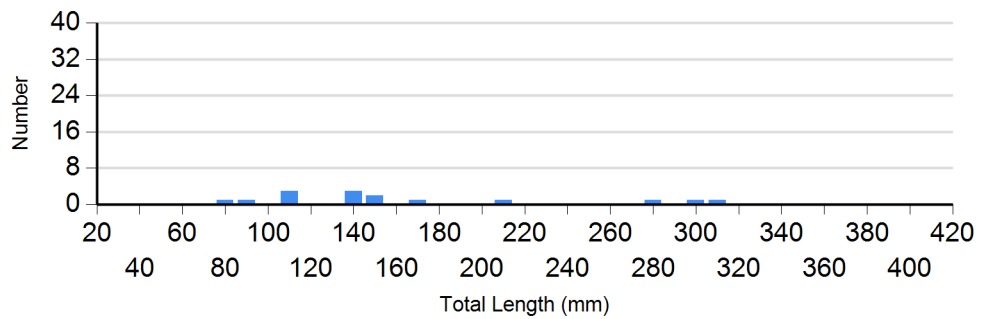
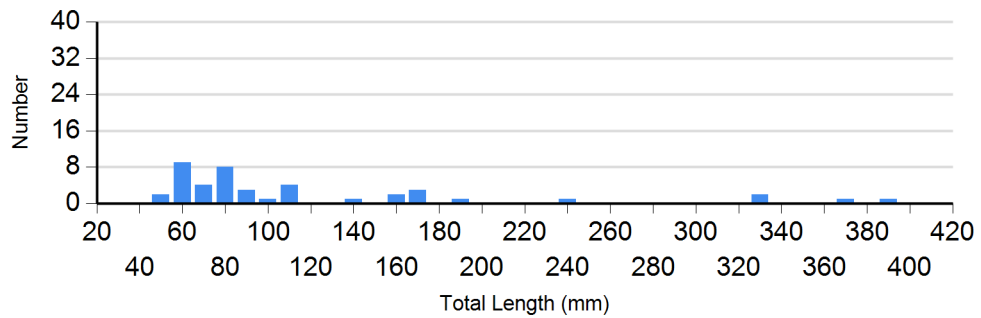
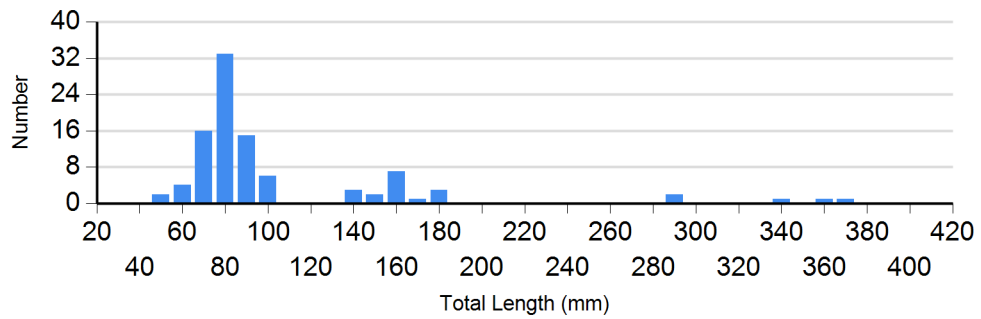


**Site:** 1849  
**Species:** Rainbow Trout

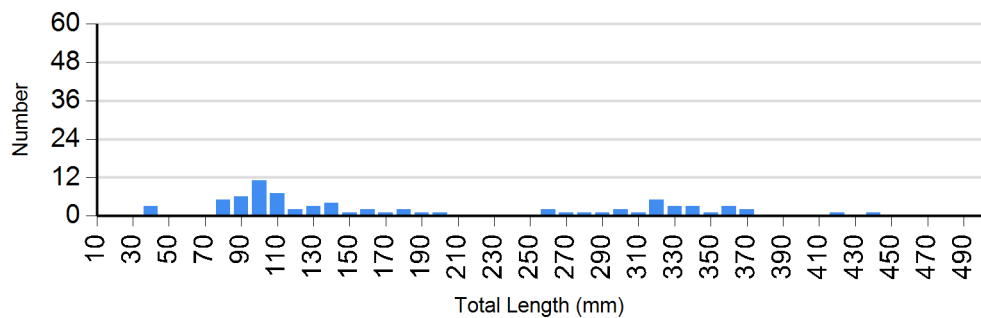


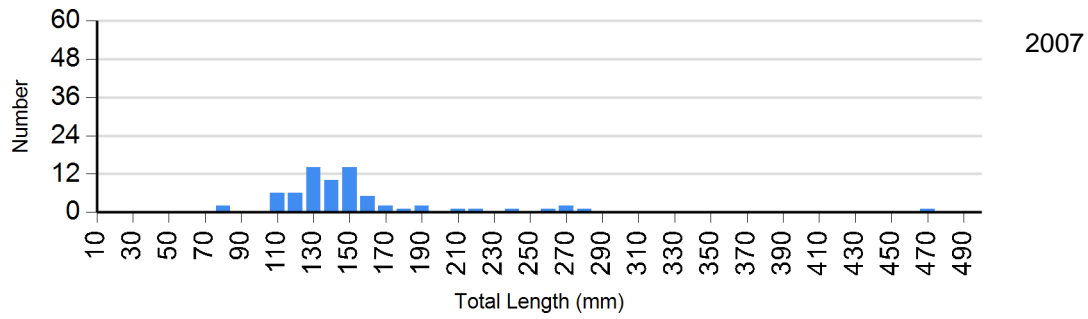
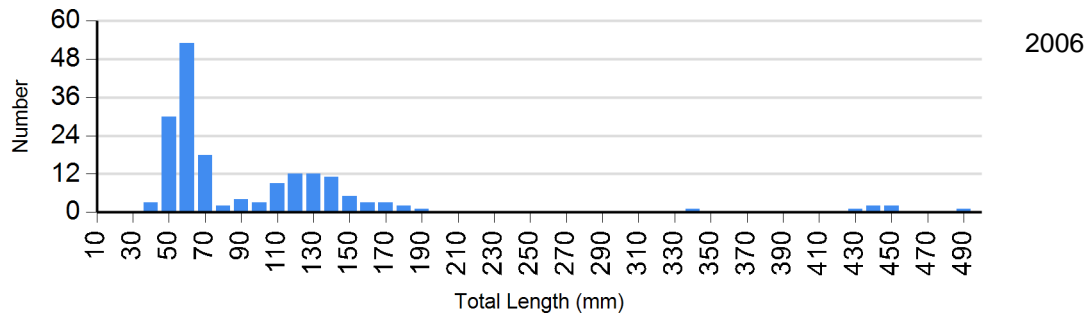
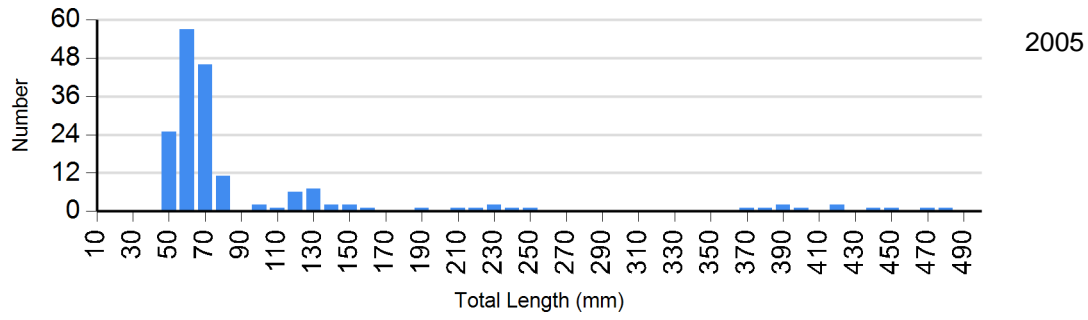
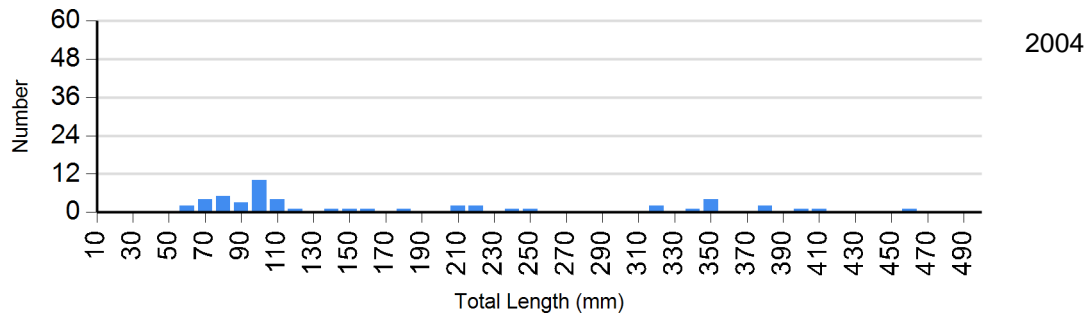
**Site:** 1853  
**Species:** Brook Trout





**Site:** 1853  
**Species:** Brown Trout







Site: 1853  
Species: Rainbow Trout

