

SOUTH DAKOTA BLACK HILLS COLD STREAM SURVEY
Spring Creek (Trib. of Cheyenne), Pennington County
02-0061-00
1997

Table 1. Population and Biomass Estimates for Spring Creek (Trib. of Cheyenne)

| | | |
|--|---------------------------------|-------------------------------------|
| Site Number: 1840 | Date Sampled: 10/03/1997 | Conductivity (umhos/cm): 275 |
| Site Midpoint (Latitude, Longitude): 43.99009910, -103.40772820 | Site Length (m): 98 | pH: 8.0 |
| Survey Completed by: SD School of Mines and Technology | Mean Width (m): 9.1 | Water Temperature (C): 15.0 |
| Stream Classification: BR2 | Number of Pass: 4 | Voltage: 275 |

| Species | Size Class | Total Number Captured | Est. # in site | Upper 95% CI | Lower 95% CI | # per Hectacre | Kg per Hectacre | # per Km | # per Acre | lb. per Acre | # per Mile | Mean Length (mm) | Mean Weight (grams) |
|------------------------|------------|-----------------------|----------------|--------------|--------------|----------------|-----------------|----------|------------|--------------|------------|------------------|---------------------|
| Black Crappie | All | 1 | 1 | 3 | 1 | 11 | 0 | 10 | 4 | 0.05 | 16 | 83.0 | 5.0 |
| Brown Trout | <200mm | 46 | 65 | 96 | 46 | 717 | 15 | 663 | 291 | 13.52 | 1067 | 125.8 | 21.1 |
| Brown Trout | >=200mm | 22 | 25 | 33 | 22 | 276 | 81 | 255 | 112 | 72.08 | 410 | 292.0 | 292.5 |
| Brown Trout | All | 68 | 91 | 121 | 68 | 1004 | 109 | 929 | 407 | 97.69 | 1494 | 179.6 | 108.9 |
| Creek Chub | All | 12 | 13 | 17 | 12 | 143 | 2 | 133 | 58 | 1.73 | 213 | 115.5 | 13.5 |
| Hatchery Brown Trout | >=200mm | 31 | 31 | 33 | 31 | 342 | 76 | 316 | 139 | 68.18 | 509 | 273.8 | 223.2 |
| Hatchery Brown Trout | All | 31 | 31 | 33 | 31 | 342 | 76 | 316 | 139 | 68.18 | 509 | 273.8 | 223.2 |
| Hatchery Rainbow Trout | >=200mm | 2 | 2 | 2 | 2 | 22 | 22 | 20 | 9 | 19.74 | 33 | 445.0 | 1001.5 |
| Hatchery Rainbow Trout | All | 2 | 2 | 2 | 2 | 22 | 22 | 20 | 9 | 19.74 | 33 | 445.0 | 1001.5 |
| Longnose Dace | All | 8 | 7 | 13 | 8 | 77 | 0 | 71 | 31 | 0.16 | 115 | 61.8 | 2.3 |
| Rock Bass | All | 2 | 2 | 2 | 2 | 22 | 1 | 20 | 9 | 0.68 | 33 | 118.5 | 34.5 |
| White Sucker | All | 4 | 6 | 21 | 4 | 66 | 9 | 61 | 27 | 8.17 | 99 | 208.0 | 138.3 |

Site Number: 1864
Site Midpoint (Latitude, Longitude): 43.98424529, -103.42856922

Date Sampled: 09/18/1997
Site Length (m): 95

Survey Completed by: South Dakota Game, Fish and Parks

Mean Width (m): 9.9

Conductivity (umhos/cm): 247

Stream Classification: BR1

Number of Pass: 3

pH: 8.1

Water Temperature (C): 15.0

Voltage: 250

| Species | Size Class | Total Number Captured | Est. # in site | Upper 95% CI | Lower 95% CI | # per Hectacre | Kg per Hectacre | # per Km | # per Acre | lb. per Acre | # per Mile | Mean Length (mm) | Mean Weight (grams) |
|------------------------|------------|-----------------------|----------------|--------------|--------------|----------------|-----------------|----------|------------|--------------|------------|------------------|---------------------|
| Brown Trout | <200mm | 65 | 77 | 93 | 65 | 782 | 17 | 811 | 317 | 15.48 | 1304 | 112.8 | 22.2 |
| Brown Trout | >=200mm | 63 | 67 | 74 | 63 | 680 | 123 | 705 | 275 | 109.64 | 1135 | 247.0 | 180.5 |
| Brown Trout | All | 128 | 143 | 158 | 128 | 1452 | 145 | 1505 | 588 | 129.78 | 2422 | 178.9 | 100.1 |
| Creek Chub | All | 5 | 6 | 13 | 5 | 61 | 2 | 63 | 25 | 2.10 | 102 | 155.8 | 38.6 |
| Hatchery Brown Trout | >=200mm | 14 | 14 | 14 | 14 | 142 | 35 | 147 | 58 | 30.87 | 237 | 279.7 | 243.2 |
| Hatchery Brown Trout | All | 14 | 14 | 14 | 14 | 142 | 35 | 147 | 58 | 30.87 | 237 | 279.7 | 243.2 |
| Hatchery Rainbow Trout | >=200mm | 1 | 1 | 2 | 1 | 10 | 8 | 11 | 4 | 7.56 | 17 | 428.0 | 834.0 |
| Hatchery Rainbow Trout | All | 1 | 1 | 2 | 1 | 10 | 8 | 11 | 4 | 7.56 | 17 | 428.0 | 834.0 |
| Longnose Dace | All | 4 | 4 | 4 | 4 | 41 | 0 | 42 | 16 | 0.41 | 68 | 114.3 | 11.3 |
| Rock Bass | All | 1 | 1 | 1 | 1 | 10 | 0 | 11 | 4 | 0.12 | 17 | 80.0 | 13.0 |
| White Sucker | All | 6 | 6 | 7 | 6 | 61 | 8 | 63 | 25 | 7.53 | 102 | 222.0 | 138.5 |

Site Number: 1885

Date Sampled: 10/20/1997

Conductivity (umhos/cm): 217

Site Midpoint (Latitude, Longitude): 43.98085728, -103.44241913

Site Length (m): 100

pH: 8.4

Survey Completed by:

Mean Width (m): 12.2

Water Temperature (C): 11.0

Stream Classification: BR1

Number of Pass: 5

Voltage: 300

| Species | Size Class | Total Number Captured | Est. # in site | Upper 95% CI | Lower 95% CI | # per Hectacre | Kg per Hectacre | # per Km | # per Acre | lb. per Acre | # per Mile | Mean Length (mm) | Mean Weight (grams) |
|-------------|------------|-----------------------|----------------|--------------|--------------|----------------|-----------------|----------|------------|--------------|------------|------------------|---------------------|
| Brown Trout | <200mm | 23 | 25 | 31 | 23 | 205 | 7 | 250 | 83 | 5.84 | 402 | 134.0 | 31.9 |

| | | | | | | | | | | | | | |
|------------------------|---------|-----|-----|-----|-----|-----|-----|------|-----|--------|------|-------|-------|
| Brown Trout | >=200mm | 86 | 87 | 90 | 86 | 713 | 163 | 870 | 289 | 145.21 | 1400 | 266.9 | 228.1 |
| Brown Trout | All | 109 | 112 | 117 | 109 | 918 | 171 | 1120 | 372 | 153.01 | 1802 | 238.9 | 186.7 |
| Creek Chub | All | 3 | 3 | 6 | 3 | 25 | 1 | 30 | 10 | 0.54 | 48 | 134.7 | 24.7 |
| Golden Shiner | All | 2 | 2 | 4 | 2 | 16 | 0 | 20 | 7 | 0.20 | 32 | 107.5 | 13.5 |
| Hatchery Brown Trout | >=200mm | 37 | 37 | 39 | 37 | 303 | 74 | 370 | 123 | 66.50 | 595 | 283.4 | 245.6 |
| Hatchery Brown Trout | All | 37 | 37 | 39 | 37 | 303 | 74 | 370 | 123 | 66.50 | 595 | 283.4 | 245.6 |
| Hatchery Rainbow Trout | >=200mm | 9 | 14 | 35 | 9 | 115 | 31 | 140 | 46 | 27.32 | 225 | 289.8 | 266.7 |
| Hatchery Rainbow Trout | All | 9 | 14 | 35 | 9 | 115 | 31 | 140 | 46 | 27.32 | 225 | 289.8 | 266.7 |
| Largemouth Bass | All | 7 | 7 | 9 | 7 | 57 | 2 | 70 | 23 | 1.36 | 113 | 127.0 | 26.6 |
| Longnose Dace | All | 1 | 1 | 4 | 1 | 8 | 0 | 10 | 3 | 0.02 | 16 | 68.0 | 3.0 |
| Rock Bass | All | 18 | 24 | 40 | 18 | 197 | 7 | 240 | 80 | 6.08 | 386 | 115.2 | 34.6 |
| White Sucker | All | 61 | 62 | 65 | 61 | 508 | 129 | 620 | 206 | 115.34 | 998 | 275.9 | 254.2 |
| Yellow Perch | All | 1 | 1 | 5 | 1 | 8 | 0 | 10 | 3 | 0.30 | 16 | 156.0 | 41.0 |

Site Number: 1895

Site Midpoint (Latitude, Longitude): 43.97710813, -103.44930537

Survey Completed by:

Stream Classification: BR1

Date Sampled: 10/16/1997

Site Length (m): 100

Mean Width (m): 8.1

Number of Pass: 3

Conductivity (umhos/cm): 215

pH: 8.4

Water Temperature (C): 12.0

Voltage: 300

| Species | Size Class | Total Number Captured | Est. # in site | Upper 95% CI | Lower 95% CI | # per Hectacre | Kg per Hectacre | # per Km | # per Acre | lb. per Acre | # per Mile | Mean Length (mm) | Mean Weight (grams) |
|----------------------|------------|-----------------------|----------------|--------------|--------------|----------------|-----------------|----------|------------|--------------|------------|------------------|---------------------|
| Brown Trout | <200mm | 34 | 38 | 46 | 34 | 469 | 29 | 380 | 190 | 25.55 | 611 | 162.1 | 61.0 |
| Brown Trout | >=200mm | 116 | 119 | 124 | 116 | 1469 | 289 | 1190 | 595 | 258.42 | 1915 | 252.5 | 197.0 |
| Brown Trout | All | 150 | 157 | 165 | 150 | 1938 | 322 | 1570 | 785 | 287.58 | 2526 | 232.0 | 166.2 |
| Hatchery Brown Trout | >=200mm | 20 | 20 | 22 | 20 | 247 | 60 | 200 | 100 | 53.32 | 322 | 278.2 | 241.9 |

| | | | | | | | | | | | | | |
|------------------------|---------|----|----|----|----|-----|----|-----|-----|-------|-----|-------|-------|
| Hatchery Brown Trout | All | 20 | 20 | 22 | 20 | 247 | 60 | 200 | 100 | 53.32 | 322 | 278.2 | 241.9 |
| Hatchery Rainbow Trout | >=200mm | 12 | 12 | 12 | 12 | 148 | 92 | 120 | 60 | 82.57 | 193 | 377.7 | 624.3 |
| Hatchery Rainbow Trout | All | 12 | 12 | 12 | 12 | 148 | 92 | 120 | 60 | 82.57 | 193 | 377.7 | 624.3 |
| Largemouth Bass | All | 31 | 33 | 38 | 31 | 407 | 15 | 330 | 165 | 13.35 | 531 | 139.5 | 36.7 |
| Northern Pike | All | 1 | 1 | 2 | 1 | 12 | 3 | 10 | 5 | 2.87 | 16 | 360.0 | 260.0 |
| Rock Bass | All | 10 | 12 | 20 | 10 | 148 | 7 | 120 | 60 | 5.85 | 193 | 124.2 | 44.2 |
| White Sucker | All | 10 | 10 | 10 | 10 | 123 | 28 | 100 | 50 | 24.93 | 161 | 256.4 | 226.2 |
| Yellow Perch | All | 1 | 1 | 2 | 1 | 12 | 1 | 10 | 5 | 1.10 | 16 | 197.0 | 100.0 |

Site Number: 1969

Site Midpoint (Latitude, Longitude): 43.95485620, -103.50108809

Survey Completed by:

Stream Classification: BK3, BR3

Date Sampled: 10/20/1997

Site Length (m): 100

Mean Width (m): 6.3

Number of Pass: 3

Conductivity (umhos/cm): 231

pH: 8.5

Water Temperature (C): 7.0

Voltage:

| Species | Size Class | Total Number Captured | Est. # in site | Upper 95% CI | Lower 95% CI | # per Hectacre | Kg per Hectacre | # per Km | # per Acre | lb. per Acre | # per Mile | Mean Length (mm) | Mean Weight (grams) |
|----------------------|------------|-----------------------|----------------|--------------|--------------|----------------|-----------------|----------|------------|--------------|------------|------------------|---------------------|
| Brook Trout | <200mm | 3 | 3 | 5 | 3 | 47 | 2 | 30 | 19 | 1.61 | 48 | 150.7 | 38.0 |
| Brook Trout | >=200mm | 2 | 2 | 2 | 2 | 32 | 4 | 20 | 13 | 3.38 | 32 | 225.0 | 120.0 |
| Brook Trout | All | 5 | 5 | 7 | 5 | 79 | 6 | 50 | 32 | 4.99 | 80 | 180.4 | 70.8 |
| Brown Trout | <200mm | 2 | 2 | 2 | 2 | 32 | 1 | 20 | 13 | 1.10 | 32 | 151.5 | 39.0 |
| Brown Trout | >=200mm | 1 | 1 | 1 | 1 | 16 | 4 | 10 | 6 | 3.58 | 16 | 299.0 | 254.0 |
| Brown Trout | All | 3 | 3 | 3 | 3 | 47 | 5 | 30 | 19 | 4.68 | 48 | 200.7 | 110.7 |
| Creek Chub | All | 45 | 49 | 56 | 45 | 773 | 15 | 490 | 313 | 13.57 | 788 | 112.2 | 19.7 |
| Hatchery Brown Trout | >=200mm | 10 | 10 | 10 | 10 | 158 | 44 | 100 | 64 | 39.43 | 161 | 285.4 | 280.0 |
| Hatchery Brown Trout | All | 10 | 10 | 10 | 10 | 158 | 44 | 100 | 64 | 39.43 | 161 | 285.4 | 280.0 |

| | | | | | | | | | | | | | |
|---------------------------|---------|-----|-----|-----|-----|------|----|------|------|-------|------|-------|-------|
| Hatchery Rainbow Trout | >=200mm | 5 | 5 | 5 | 5 | 79 | 38 | 50 | 32 | 34.02 | 80 | 346.0 | 483.2 |
| Hatchery Rainbow Trout | All | 5 | 5 | 5 | 5 | 79 | 38 | 50 | 32 | 34.02 | 80 | 346.0 | 483.2 |
| Largemouth Bass | All | 1 | 1 | 2 | 1 | 16 | 0 | 10 | 6 | 0.25 | 16 | 115.0 | 18.0 |
| Longnose Dace | All | 237 | 290 | 327 | 253 | 4574 | 35 | 2900 | 1853 | 31.62 | 4666 | 86.9 | 7.7 |
| Mountain Sucker | All | 12 | 12 | 13 | 12 | 189 | 7 | 120 | 77 | 6.42 | 193 | 135.9 | 38.0 |
| White Sucker | All | 13 | 13 | 14 | 13 | 205 | 3 | 130 | 83 | 2.79 | 209 | 105.4 | 15.3 |

Stream sites are classified based on the estimates of adult trout over eight inches that exist within the site. Estimates are derived from 3-pass backpack electrofishing surveys at 100-meter sites within streams. While all fish in the site are collected and measured, only trout species are used for classifications. Sites are numbered in accordance for the distance (m) from the stream confluence of a higher order stream/river.

| Based on number of trout in excess of eight inches | |
|--|---|
| Class BR1 | Number of wild Brown Trout exceeds 150 per acre |
| Class BR2 | Number of wild Brook Trout ranges from 25 to 150 per acre |
| Class BR3 | Number of wild Brown Trout is less than 25 per acre |
| Class BK1 | Number of wild Brook Trout exceeds 150 per acre |
| Class BK2 | Number of wild Brook Trout ranges from 25 to 150 per acre |
| Class BK3 | Number of wild Brook Trout is less than 25 per acre |
| Class RB1 | Number of wild Rainbow Trout exceeds 25 per acre |
| Class RB2 | Number of wild Rainbow Trout is less than 25 per acre |

Table 2. Species composition and population estimates on Spring Creek (Trib. of Cheyenne), 1987-1997

Site 1840

| Species/Size | Date | Pop Est. | (95% C.I.) | Stream Classification |
|---------------------|--------------|----------|------------|-----------------------|
| Black Crappie | Oct 03, 1997 | 1 | 1-3 | |
| Brown Trout <200mm | Sep 13, 1996 | 35 | 28-50 | |
| | Oct 03, 1997 | 65 | 46-96 | |
| Brown Trout >=200mm | Sep 13, 1996 | 20 | 20-20 | BR2 |
| | Oct 03, 1997 | 25 | 22-33 | BR2 |
| Creek Chub | Sep 13, 1996 | 337 | 92-1017 | |
| | Oct 03, 1997 | 13 | 12-17 | |

| | | | |
|-----------------------------------|--------------|----|-------|
| Hatchery Brown Trout >=200mm | Sep 13, 1996 | 15 | 15-15 |
| | Oct 03, 1997 | 31 | 31-33 |
| Hatchery Rainbow Trout >=200mm | Oct 03, 1997 | 2 | 2-2 |
| Longnose Dace | Sep 13, 1996 | 7 | 8-10 |
| | Oct 03, 1997 | 7 | 8-13 |
| Rock Bass | Sep 13, 1996 | 2 | 2-2 |
| | Oct 03, 1997 | 2 | 2-2 |
| White Sucker | Sep 13, 1996 | 13 | 14-18 |
| | Oct 03, 1997 | 6 | 4-21 |

Site 1864

| Species/Size | Date | Pop Est. | (95% C.I.) | Stream Classification |
|---------------------|--------------|-----------------|-------------------|------------------------------|
| Brown Trout <200mm | Jul 28, 1993 | 23 | 11-82 | |
| | Sep 04, 1996 | 200 | 185-215 | |
| | Sep 18, 1997 | 77 | 65-93 | |
| Brown Trout >=200mm | Jul 28, 1993 | 17 | 16-21 | BR2 |
| | Sep 04, 1996 | 24 | 24-25 | BR2 |

| | | | | |
|-----------------------------------|--------------|-----|---------|-----|
| Brown Trout >=200mm | Sep 18, 1997 | 67 | 63-74 | BR1 |
| Creek Chub | Jul 28, 1993 | 385 | 342-428 | |
| | Sep 04, 1996 | 96 | 94-100 | |
| | Sep 18, 1997 | 6 | 5-13 | |
| Hatchery Brown Trout >=200mm | Jul 28, 1993 | 19 | 19-21 | |
| | Sep 04, 1996 | 10 | 10-11 | |
| | Sep 18, 1997 | 14 | 14-14 | |
| Hatchery Rainbow Trout >=200mm | Sep 18, 1997 | 1 | 1-2 | |
| Longnose Dace | Jul 28, 1993 | 3 | 3-3 | |
| | Sep 04, 1996 | 18 | 16-25 | |
| | Sep 18, 1997 | 4 | 4-4 | |
| Rock Bass | Jul 28, 1993 | 4 | 4-4 | |
| | Sep 04, 1996 | 2 | 2-4 | |
| | Sep 18, 1997 | 1 | 1-1 | |
| White Sucker | Jul 28, 1993 | 7 | 7-8 | |
| | Sep 04, 1996 | 6 | 6-8 | |

White Sucker

Sep 18, 1997

6

6-7

Site 1885

| Species/Size | Date | Pop Est. | (95% C.I.) | Stream Classification |
|-----------------------------------|--------------|-----------------|-------------------|------------------------------|
| Brown Trout <200mm | Oct 20, 1997 | 25 | 23-31 | |
| Brown Trout >=200mm | Oct 20, 1997 | 87 | 86-90 | BR1 |
| Creek Chub | Oct 20, 1997 | 3 | 3-6 | |
| Golden Shiner | Oct 20, 1997 | 2 | 2-4 | |
| Hatchery Brown Trout >=200mm | Oct 20, 1997 | 37 | 37-39 | |
| Hatchery Rainbow Trout >=200mm | Oct 20, 1997 | 14 | 9-35 | |
| Largemouth Bass | Oct 20, 1997 | 7 | 7-9 | |
| Longnose Dace | Oct 20, 1997 | 1 | 1-4 | |
| Rock Bass | Oct 20, 1997 | 24 | 18-40 | |
| White Sucker | Oct 20, 1997 | 62 | 61-65 | |
| Yellow Perch | Oct 20, 1997 | 1 | 1-5 | |

Site 1895

| Species/Size | Date | Pop Est. | (95% C.I.) | Stream Classification |
|---------------------|--------------|-----------------|-------------------|------------------------------|
| Brown Trout <200mm | Oct 16, 1997 | 38 | 34-46 | |

| | | | | |
|-----------------------------------|--------------|-----|---------|-----|
| Brown Trout >=200mm | Oct 16, 1997 | 119 | 116-124 | BR1 |
| Hatchery Brown Trout >=200mm | Oct 16, 1997 | 20 | 20-22 | |
| Hatchery Rainbow Trout >=200mm | Oct 16, 1997 | 12 | 12-12 | |
| Largemouth Bass | Oct 16, 1997 | 33 | 31-38 | |
| Northern Pike | Oct 16, 1997 | 1 | 1-2 | |
| Rock Bass | Oct 16, 1997 | 12 | 10-20 | |
| White Sucker | Oct 16, 1997 | 10 | 10-10 | |
| Yellow Perch | Oct 16, 1997 | 1 | 1-2 | |

Site 1969

| Species/Size | Date | Pop Est. | (95% C.I.) | Stream Classification |
|---------------------------------|--------------|-----------------|-------------------|------------------------------|
| Brook Trout <200mm | Oct 20, 1997 | 3 | 3-5 | |
| Brook Trout >=200mm | Oct 20, 1997 | 2 | 2-2 | BK3 |
| Brown Trout <200mm | Oct 20, 1997 | 2 | 2-2 | |
| Brown Trout >=200mm | Oct 20, 1997 | 1 | 1-1 | BR3 |
| Creek Chub | Oct 20, 1997 | 49 | 45-56 | |
| Hatchery Brown Trout >=200mm | Oct 20, 1997 | 10 | 10-10 | |

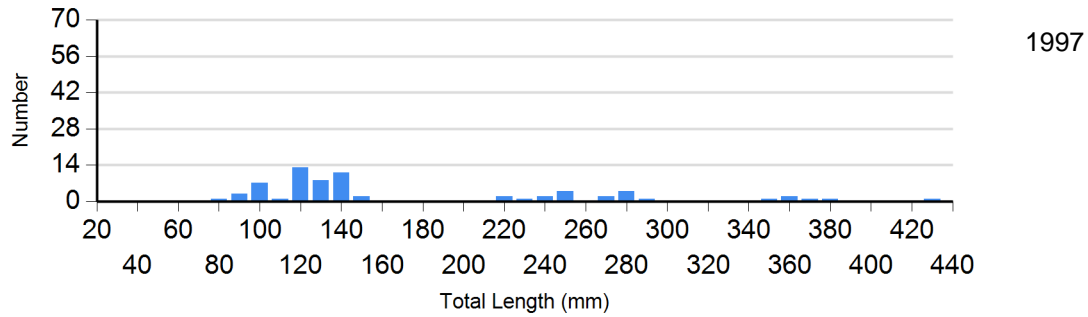
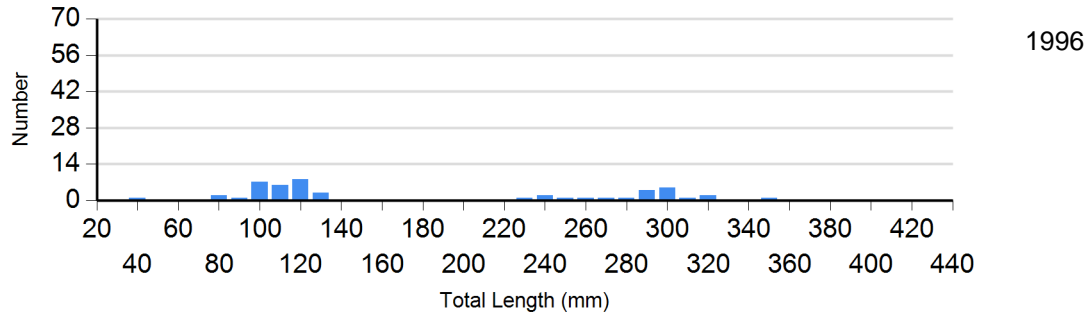
| | | | |
|-----------------------------------|--------------|-----|---------|
| Hatchery Rainbow Trout >=200mm | Oct 20, 1997 | 5 | 5-5 |
| Largemouth Bass | Oct 20, 1997 | 1 | 1-2 |
| Longnose Dace | Oct 20, 1997 | 290 | 253-327 |
| Mountain Sucker | Oct 20, 1997 | 12 | 12-13 |
| White Sucker | Oct 20, 1997 | 13 | 13-14 |

Length Frequency Distribution

Length frequency histogram of species sampled by year.

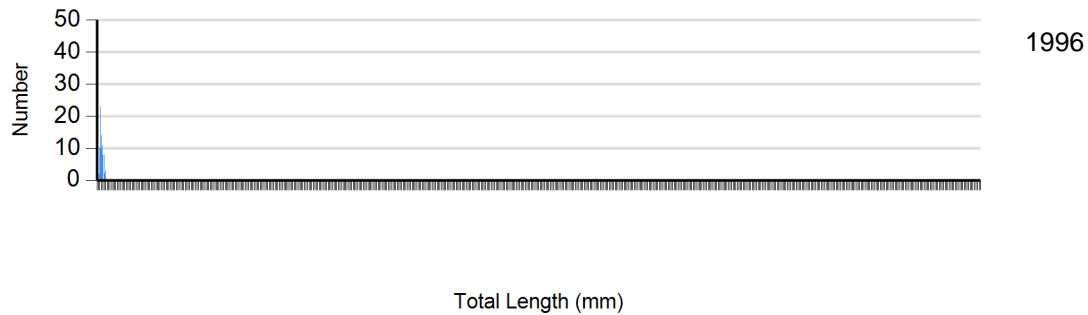
Site: 1840

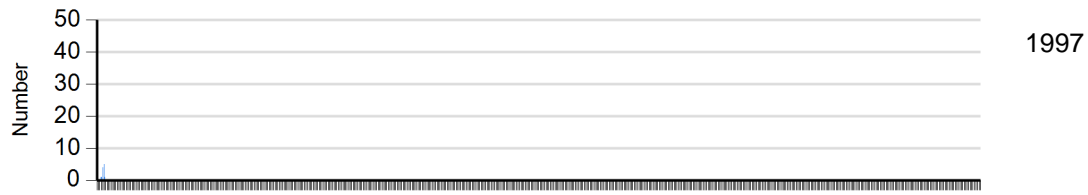
Species: Brown Trout



Site: 1840

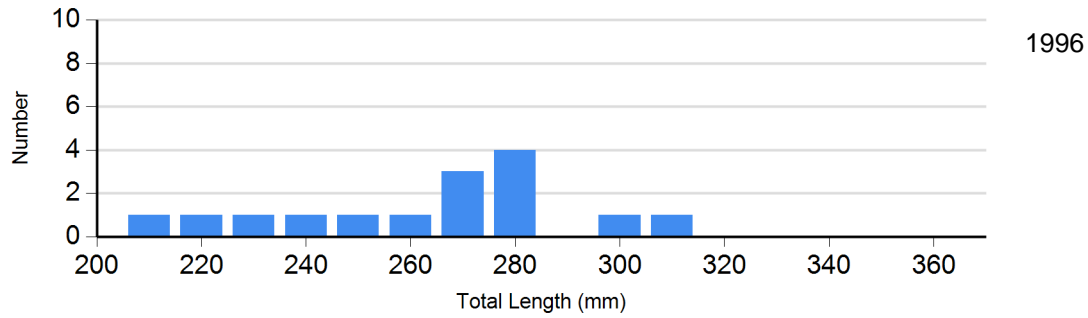
Species: Creek Chub



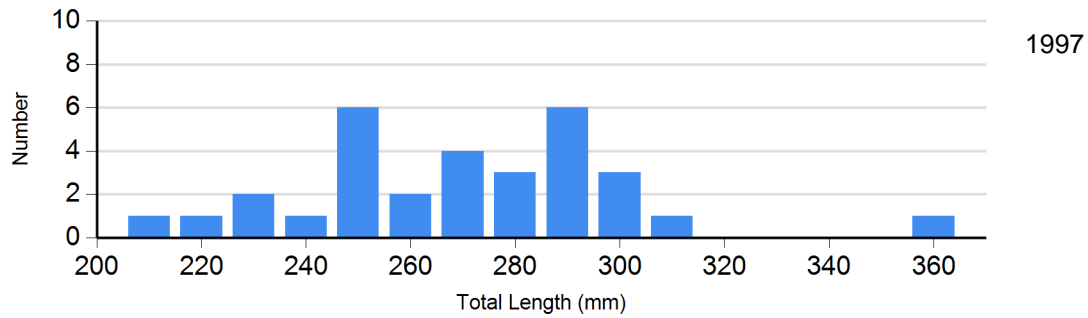


Total Length (mm)

Site: 1840
Species: Hatchery Brown Trout

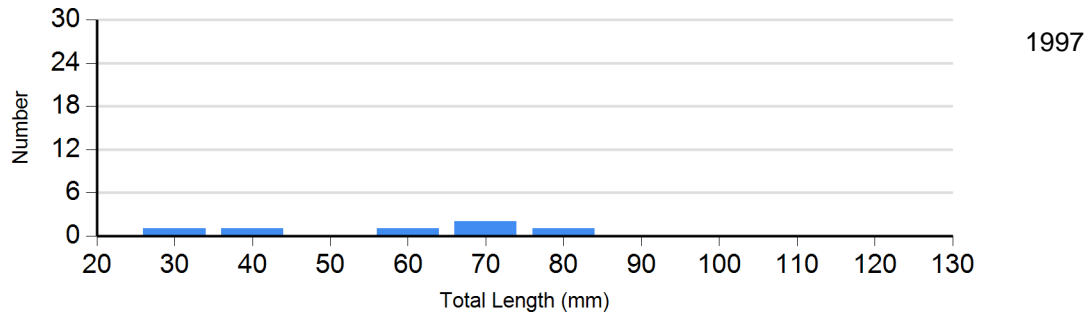
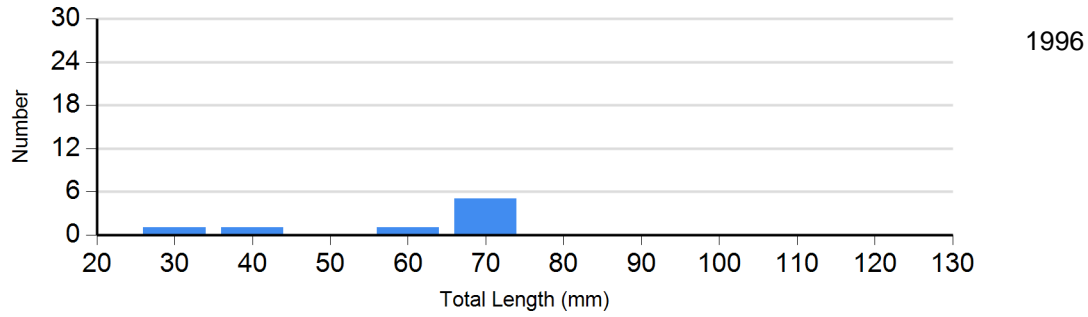


Total Length (mm)

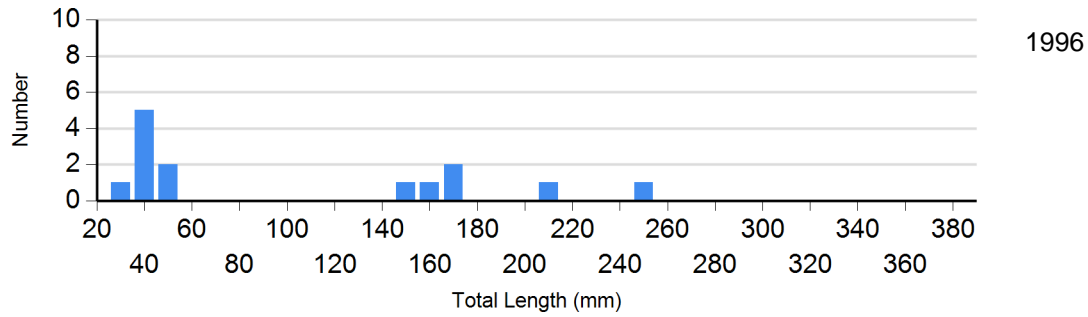


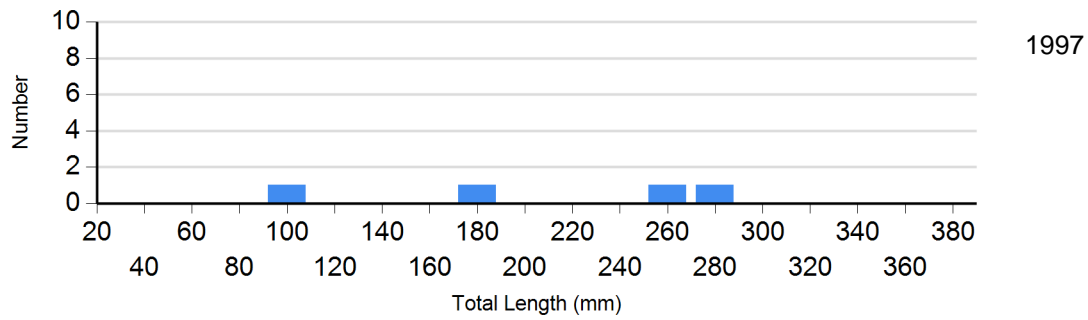
Total Length (mm)

Site: 1840
Species: Longnose Dace

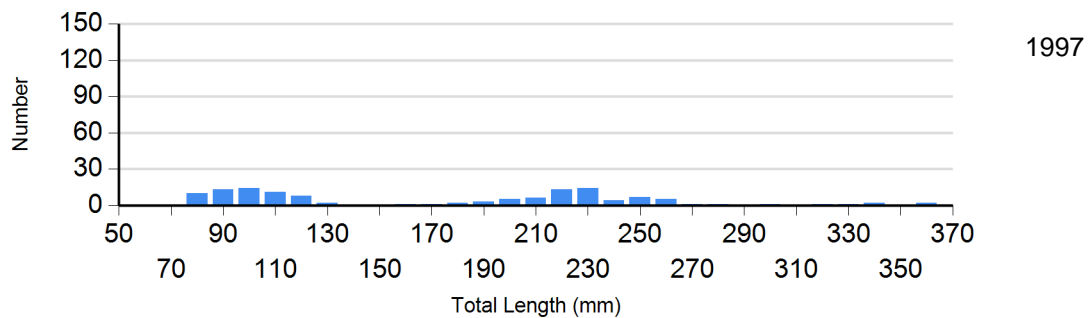
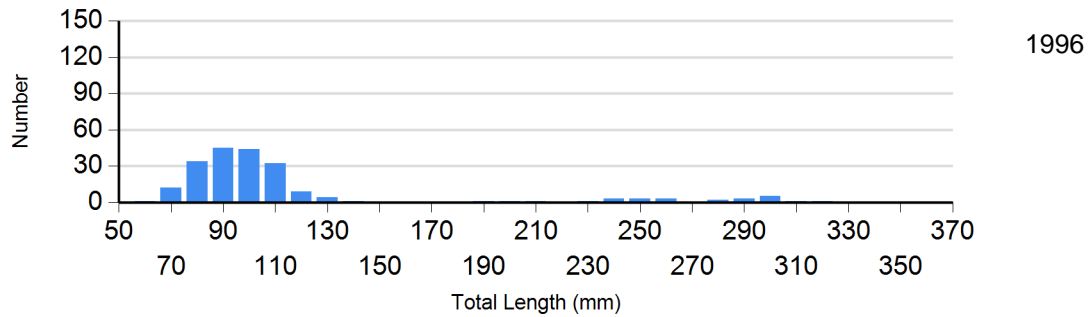
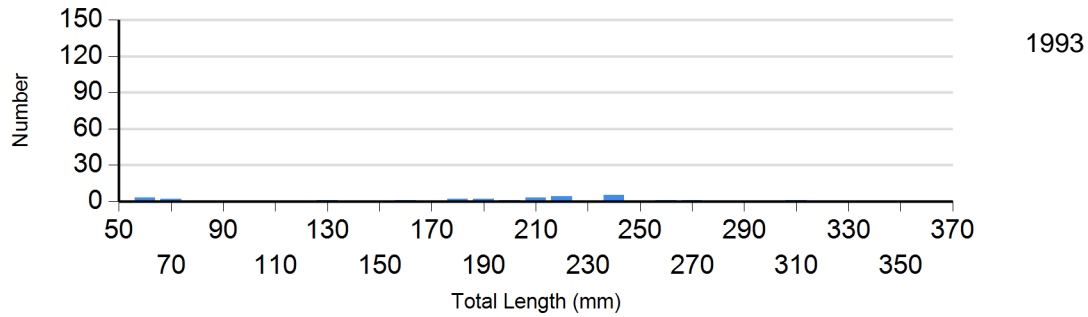


Site: 1840
Species: White Sucker

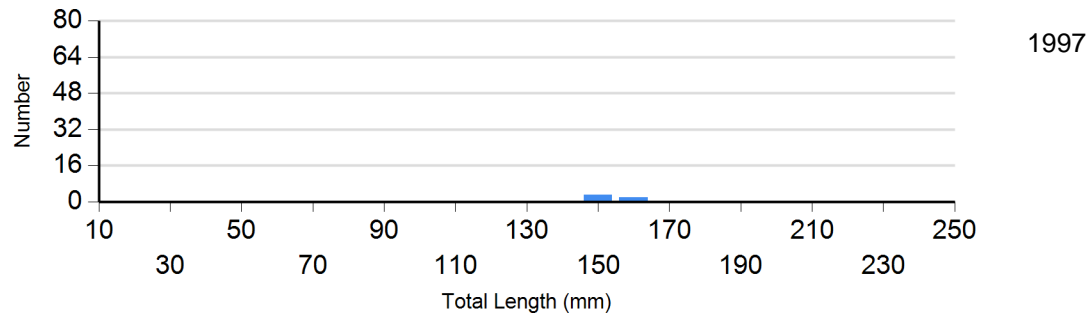
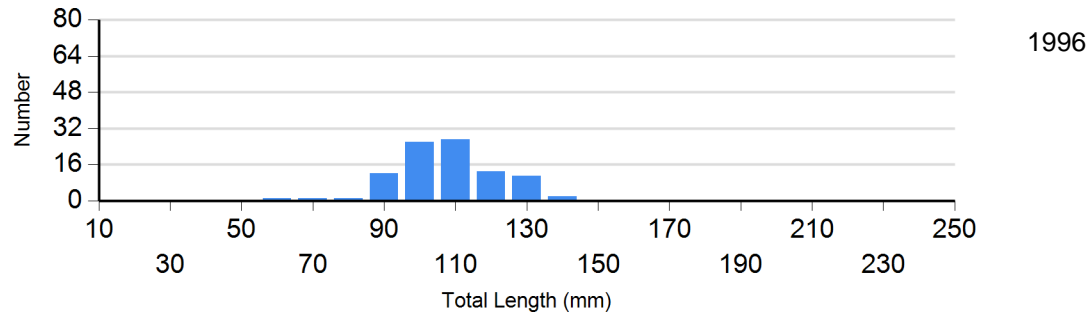
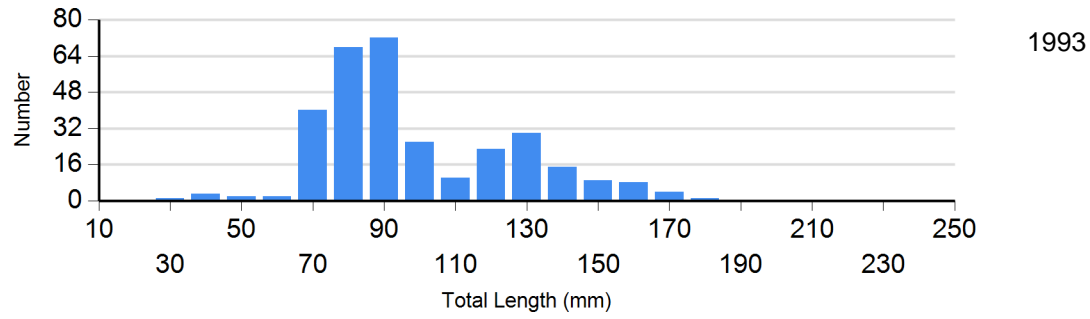




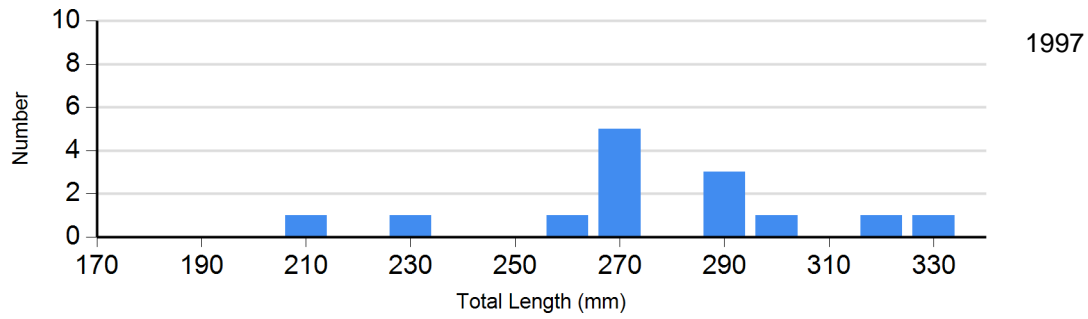
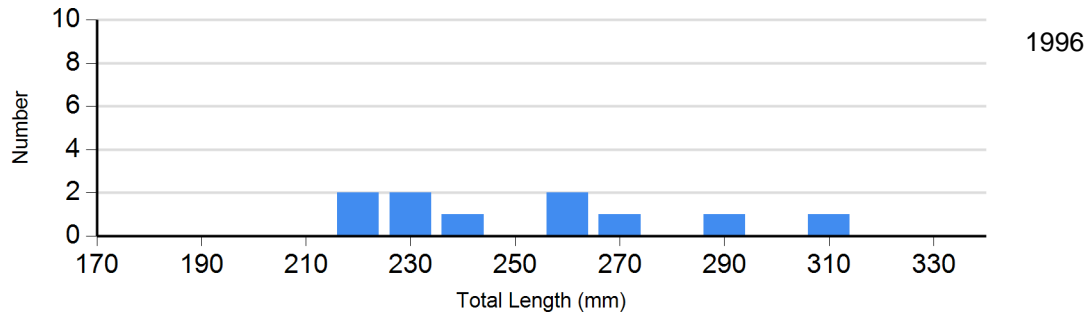
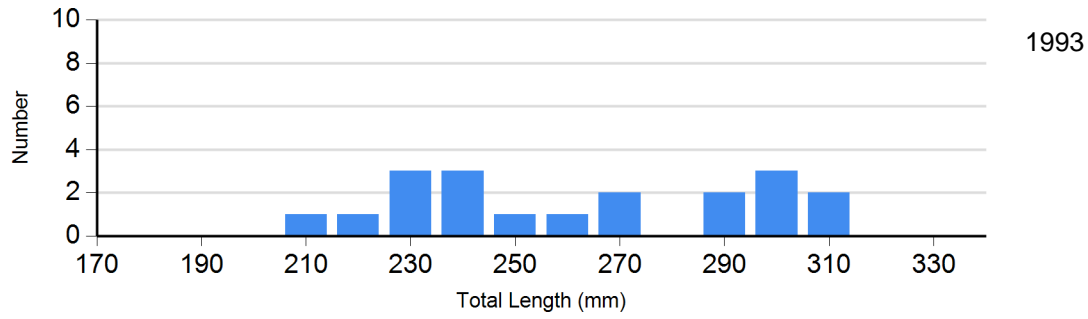
Site: 1864
Species: Brown Trout



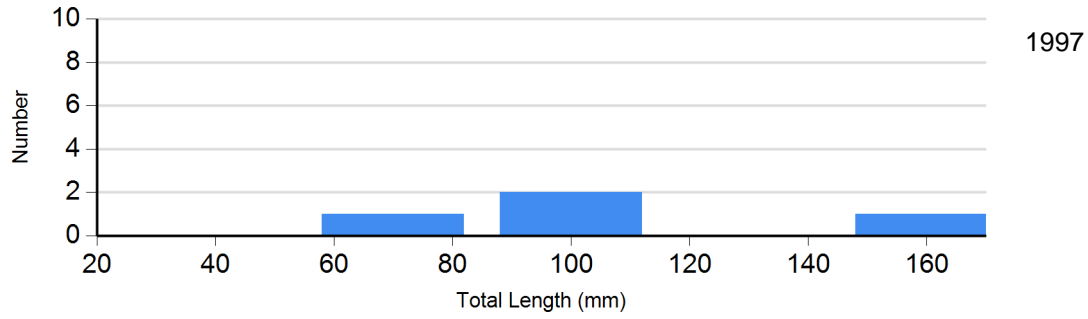
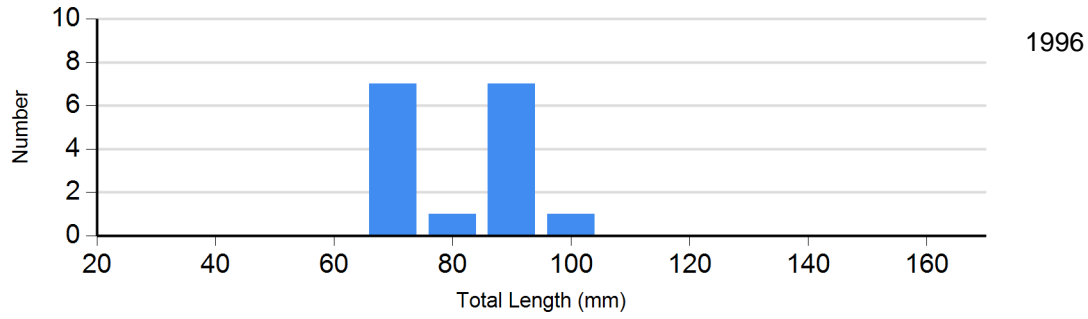
Site: 1864
Species: Creek Chub



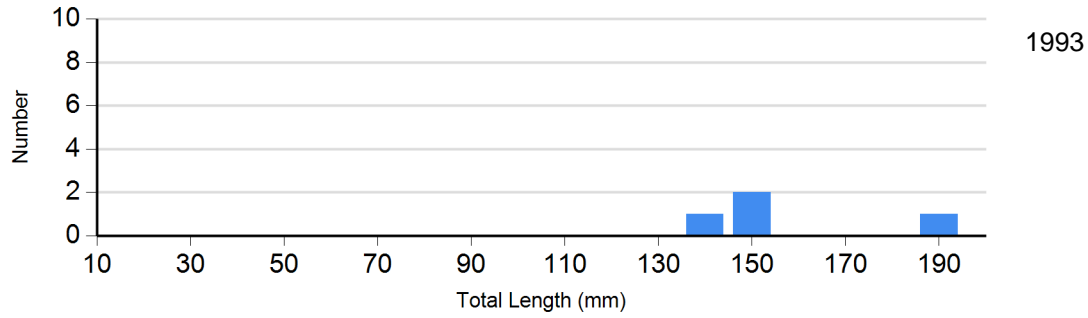
Site: 1864
Species: Hatchery Brown Trout



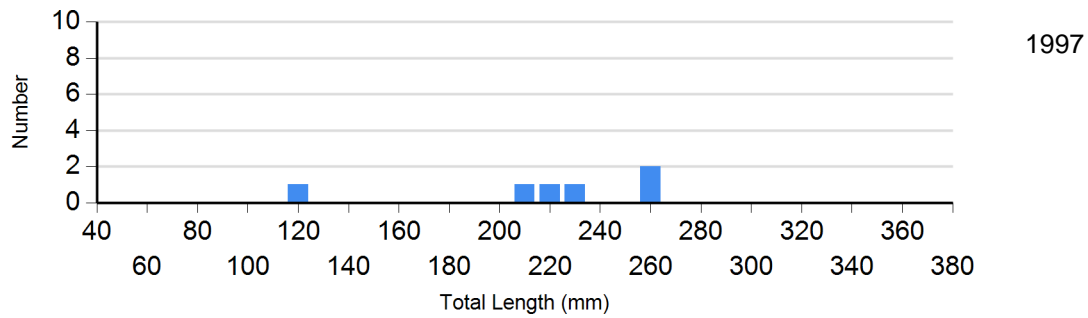
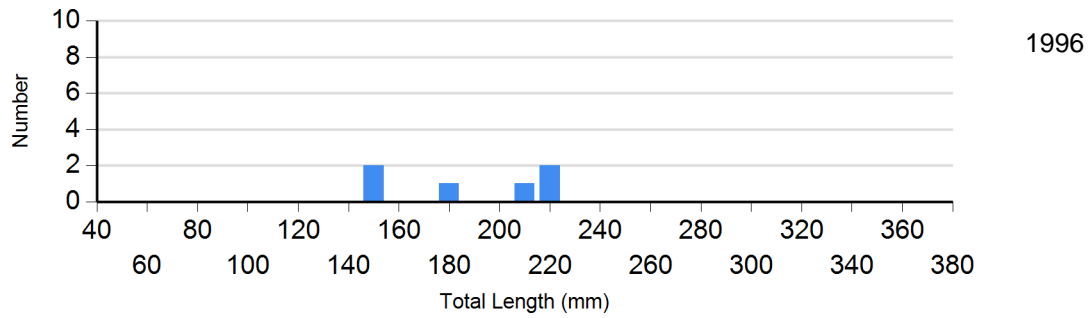
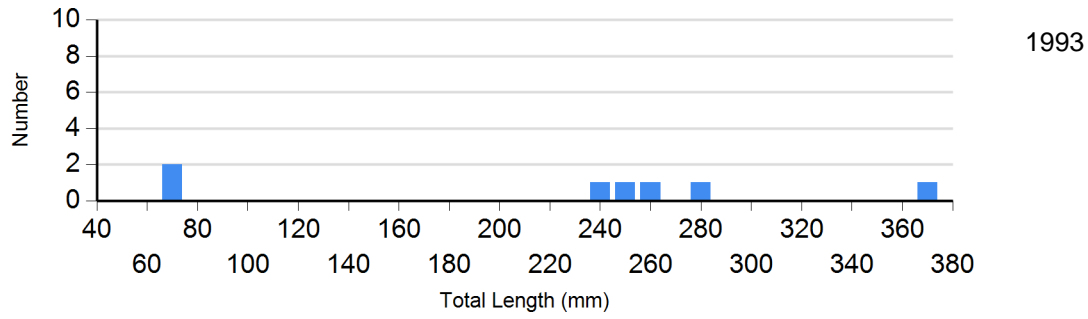
Site: 1864
Species: Longnose Dace



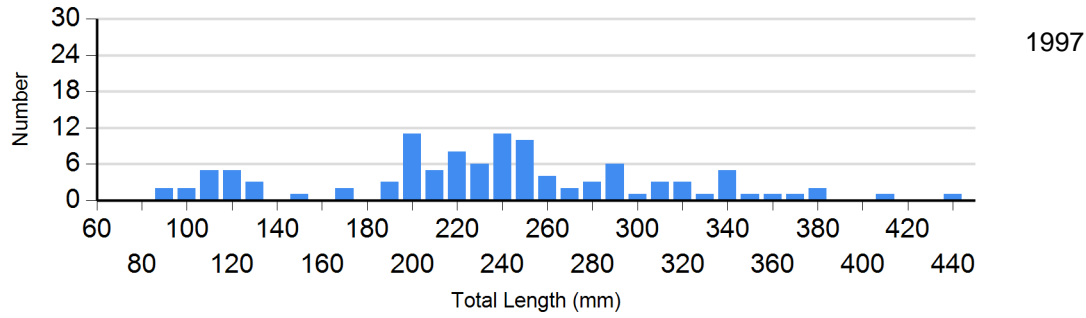
Site: 1864
Species: Rock Bass



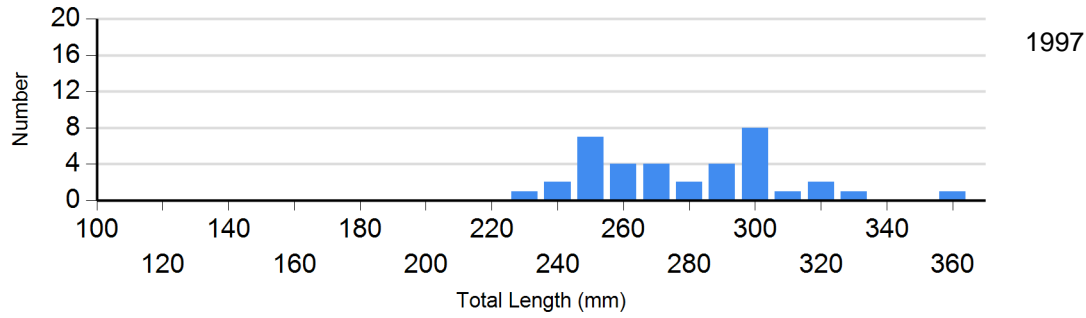
Site: 1864
Species: White Sucker



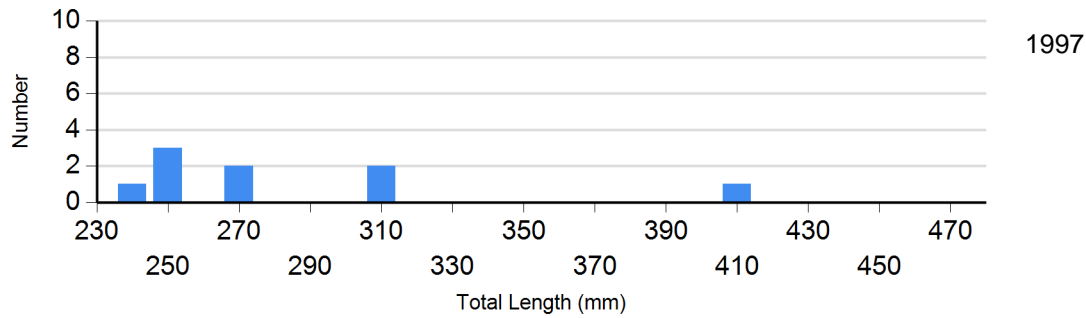
Site: 1885
Species: Brown Trout



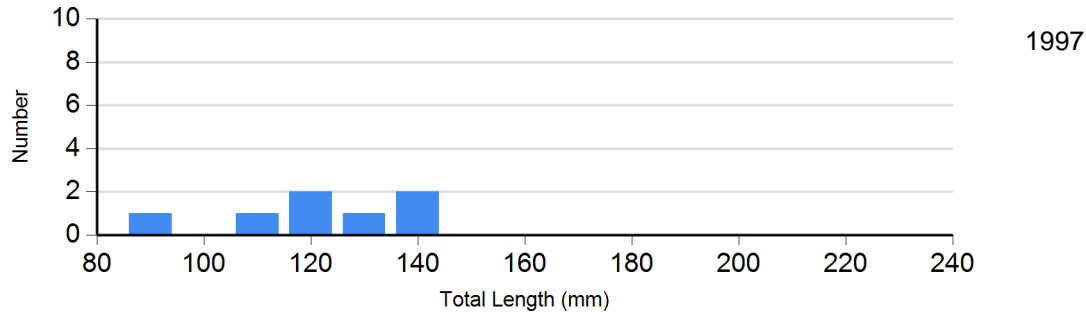
Site: 1885
Species: Hatchery Brown Trout



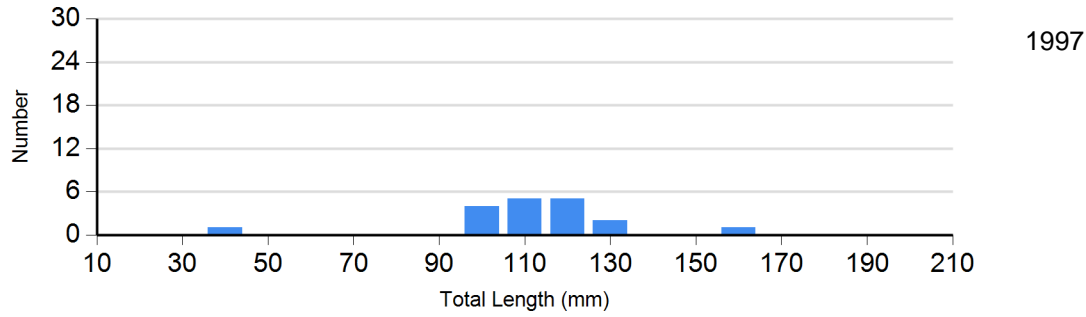
Site: 1885
Species: Hatchery Rainbow Trout



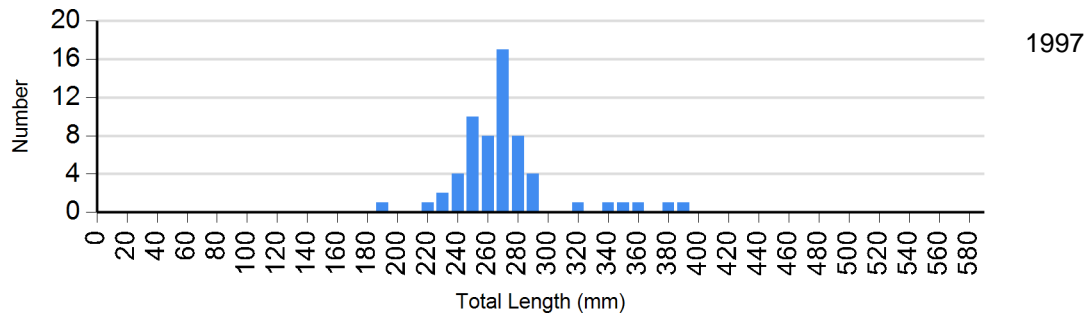
Site: 1885
Species: Largemouth Bass



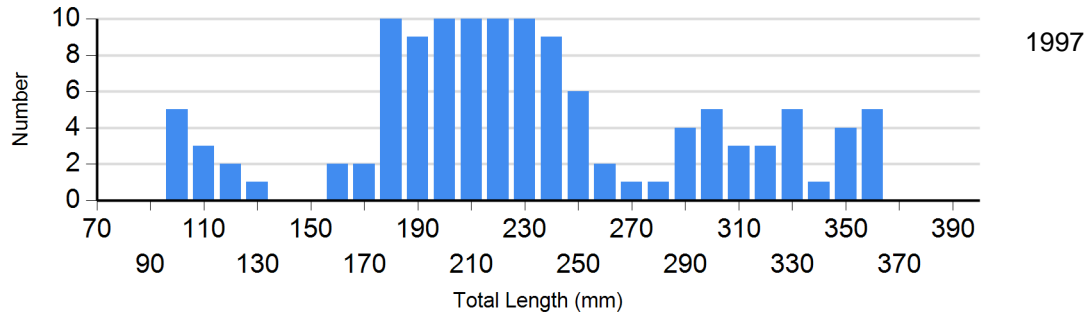
Site: 1885
Species: Rock Bass



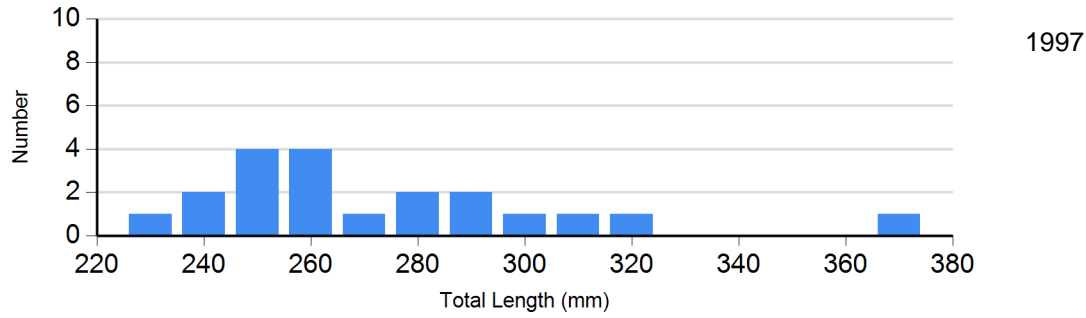
Site: 1885
Species: White Sucker



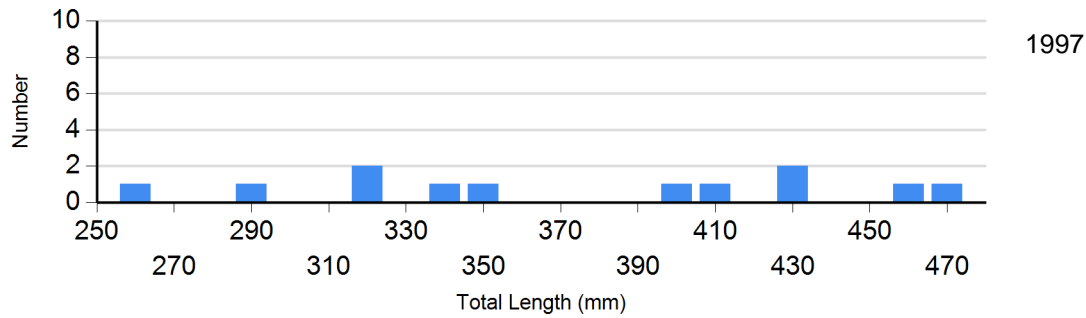
Site: 1895
Species: Brown Trout



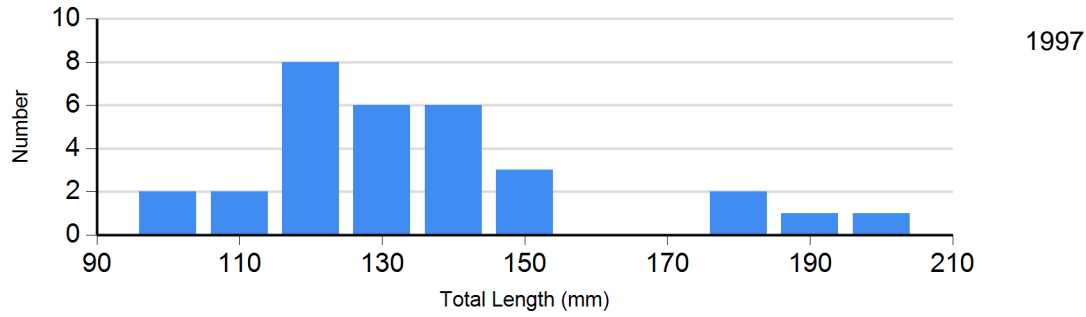
Site: 1895
Species: Hatchery Brown Trout



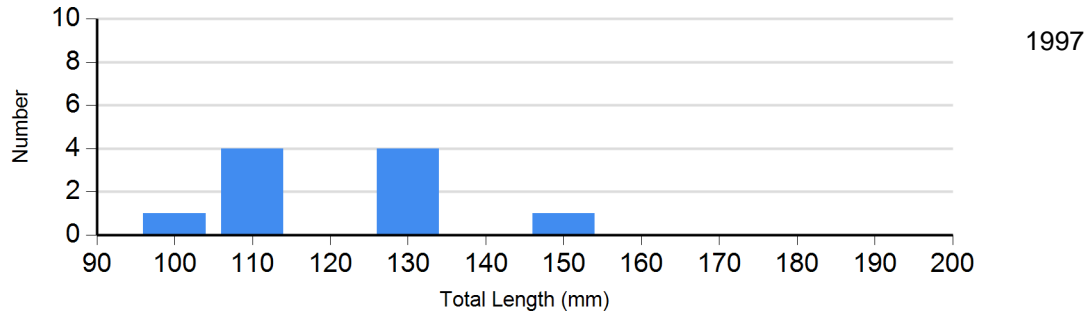
Site: 1895
Species: Hatchery Rainbow Trout



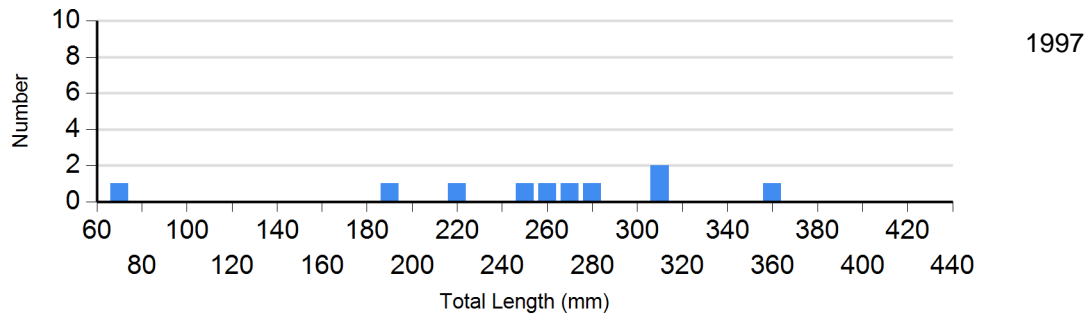
Site: 1895
Species: Largemouth Bass



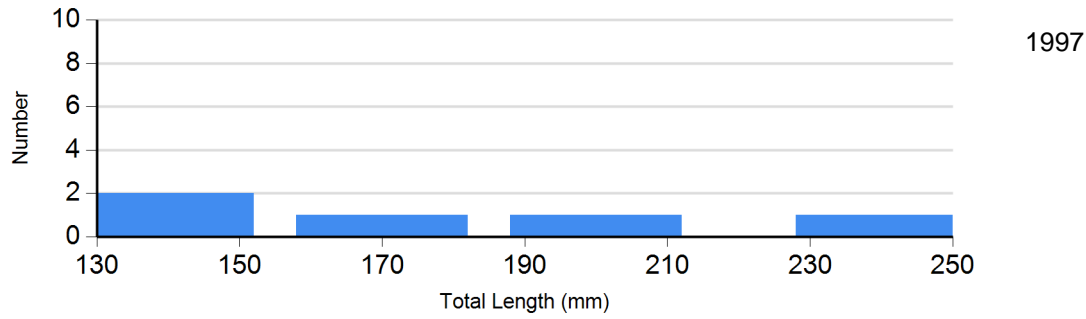
Site: 1895
Species: Rock Bass



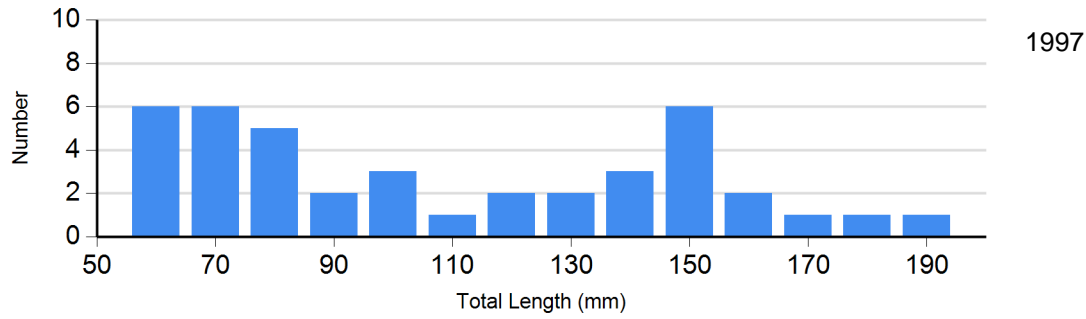
Site: 1895
Species: White Sucker



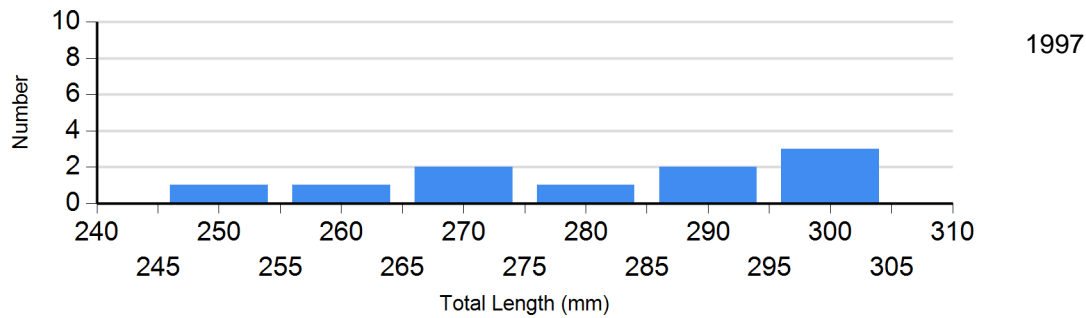
Site: 1969
Species: Brook Trout



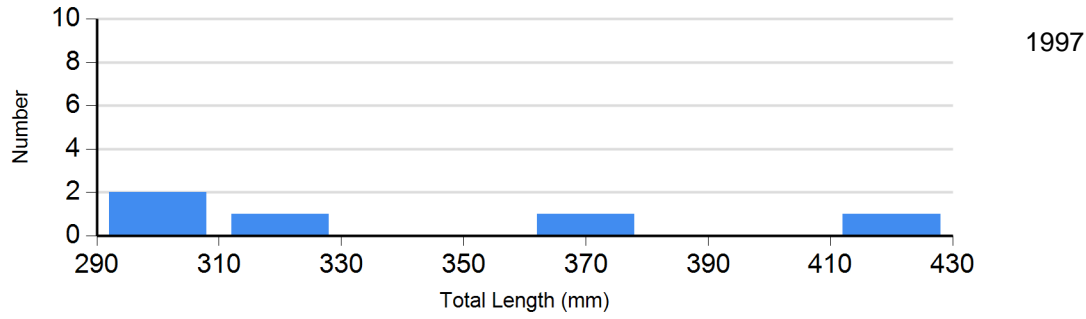
Site: 1969
Species: Creek Chub



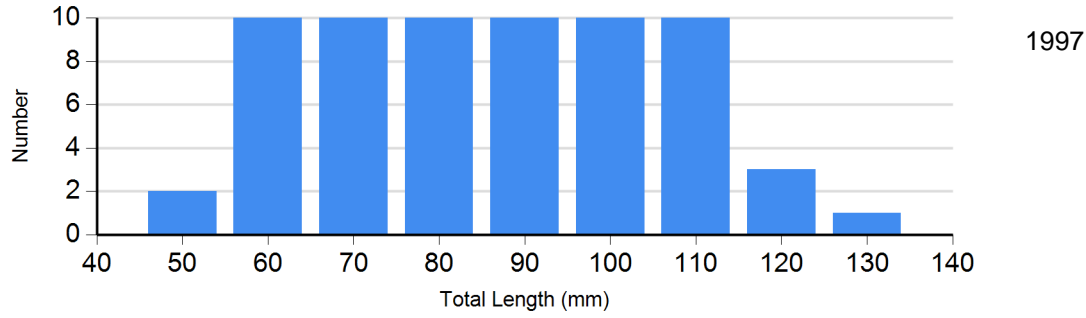
Site: 1969
Species: Hatchery Brown Trout



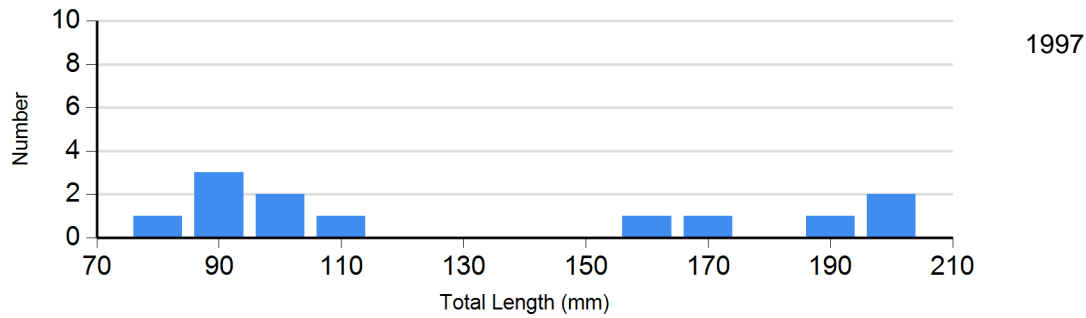
Site: 1969
Species: Hatchery Rainbow Trout



Site: 1969
Species: Longnose Dace



Site: 1969
Species: Mountain Sucker



Site: 1969
Species: White Sucker

