

**SOUTH DAKOTA BLACK HILLS COLD STREAM SURVEY**  
**Strawberry Creek, Lawrence County**  
**09-0034-00**  
**2010**

Stream sites are classified based on the estimates of adult trout over eight inches that exist within the site. Estimates are derived from 3-pass backpack electrofishing surveys at 100-meter sites within streams. While all fish in the site are collected and measured, only trout species are used for classifications. Sites are numbered in accordance for the distance (m) from the stream confluence of a higher order stream/river.

Based on number of trout in excess of eight inches	
<b>Class BR1</b>	Number of wild Brown Trout exceeds 150 per acre
<b>Class BR2</b>	Number of wild Brook Trout ranges from 25 to 150 per acre
<b>Class BR3</b>	Number of wild Brown Trout is less than 25 per acre
<b>Class BK1</b>	Number of wild Brook Trout exceeds 150 per acre
<b>Class BK2</b>	Number of wild Brook Trout ranges from 25 to 150 per acre
<b>Class BK3</b>	Number of wild Brook Trout is less than 25 per acre
<b>Class RB1</b>	Number of wild Rainbow Trout exceeds 25 per acre
<b>Class RB2</b>	Number of wild Rainbow Trout is less than 25 per acre

Table 2. Species composition and population estimates on Strawberry Creek, 2000-2010

**Site 1**

Species/Size	Date	Pop Est.	(95% C.I.)	Stream Classification
Brook Trout <200mm	Sep 14, 2000	99	97-103	
	Oct 23, 2001	119	59-234	
	Sep 10, 2002	112	112-114	
	Sep 17, 2003	118	118-118	
	Sep 09, 2004	88	86-92	

Brook Trout <200mm	Sep 11, 2007	102	96-110	
Brook Trout >=200mm	Sep 14, 2000	1	1-2	BK3
	Oct 23, 2001	1	1-1	BK3
Longnose Dace	Sep 14, 2000	42	40-47	
	Oct 23, 2001	8	6-19	
	Sep 10, 2002	8	8-9	
	Sep 17, 2003	18	18-18	
	Sep 09, 2004	29	24-40	

---

**Site 6**

---

<b>Species/Size</b>	<b>Date</b>	<b>Pop Est.</b>	<b>(95% C.I.)</b>	<b>Stream Classification</b>
Brook Trout <200mm	Sep 20, 2000	8	8-10	
	Oct 23, 2001	4	4-4	
	Sep 10, 2002	7	7-7	
	Sep 17, 2003	15	15-15	
	Sep 10, 2004	2	2-2	
	Sep 12, 2007	18	18-18	

---

Brook Trout >=200mm

Sep 20, 2000

1

1-1

BK3

Oct 23, 2001

1

1-1

BK2

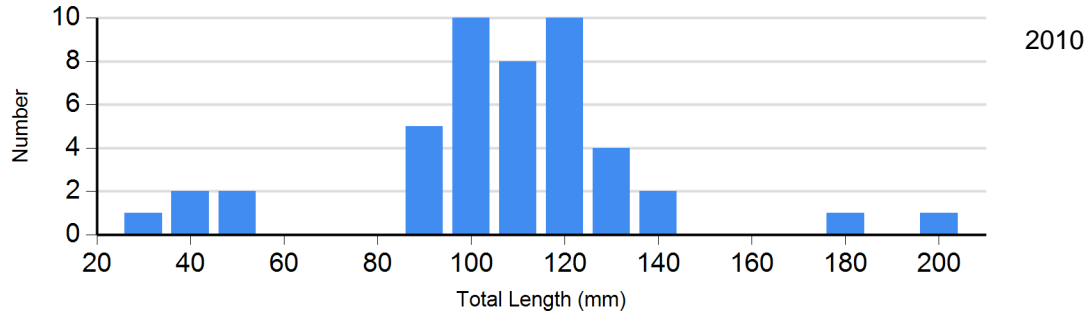
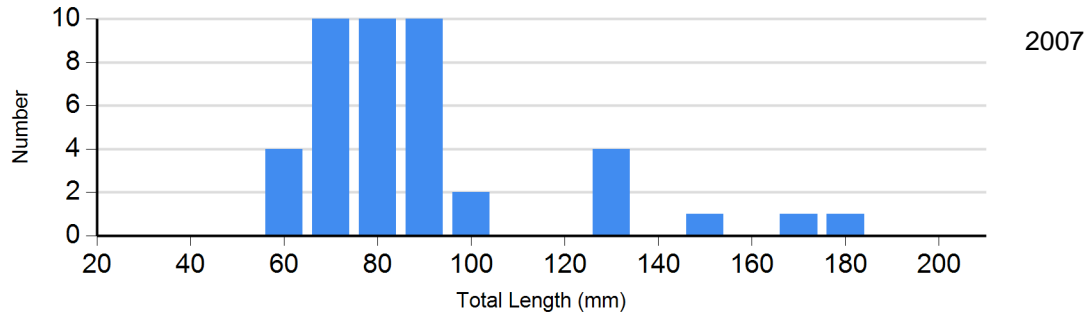
---

## Length Frequency Distribution

Length frequency histogram of species sampled by year.

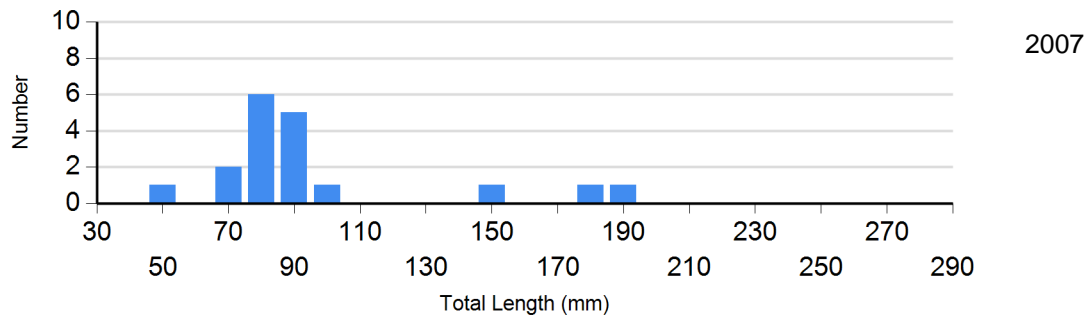
**Site: 1**

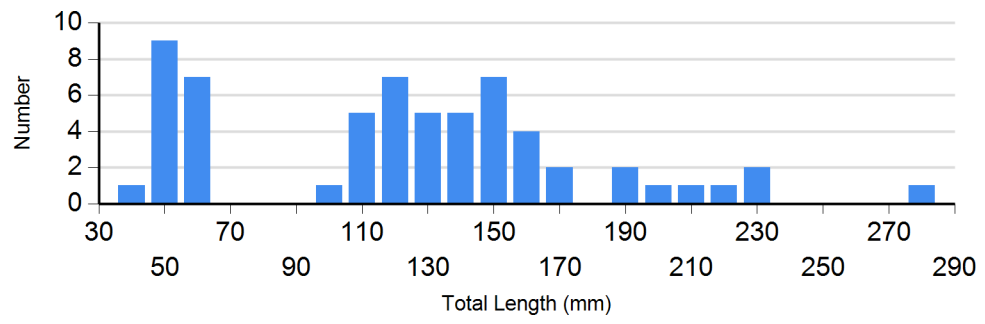
**Species:** Brook Trout



**Site: 6**

**Species:** Brook Trout





2010