

SOUTH DAKOTA BLACK HILLS COLD STREAM SURVEY
Whitewood Creek, Lawrence County
09-0056-00
1997

Table 1. Population and Biomass Estimates for Whitewood Creek

Site Number: 558	Date Sampled: 10/10/1997	Conductivity (umhos/cm): 982
Site Midpoint (Latitude, Longitude): 44.38550441, -103.71870274	Site Length (m): 100	pH: 8.0
Survey Completed by: South Dakota Game, Fish and Parks	Mean Width (m): 6.5	Water Temperature (C): 9.0
Stream Classification: BK0, BR1	Number of Pass: 3	Voltage: 150

Species	Size Class	Total Number Captured	Est. # in site	Upper 95% CI	Lower 95% CI	# per Hectacre	Kg per Hectacre	# per Km	# per Acre	lb. per Acre	# per Mile	Mean Length (mm)	Mean Weight (grams)
Brook Trout	<200mm	1	1	1	1	15	1	10	6	0.75	16	187.0	55.0
Brook Trout	All	1	1	1	1	15	1	10	6	0.75	16	187.0	55.0
Brown Trout	<200mm	73	77	83	73	1177	65	770	477	57.78	1239	172.7	55.0
Brown Trout	>=200mm	57	58	61	57	887	107	580	359	95.20	933	228.8	120.2
Brown Trout	All	130	135	142	130	2064	173	1350	836	154.04	2172	197.3	83.6
Hatchery Brown Trout	>=200mm	28	28	29	28	428	75	280	173	66.86	451	265.9	174.9
Hatchery Brown Trout	All	28	28	29	28	428	75	280	173	66.86	451	265.9	174.9
Longnose Dace	All	11	10	13	11	153	1	100	62	0.55	161	67.1	4.0
Mountain Sucker	All	14	20	40	14	306	9	200	124	7.76	322	133.1	28.4

Site Number: 588	Date Sampled: 10/10/1997	Conductivity (umhos/cm): 854
Site Midpoint (Latitude, Longitude): 44.36654564, -103.73424434	Site Length (m): 100	pH: 8.1
Survey Completed by: South Dakota Game, Fish and Parks	Mean Width (m): 5.1	Water Temperature (C): 11.0
Stream Classification: BK2, BR1	Number of Pass: 3	Voltage: 100

Species	Size Class	Total Number Captured	Est. # in site	Upper 95% CI	Lower 95% CI	# per Hectacre	Kg per Hectacre	# per Km	# per Acre	lb. per Acre	# per Mile	Mean Length (mm)	Mean Weight (grams)
Brook Trout	<200mm	7	24	190	7	469	16	240	190	13.99	386	154.6	33.4
Brook Trout	>=200mm	4	4	4	4	78	13	40	32	12.02	64	272.3	172.3
Brook Trout	All	11	12	17	11	234	20	120	95	17.56	193	197.4	83.9
Brown Trout	<200mm	22	82	432	22	1602	44	820	649	39.39	1319	130.3	27.5
Brown Trout	>=200mm	57	64	75	57	1250	152	640	506	135.95	1030	227.1	121.8
Brown Trout	All	79	101	128	79	1973	189	1010	799	168.31	1625	200.2	95.6
Hatchery Brown Trout	>=200mm	2	2	3	2	39	8	20	16	7.55	32	271.5	216.5
Hatchery Brown Trout	All	2	2	3	2	39	8	20	16	7.55	32	271.5	216.5

Site Number: 599

Site Midpoint (Latitude, Longitude): 44.36363265, -103.73830179

Survey Completed by: OEA Research Inc.

Stream Classification: BK3, BR1

Date Sampled: 09/22/1997

Site Length (m): 100

Mean Width (m): 5.3

Number of Pass: 3

Conductivity (umhos/cm):

pH:

Water Temperature (C): 12.2

Voltage:

Species	Size Class	Total Number Captured	Est. # in site	Upper 95% CI	Lower 95% CI	# per Hectacre	Kg per Hectacre	# per Km	# per Acre	lb. per Acre	# per Mile	Mean Length (mm)	Mean Weight (grams)
Brook Trout	<200mm	10	10	12	10	187	6	100	76	5.67	161	142.1	33.9
Brook Trout	>=200mm	1	1	2	1	19	2	10	8	1.52	16	203.0	91.0
Brook Trout	All	11	11	13	11	206	8	110	83	7.19	177	147.6	39.1
Brown Trout	<200mm	20	20	22	20	375	19	200	152	17.29	322	151.3	51.7
Brown Trout	>=200mm	54	54	56	54	1011	220	540	410	196.42	869	257.5	217.5
Brown Trout	All	74	75	78	74	1404	243	750	569	216.59	1207	228.8	172.7
Longnose Dace	All	4	4	6	4	75	1	40	30	0.57	64	92.3	8.5
Mountain Sucker	All	4	4	4	4	75	7	40	30	5.84	64	185.8	87.3

Site Number: 599
Site Midpoint (Latitude, Longitude): 44.36363265, -103.73830179
Survey Completed by: OEA Research Inc.
Stream Classification: BK2, BR1

Date Sampled: 12/03/1997
Site Length (m): 100
Mean Width (m): 5.8
Number of Pass: 3
Conductivity (umhos/cm):
pH:
Water Temperature (C): 8.0
Voltage:

Species	Size Class	Total Number Captured	Est. # in site	Upper 95% CI	Lower 95% CI	# per Hectacre	Kg per Hectacre	# per Km	# per Acre	lb. per Acre	# per Mile	Mean Length (mm)	Mean Weight (grams)
Brook Trout	<200mm	37	40	46	37	685	26	400	277	22.83	644	158.1	37.3
Brook Trout	>=200mm	4	4	4	4	68	8	40	28	6.70	64	240.5	109.5
Brook Trout	All	41	44	50	41	753	33	440	305	29.85	708	166.1	44.4
Brown Trout	<200mm	39	43	51	39	736	23	430	298	20.46	692	133.7	31.1
Brown Trout	>=200mm	90	91	94	90	1558	251	910	631	223.84	1464	249.2	160.9
Brown Trout	All	129	133	139	129	2277	277	1330	922	247.38	2140	214.3	121.7

Site Number: 612
Site Midpoint (Latitude, Longitude): 44.35478049, -103.73811696
Survey Completed by: OEA Research Inc.
Stream Classification: BK0, BR2

Date Sampled: 09/22/1997
Site Length (m): 100
Mean Width (m): 5.5
Number of Pass: 3
Conductivity (umhos/cm):
pH:
Water Temperature (C): 8.3
Voltage:

Species	Size Class	Total Number Captured	Est. # in site	Upper 95% CI	Lower 95% CI	# per Hectacre	Kg per Hectacre	# per Km	# per Acre	lb. per Acre	# per Mile	Mean Length (mm)	Mean Weight (grams)
Brook Trout	<200mm	105	106	109	105	1913	48	1060	775	43.00	1706	120.5	25.2
Brook Trout	All	105	106	109	105	1913	48	1060	775	43.00	1706	120.5	25.2
Brown Trout	<200mm	180	183	188	180	3303	69	1830	1338	61.35	2944	110.8	20.8
Brown Trout	>=200mm	18	18	18	18	325	44	180	132	39.65	290	221.1	136.7
Brown Trout	All	200	203	208	200	3664	116	2030	1484	103.53	3266	120.8	31.6
Longnose Dace	All	67	116	195	67	2094	13	1160	848	11.47	1866	80.2	6.1

Site Number: 623
Site Midpoint (Latitude, Longitude): 44.34930091, -103.74750999
Survey Completed by: OEA Research Inc.
Stream Classification: BK0, BR2

Date Sampled: 12/04/1997
Site Length (m): 34
Mean Width (m): 4.6
Number of Pass: 1
Conductivity (umhos/cm):
pH:
Water Temperature (C): 0.0
Voltage:

Species	Size Class	Total Number Captured	Est. # in site	Upper 95% CI	Lower 95% CI	# per Hectacre	Kg per Hectacre	# per Km	# per Acre	lb. per Acre	# per Mile	Mean Length (mm)	Mean Weight (grams)
Brook Trout	<200mm	15	15	15	15	326	9	441	132	8.31	710	139.3	28.5
Brook Trout	All	15	15	15	15	326	9	441	132	8.31	710	139.3	28.5
Brown Trout	<200mm	3	3	3	3	65	2	88	26	1.79	142	131.7	30.7
Brown Trout	>=200mm	4	4	4	4	87	11	118	35	10.11	189	238.8	130.3
Brown Trout	All	7	7	7	7	152	13	206	62	11.90	331	192.9	87.6

Site Number: 625
Site Midpoint (Latitude, Longitude): 44.34842796, -103.74949926
Survey Completed by: OEA Research Inc.
Stream Classification: BK0, BR3

Date Sampled: 12/03/1997
Site Length (m): 25
Mean Width (m): 3.7
Number of Pass: 1
Conductivity (umhos/cm):
pH:
Water Temperature (C): 0.0
Voltage:

Species	Size Class	Total Number Captured	Est. # in site	Upper 95% CI	Lower 95% CI	# per Hectacre	Kg per Hectacre	# per Km	# per Acre	lb. per Acre	# per Mile	Mean Length (mm)	Mean Weight (grams)
Brook Trout	<200mm	10	10	10	10	267	3	400	108	2.77	644	103.1	11.6
Brook Trout	All	10	10	10	10	267	3	400	108	2.77	644	103.1	11.6
Brown Trout	<200mm	19	19	19	19	508	7	760	206	5.83	1223	102.7	12.8
Brown Trout	>=200mm	2	2	2	2	53	5	80	22	4.80	129	215.5	100.5
Brown Trout	All	21	21	21	21	561	12	840	227	10.62	1352	113.5	21.2
Longnose Dace	All	3	3	3	3	80	0	120	32	0.33	193	76.7	4.7

Site Number: 628
Site Midpoint (Latitude, Longitude): 44.34916370, -103.75287279
Survey Completed by: OEA Research Inc.
Stream Classification: BK3, BR2

Date Sampled: 12/04/1997
Site Length (m): 27
Mean Width (m): 4.0
Number of Pass: 1

Conductivity (umhos/cm):
pH:
Water Temperature (C): 0.0
Voltage:

Species	Size Class	Total Number Captured	Est. # in site	Upper 95% CI	Lower 95% CI	# per Hectacre	Kg per Hectacre	# per Km	# per Acre	lb. per Acre	# per Mile	Mean Length (mm)	Mean Weight (grams)
Brook Trout	<200mm	16	16	16	16	397	13	593	161	11.67	953	151.4	32.9
Brook Trout	>=200mm	1	1	1	1	25	2	37	10	1.90	60	204.0	86.0
Brook Trout	All	17	17	17	17	421	15	630	171	13.57	1013	154.5	36.1
Brown Trout	<200mm	15	15	15	15	372	5	556	151	4.69	894	102.4	14.1
Brown Trout	>=200mm	6	6	6	6	149	19	222	60	17.05	358	225.5	128.3
Brown Trout	All	21	21	21	21	521	24	778	211	21.74	1251	137.6	46.8

Site Number: 679
Site Midpoint (Latitude, Longitude): 44.32613292, -103.76630646
Survey Completed by: OEA Research Inc.
Stream Classification: BK1, BR0

Date Sampled: 09/23/1997
Site Length (m): 100
Mean Width (m): 4.6
Number of Pass: 3

Conductivity (umhos/cm):
pH:
Water Temperature (C): 9.4
Voltage:

Species	Size Class	Total Number Captured	Est. # in site	Upper 95% CI	Lower 95% CI	# per Hectacre	Kg per Hectacre	# per Km	# per Acre	lb. per Acre	# per Mile	Mean Length (mm)	Mean Weight (grams)
Brook Trout	<200mm	386	425	448	402	9159	157	4250	3710	140.11	6838	112.7	17.1
Brook Trout	>=200mm	23	23	25	23	496	57	230	201	50.88	370	224.0	115.0
Brook Trout	All	409	447	469	425	9634	218	4470	3902	194.68	7192	119.0	22.6
Brown Trout	<200mm	24	24	25	24	517	23	240	209	20.17	386	152.8	43.7
Brown Trout	All	24	24	25	24	517	23	240	209	20.17	386	152.8	43.7
Longnose Dace	All	1	1	2	1	22	0	10	9	0.04	16	58.0	2.0

Site Number: 690
Site Midpoint (Latitude, Longitude): 44.31971358, -103.76779760
Survey Completed by: OEA Research Inc.
Stream Classification: BK2, BR3

Date Sampled: 09/23/1997
Site Length (m): 50
Mean Width (m): 3.9
Number of Pass: 3

Conductivity (umhos/cm):
pH:
Water Temperature (C): 10.6
Voltage:

Species	Size Class	Total Number Captured	Est. # in site	Upper 95% CI	Lower 95% CI	# per Hectacre	Kg per Hectacre	# per Km	# per Acre	lb. per Acre	# per Mile	Mean Length (mm)	Mean Weight (grams)
Brook Trout	<200mm	78	117	169	78	3026	48	2340	1225	43.16	3765	111.8	16.0
Brook Trout	>=200mm	3	3	5	3	78	9	60	31	7.99	97	221.0	115.3
Brook Trout	All	81	124	181	81	3207	63	2480	1299	56.28	3990	115.9	19.7
Brown Trout	<200mm	13	13	14	13	336	15	260	136	13.30	418	157.2	44.3
Brown Trout	>=200mm	2	2	2	2	52	14	40	21	12.86	64	287.5	278.5
Brown Trout	All	15	15	16	15	388	29	300	157	26.16	483	174.6	75.5
Longnose Dace	All	1	1	5	1	26	0	20	10	0.37	32	103.0	16.0

Stream sites are classified based on the estimates of adult trout over eight inches that exist within the site. Estimates are derived from 3-pass backpack electrofishing surveys at 100-meter sites within streams. While all fish in the site are collected and measured, only trout species are used for classifications. Sites are numbered in accordance for the distance (m) from the stream confluence of a higher order stream/river.

Based on number of trout in excess of eight inches	
Class BR1	Number of wild Brown Trout exceeds 150 per acre
Class BR2	Number of wild Brook Trout ranges from 25 to 150 per acre
Class BR3	Number of wild Brown Trout is less than 25 per acre
Class BK1	Number of wild Brook Trout exceeds 150 per acre
Class BK2	Number of wild Brook Trout ranges from 25 to 150 per acre
Class BK3	Number of wild Brook Trout is less than 25 per acre
Class RB1	Number of wild Rainbow Trout exceeds 25 per acre
Class RB2	Number of wild Rainbow Trout is less than 25 per acre

Table 2. Species composition and population estimates on Whitewood Creek, 1987-1997

Site 558

Species/Size	Date	Pop Est.	(95% C.I.)	Stream Classification
Brook Trout <200mm	Sep 27, 1994	1	1-2	
	Sep 23, 1996	1	1-2	
	Oct 10, 1997	1	1-1	
Brown Trout <200mm	Oct 03, 1992	102	60-173	
	Sep 14, 1993	43	41-48	
	Sep 27, 1994	60	52-72	
	Sep 07, 1995	27	25-32	

Brown Trout <200mm	Sep 23, 1996	101	83-122	
	Oct 10, 1997	77	73-83	
Brown Trout >=200mm	Oct 03, 1992	24	24-25	BR1
	Sep 14, 1993	50	50-51	BR1
	Sep 27, 1994	44	44-46	BR1
	Sep 07, 1995	28	28-29	BR1
	Sep 23, 1996	38	38-39	BR1
	Oct 10, 1997	58	57-61	BR1
Hatchery Brown Trout <200mm	Sep 07, 1995	1	1-5	
Hatchery Brown Trout >=200mm	Oct 03, 1992	68	68-69	
	Sep 14, 1993	19	19-20	
	Sep 27, 1994	17	17-18	
	Sep 07, 1995	24	24-25	
	Sep 23, 1996	54	54-55	
	Oct 10, 1997	28	28-29	
Longnose Dace	Oct 03, 1992	36	14-150	

Longnose Dace	Sep 14, 1993	14	14-15
	Sep 27, 1994	33	19-77
	Sep 07, 1995	8	7-14
	Sep 23, 1996	8	8-9
	Oct 10, 1997	10	11-13
Mountain Sucker	Oct 03, 1992	44	36-59
	Sep 14, 1993	15	14-19
	Sep 27, 1994	23	22-27
	Sep 07, 1995	20	17-29
	Sep 23, 1996	19	16-28
	Oct 10, 1997	20	14-40

Site 588

Species/Size	Date	Pop Est.	(95% C.I.)	Stream Classification
Brook Trout <200mm	Sep 27, 1994	2	2-3	
	Oct 10, 1997	24	7-190	
Brook Trout >=200mm	Sep 27, 1994	5	5-6	BK2

Brook Trout >=200mm	Oct 10, 1997	4	4-4	BK2
Brown Trout <200mm	Feb 02, 1993	6	6-7	
	Sep 27, 1994	43	42-46	
	Sep 07, 1995	11	11-13	
	Sep 23, 1996	116	60-221	
	Oct 10, 1997	82	22-432	
Brown Trout >=200mm	Feb 02, 1993	9	9-11	BR2
	Sep 27, 1994	26	26-27	BR1
	Sep 07, 1995	6	6-9	BR2
	Sep 23, 1996	23	23-24	BR1
	Oct 10, 1997	64	57-75	BR1
Hatchery Brown Trout <200mm	Feb 02, 1993	2	2-2	
	Sep 23, 1996	1	1-2	
Hatchery Brown Trout >=200mm	Feb 02, 1993	28	28-30	
	Sep 27, 1994	22	22-23	
	Sep 07, 1995	17	16-21	

Hatchery Brown Trout >=200mm	Sep 23, 1996	18	18-19
	Oct 10, 1997	2	2-3
Longnose Dace	Feb 02, 1993	3	3-4
	Sep 07, 1995	1	1-1
	Sep 23, 1996	7	7-9
Mountain Sucker	Feb 02, 1993	1	1-1
	Sep 27, 1994	4	4-4
	Sep 07, 1995	2	2-3
	Sep 23, 1996	3	3-4

Site 599

Species/Size	Date	Pop Est.	(95% C.I.)	Stream Classification
Brook Trout <200mm	Oct 12, 1994	1	1-1	
	Sep 15, 1995	4	4-5	
	Sep 26, 1996	17	14-27	
	Sep 22, 1997	10	10-12	
	Dec 03, 1997	40	37-46	

Brook Trout >=200mm	Sep 15, 1995	2	2-2	BK3
	Sep 26, 1996	1	1-1	BK3
	Sep 22, 1997	1	1-2	BK3
	Dec 03, 1997	4	4-4	BK2
Brown Trout <200mm	Oct 12, 1994	26	22-36	
	Sep 15, 1995	2	2-3	
	Sep 26, 1996	15	15-17	
	Sep 22, 1997	20	20-22	
	Dec 03, 1997	43	39-51	
Brown Trout >=200mm	Oct 12, 1994	37	37-38	BR1
	Sep 15, 1995	18	18-20	BR1
	Sep 26, 1996	47	47-49	BR1
	Sep 22, 1997	54	54-56	BR1
	Dec 03, 1997	91	90-94	BR1
Longnose Dace	Oct 12, 1994	1	1-2	
	Sep 26, 1996	2	2-4	

Longnose Dace	Sep 22, 1997	4	4-6
Mountain Sucker	Oct 12, 1994	4	4-5
	Sep 15, 1995	1	1-3
	Sep 22, 1997	4	4-4

Site 612

Species/Size	Date	Pop Est.	(95% C.I.)	Stream Classification
Brook Trout <200mm	Oct 27, 1993	3	3-4	
	Oct 12, 1994	11	11-12	
	Sep 17, 1995	6	6-8	
	Sep 25, 1996	31	31-33	
	Sep 22, 1997	106	105-109	
Brook Trout >=200mm	Oct 12, 1994	2	2-2	BK3
	Sep 17, 1995	2	2-2	BK3
Brown Trout <200mm	Oct 27, 1993	2	2-4	
	Oct 12, 1994	4	4-4	
	Sep 17, 1995	8	8-10	

Brown Trout <200mm	Sep 25, 1996	55	53-60	
	Sep 22, 1997	183	180-188	
Brown Trout >=200mm	Oct 27, 1993	30	30-31	BR3
	Oct 12, 1994	11	11-11	BR2
	Sep 17, 1995	14	14-16	BR2
	Sep 25, 1996	5	5-5	BR2
	Sep 22, 1997	18	18-18	BR2
Longnose Dace	Oct 27, 1993	1	1-2	
	Oct 12, 1994	5	5-7	
	Sep 17, 1995	3	3-5	
	Sep 25, 1996	24	23-28	
	Sep 22, 1997	116	67-195	
Mountain Sucker	Oct 27, 1993	8	8-10	

Site 623

Species/Size	Date	Pop Est.	(95% C.I.)	Stream Classification
Brook Trout <200mm	Dec 04, 1997	15	15-15	

Brown Trout <200mm	Dec 04, 1997	3	3-3	
Brown Trout >=200mm	Dec 04, 1997	4	4-4	BR2

Site 625

Species/Size	Date	Pop Est.	(95% C.I.)	Stream Classification
Brook Trout <200mm	Dec 03, 1997	10	10-10	
Brown Trout <200mm	Dec 03, 1997	19	19-19	
Brown Trout >=200mm	Dec 03, 1997	2	2-2	BR3
Longnose Dace	Dec 03, 1997	3	3-3	

Site 628

Species/Size	Date	Pop Est.	(95% C.I.)	Stream Classification
Brook Trout <200mm	Dec 04, 1997	16	16-16	
Brook Trout >=200mm	Dec 04, 1997	1	1-1	BK3
Brown Trout <200mm	Dec 04, 1997	15	15-15	
Brown Trout >=200mm	Dec 04, 1997	6	6-6	BR2

Site 679

Species/Size	Date	Pop Est.	(95% C.I.)	Stream Classification
Brook Trout <200mm	Jun 07, 1995	33	33-33	

Brook Trout <200mm	Jun 19, 1995	90	67-121	
	Sep 27, 1996	275	265-285	
	Sep 23, 1997	425	402-448	
Brook Trout >=200mm	Jun 07, 1995	2	2-2	BK3
	Jun 19, 1995	6	6-7	BK2
	Sep 27, 1996	25	25-26	BK3
	Sep 23, 1997	23	23-25	BK1
Brown Trout <200mm	Sep 27, 1996	7	7-9	
	Sep 23, 1997	24	24-25	
Brown Trout >=200mm	Sep 27, 1996	4	4-4	BR3
Longnose Dace	Jun 19, 1995	4	4-6	
	Sep 23, 1997	1	1-2	

Site 690

Species/Size	Date	Pop Est.	(95% C.I.)	Stream Classification
Brook Trout <200mm	Jun 07, 1995	27	27-27	
	Jun 19, 1995	80	53-124	

Brook Trout <200mm	Sep 26, 1996	175	166-184	
	Sep 23, 1997	117	78-169	
Brook Trout >=200mm	Jun 07, 1995	3	3-3	BK2
	Jun 19, 1995	7	7-8	BK2
	Sep 26, 1996	16	16-17	BK3
	Sep 23, 1997	3	3-5	BK2
Brown Trout <200mm	Jun 07, 1995	2	2-2	
	Sep 26, 1996	27	27-29	
	Sep 23, 1997	13	13-14	
Brown Trout >=200mm	Jun 07, 1995	15	15-15	BR2
	Sep 26, 1996	42	42-43	BR3
	Sep 23, 1997	2	2-2	BR3
Hatchery Brown Trout <200mm	Jun 19, 1995	6	7-10	
Hatchery Brown Trout >=200mm	Jun 19, 1995	24	24-26	
Longnose Dace	Jun 07, 1995	2	2-2	
	Jun 19, 1995	22	13-56	

Longnose Dace

Sep 26, 1996

1

2-2

Sep 23, 1997

1

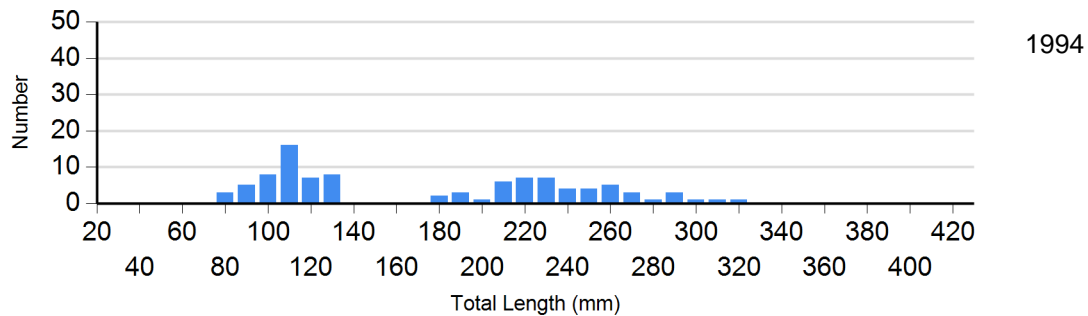
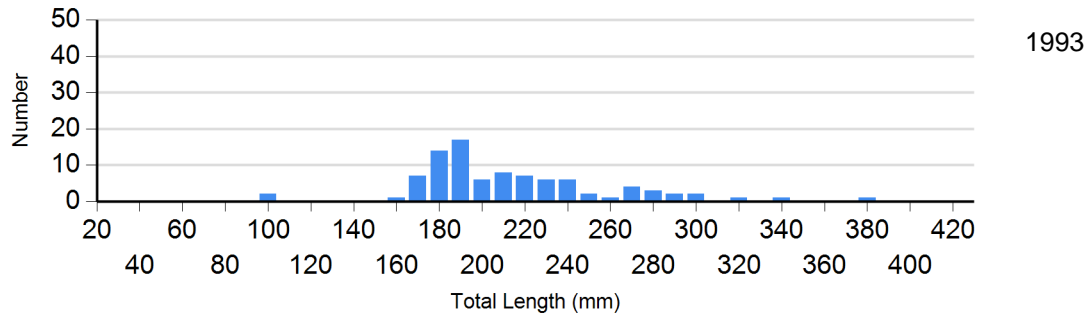
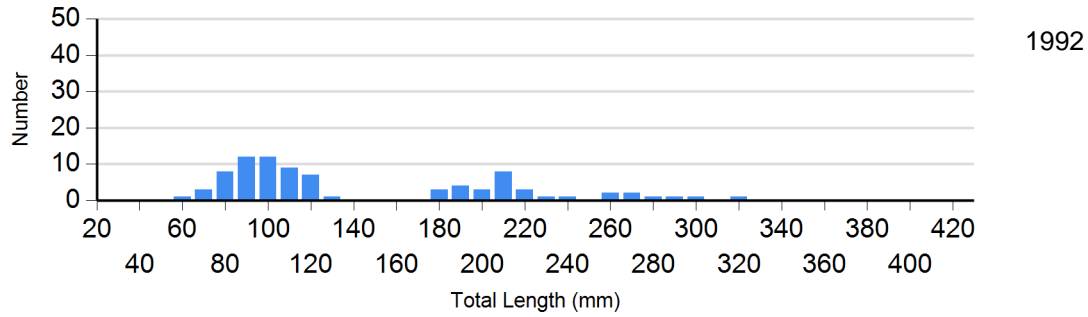
1-5

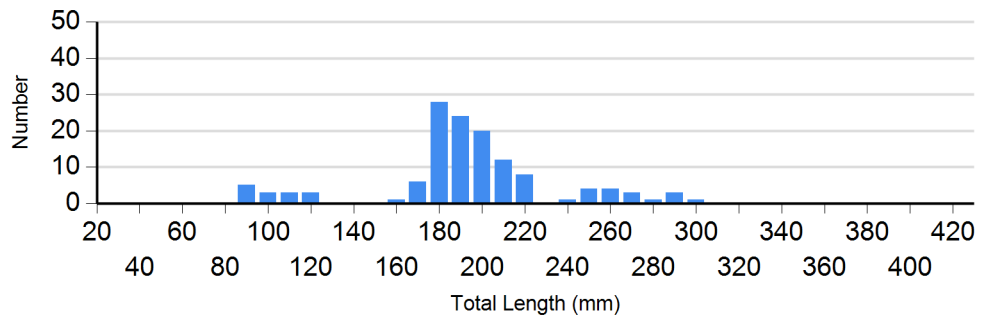
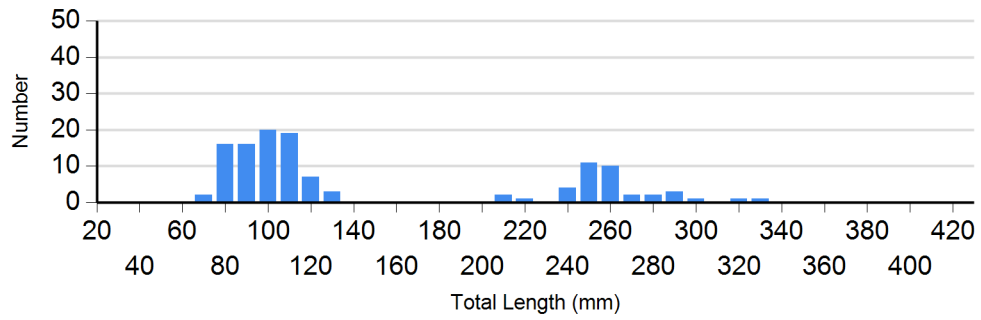
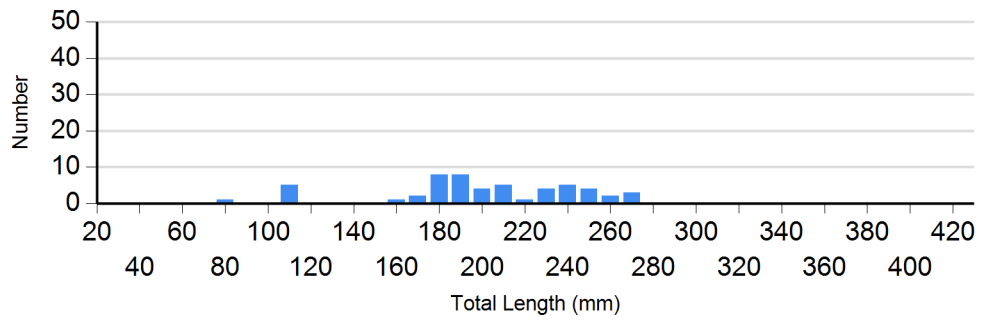
Length Frequency Distribution

Length frequency histogram of species sampled by year.

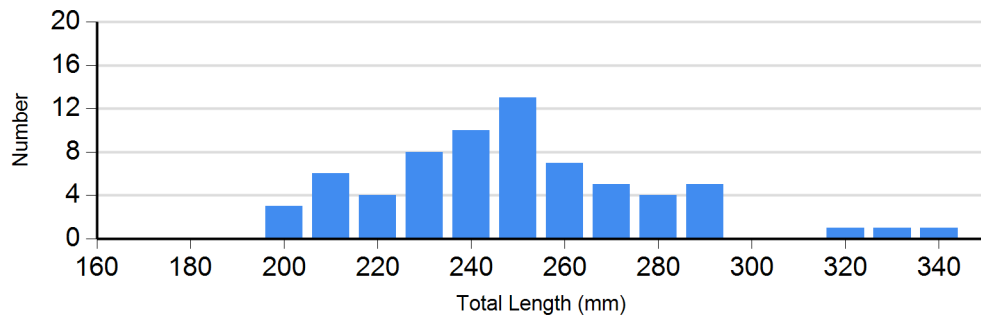
Site: 558

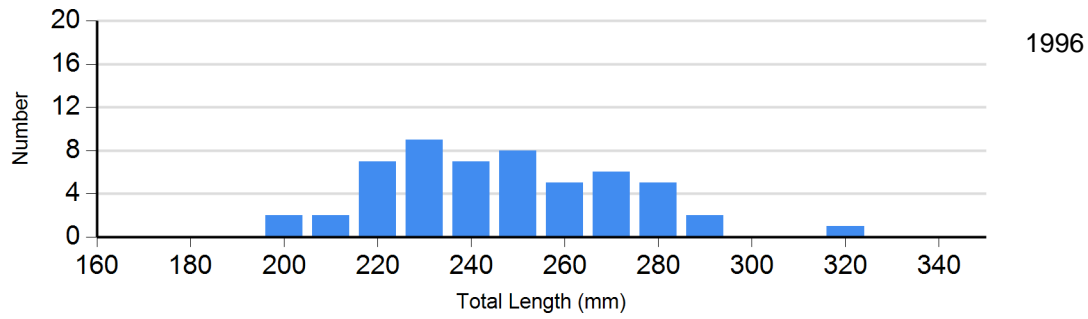
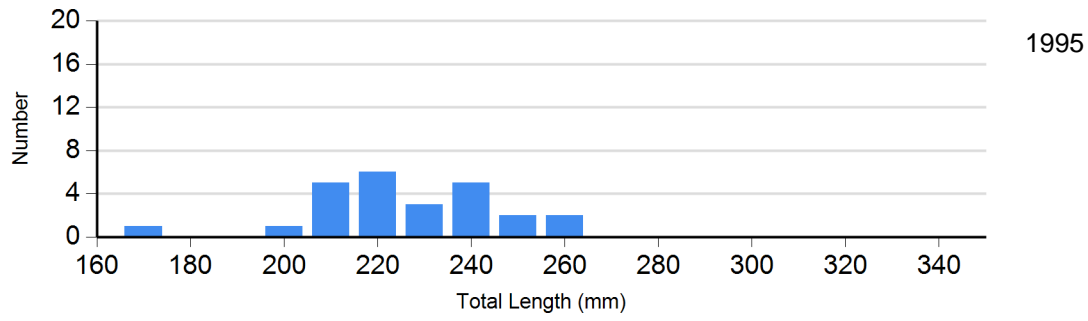
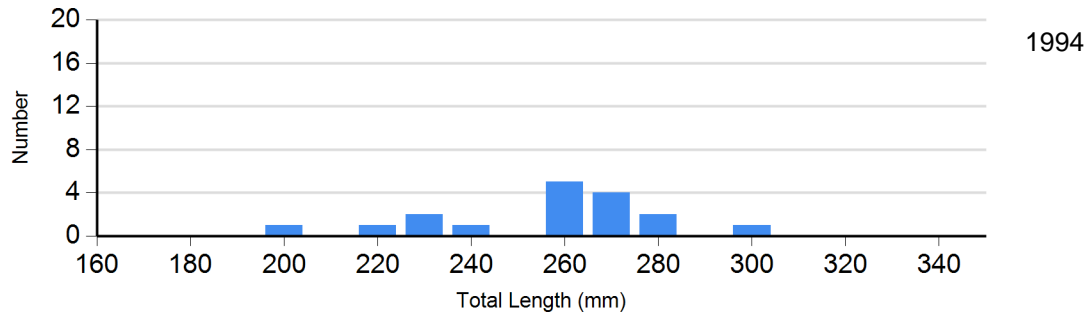
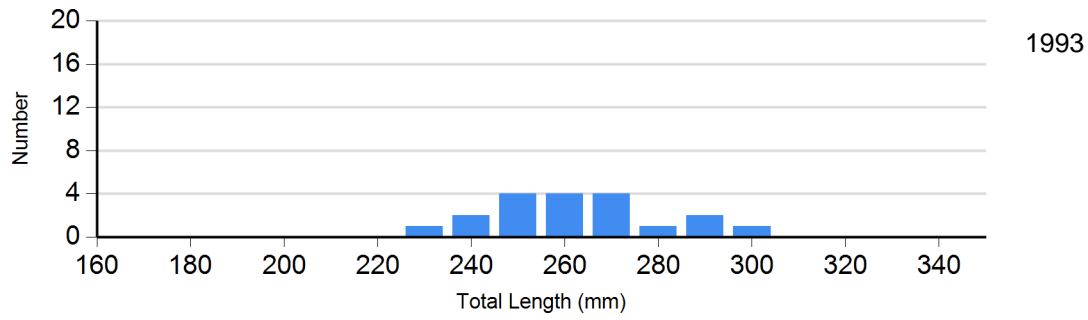
Species: Brown Trout

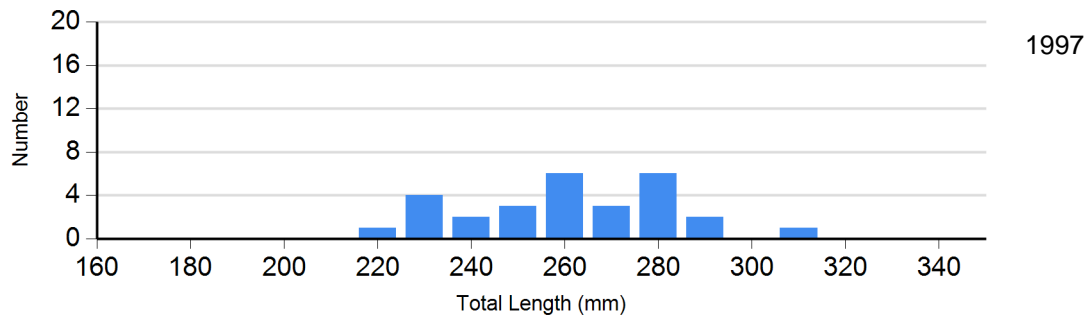




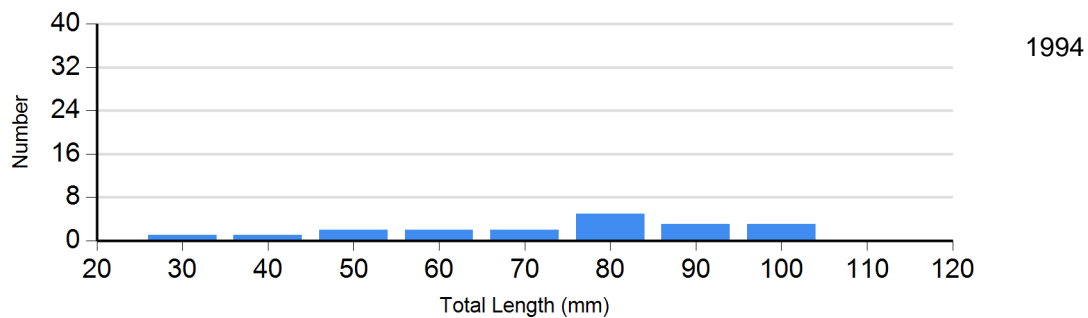
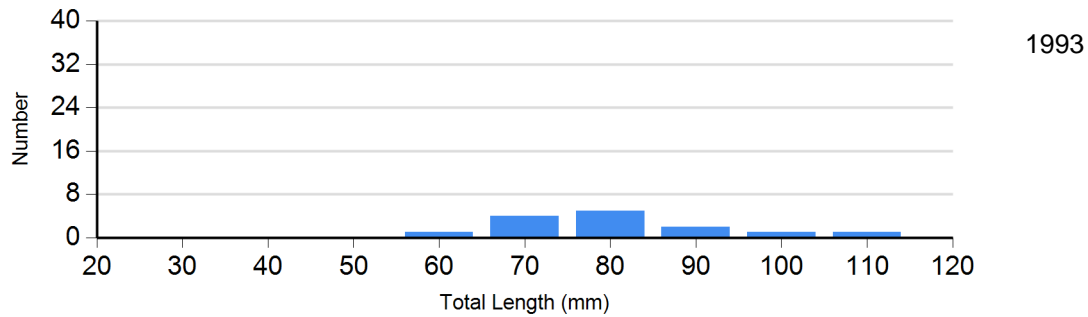
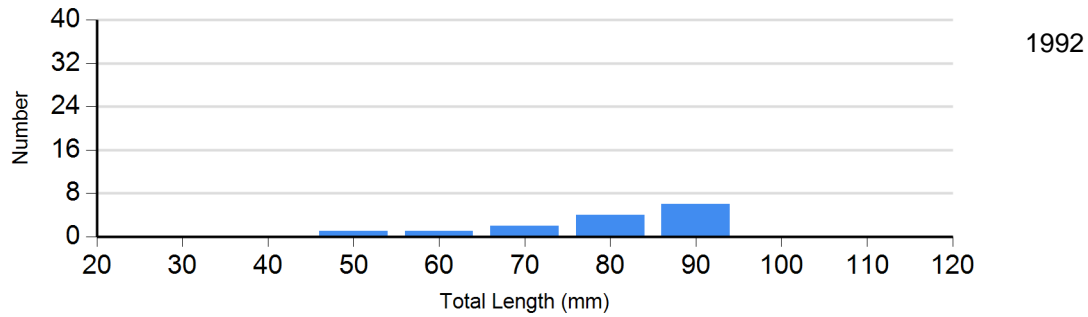
Site: 558
Species: Hatchery Brown Trout

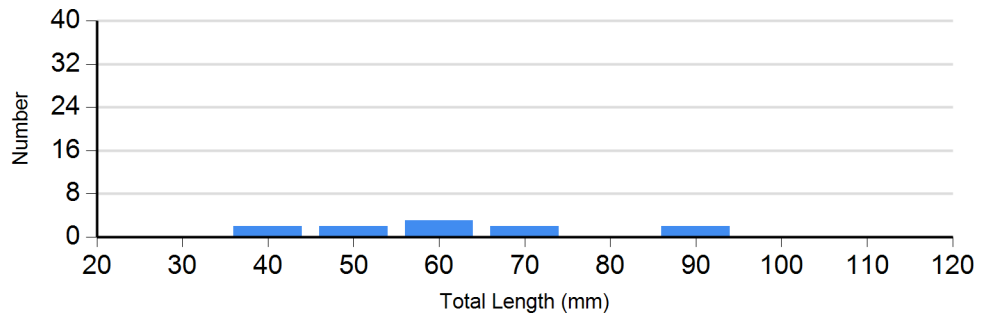
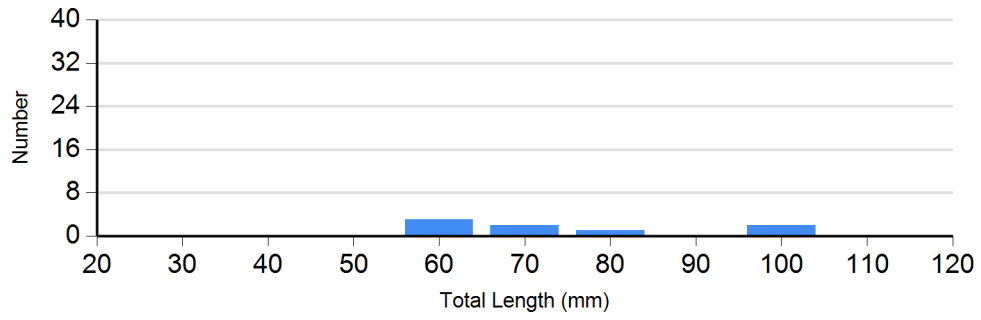
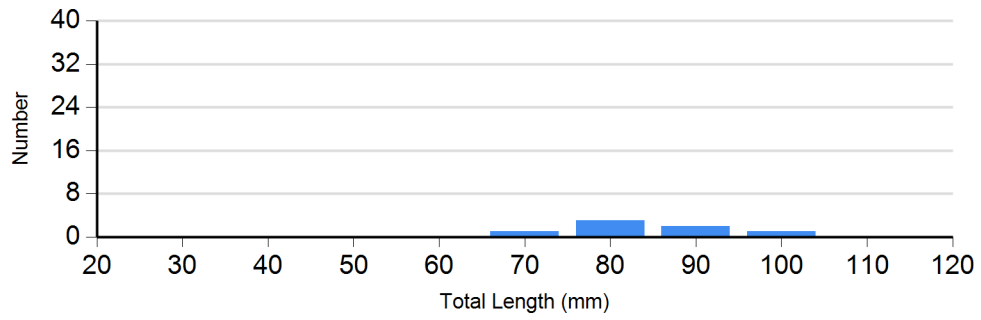




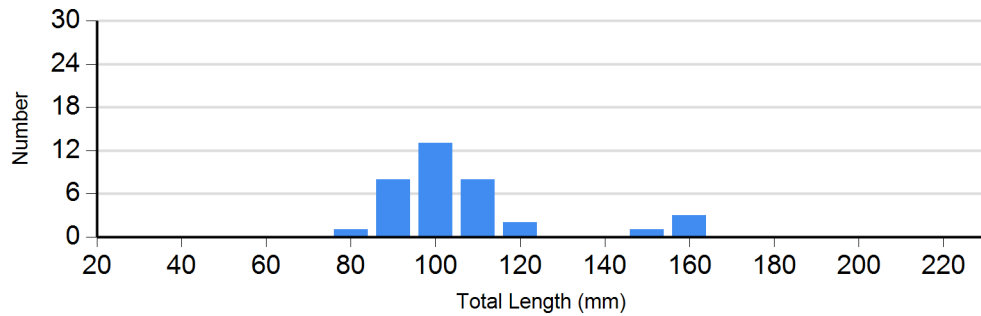


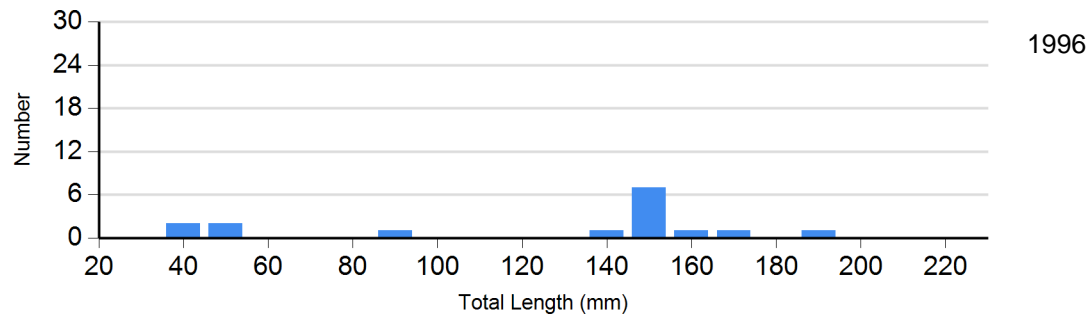
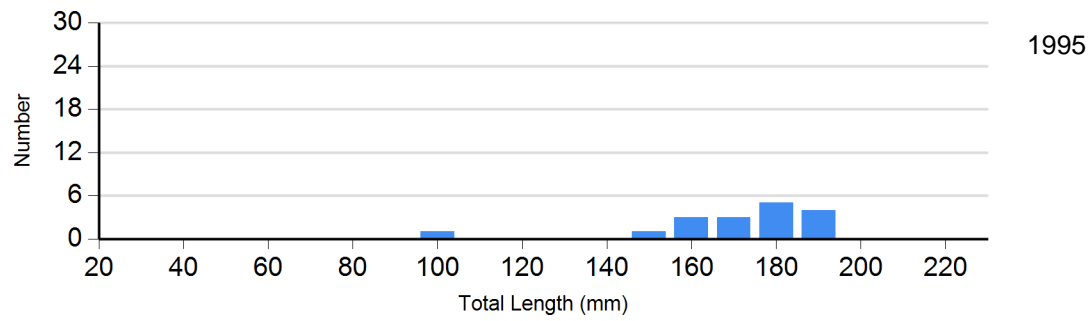
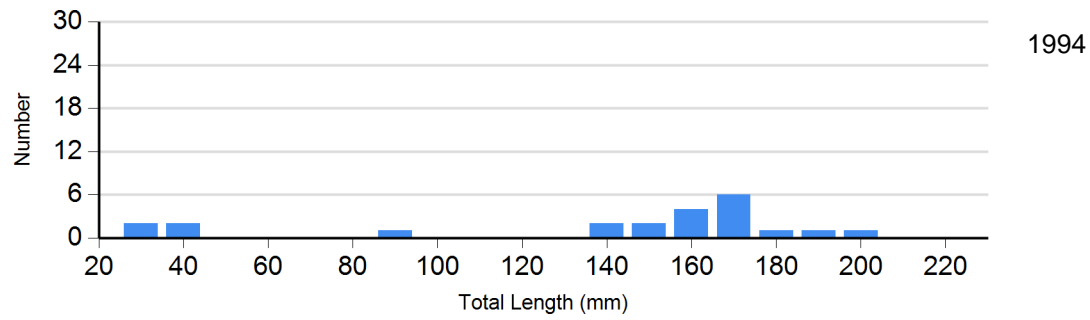
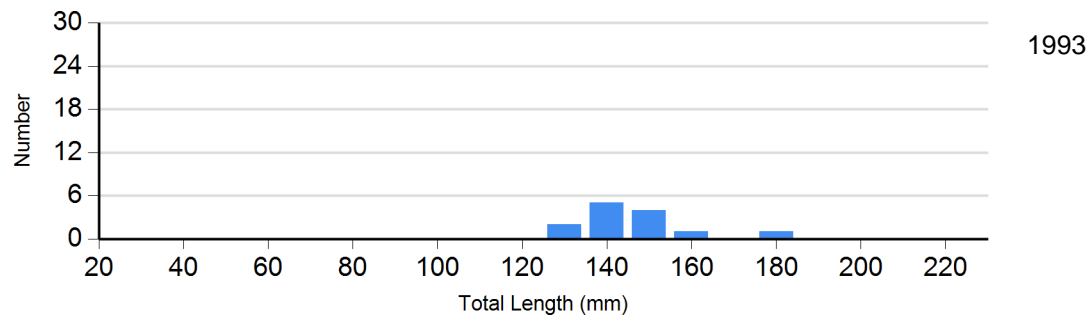
Site: 558
Species: Longnose Dace

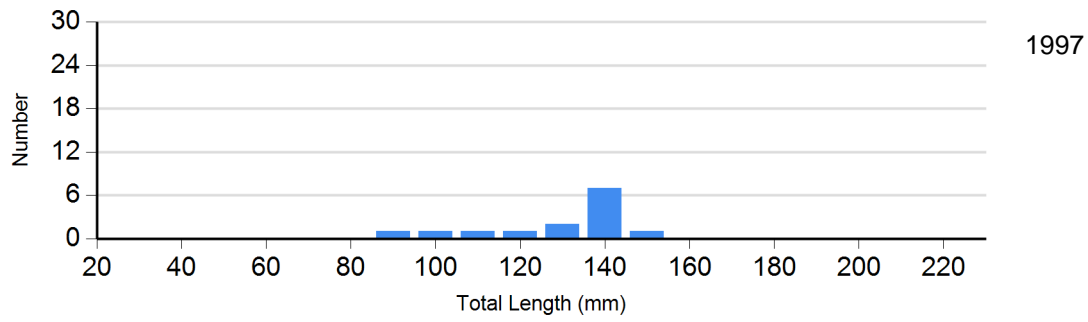




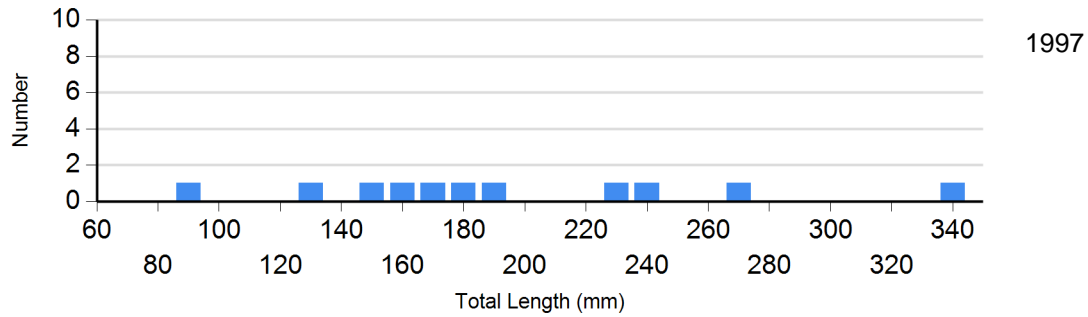
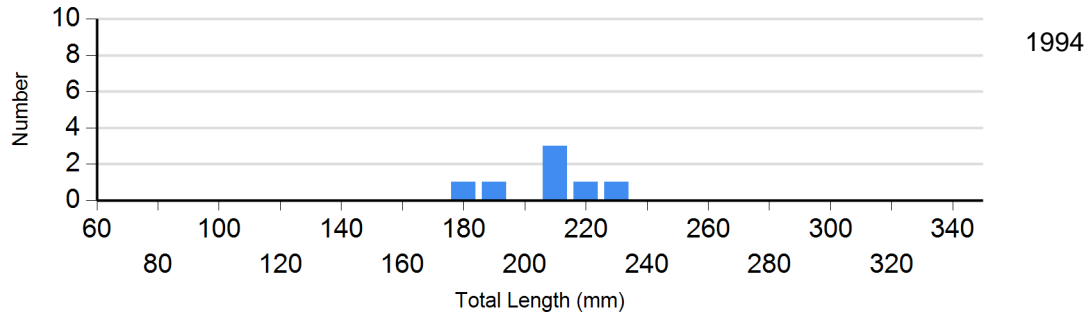
Site: 558
Species: Mountain Sucker



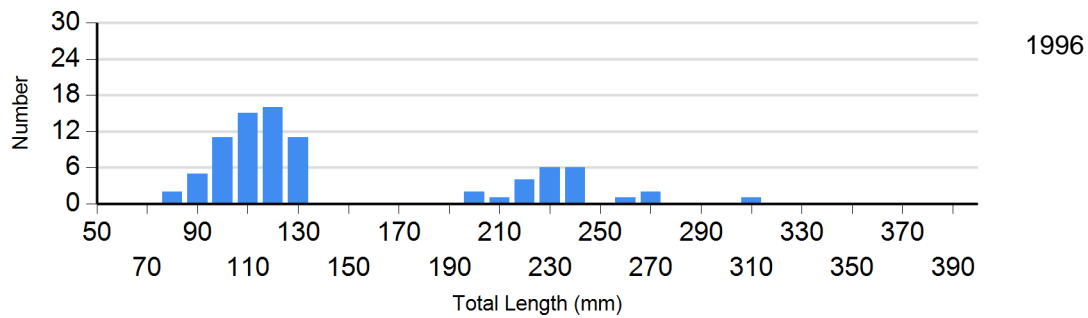
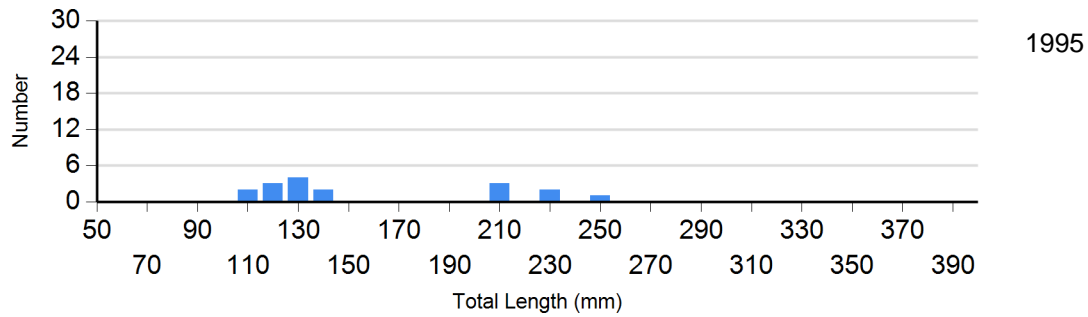
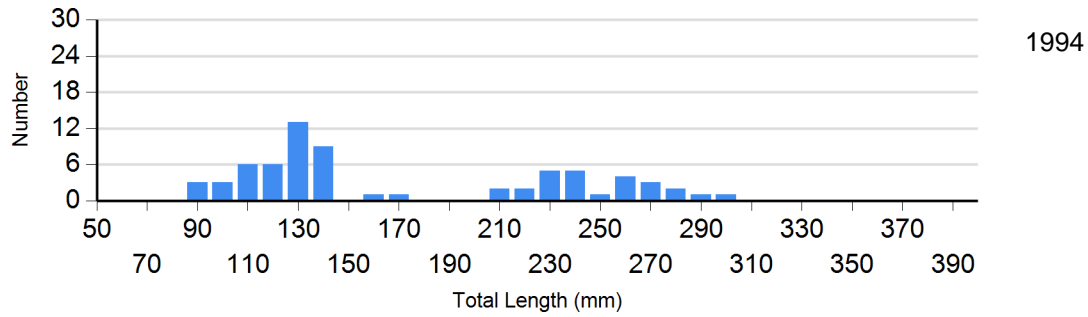
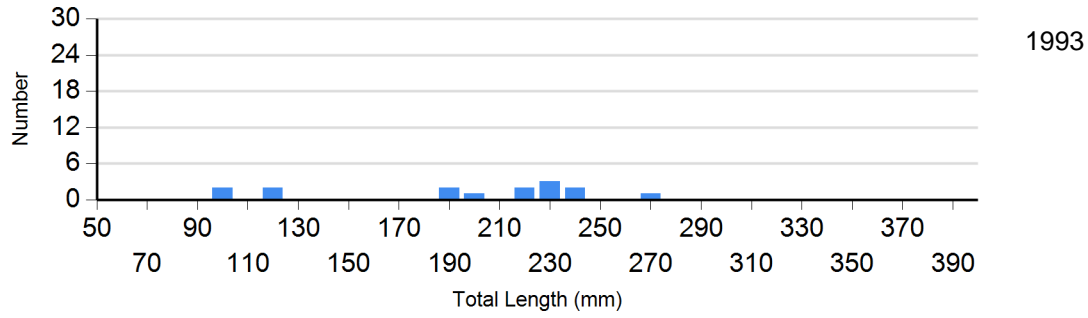


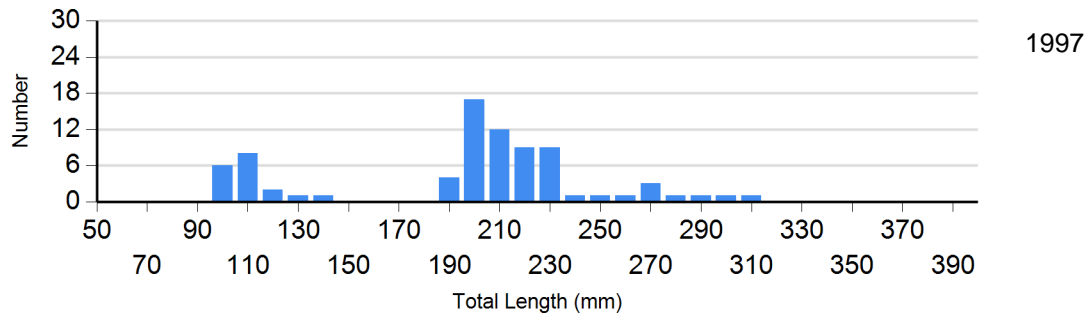


Site: 588
Species: Brook Trout

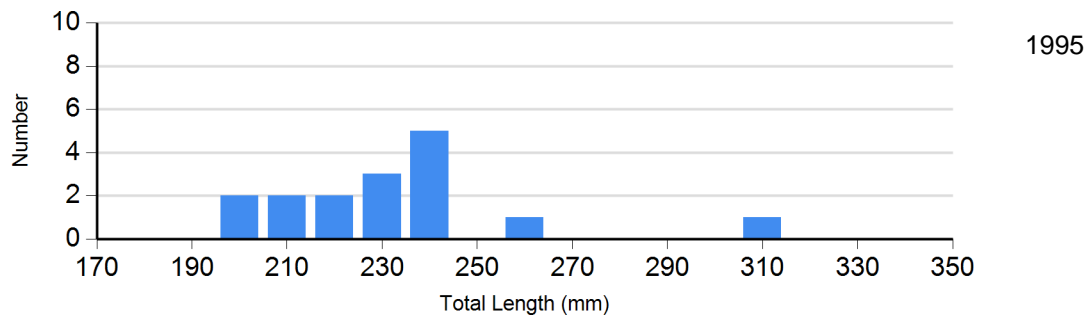
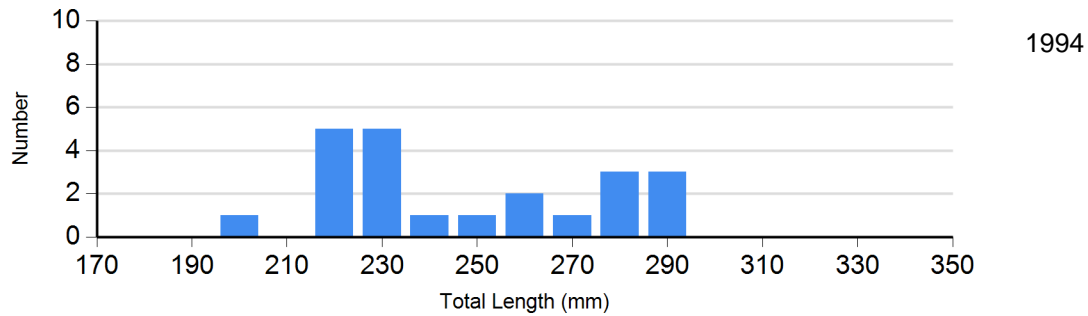
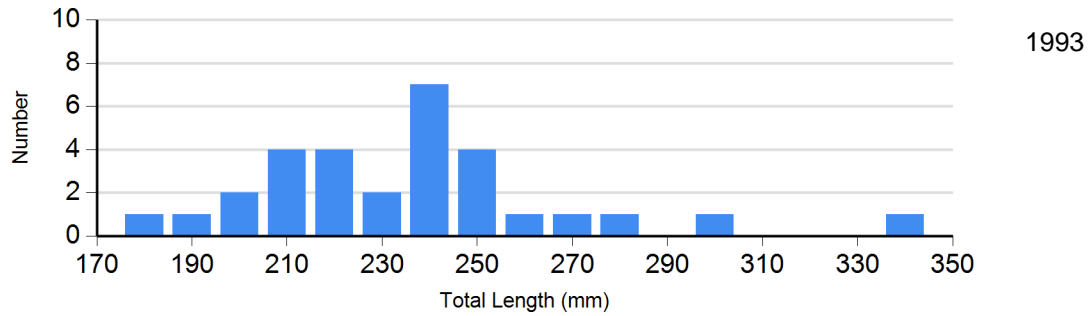


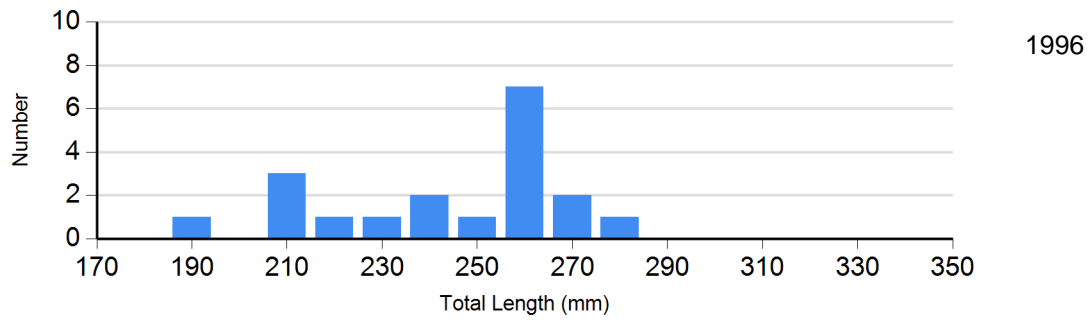
Site: 588
Species: Brown Trout



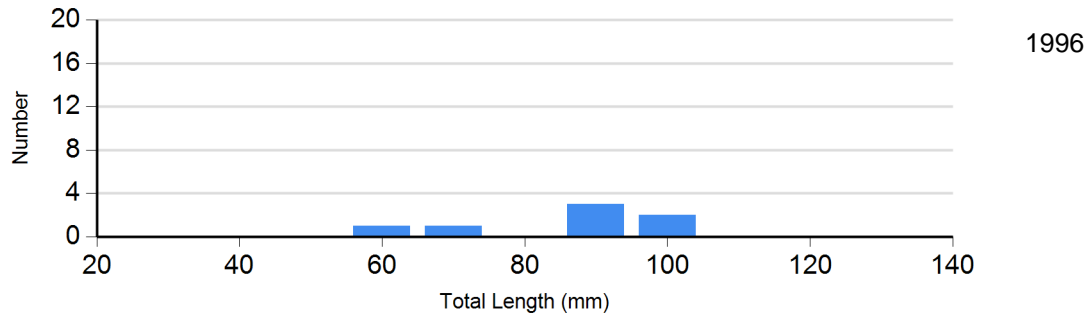


Site: 588
Species: Hatchery Brown Trout

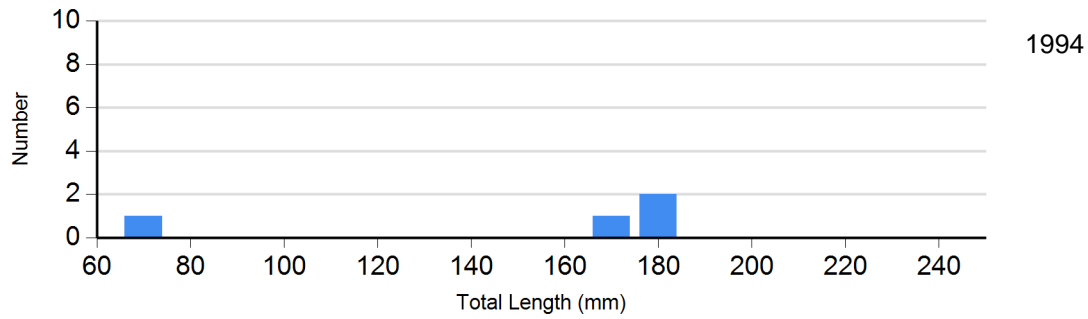




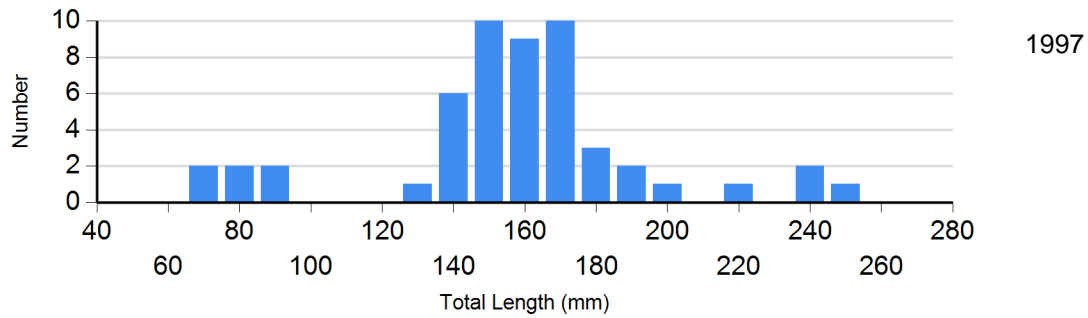
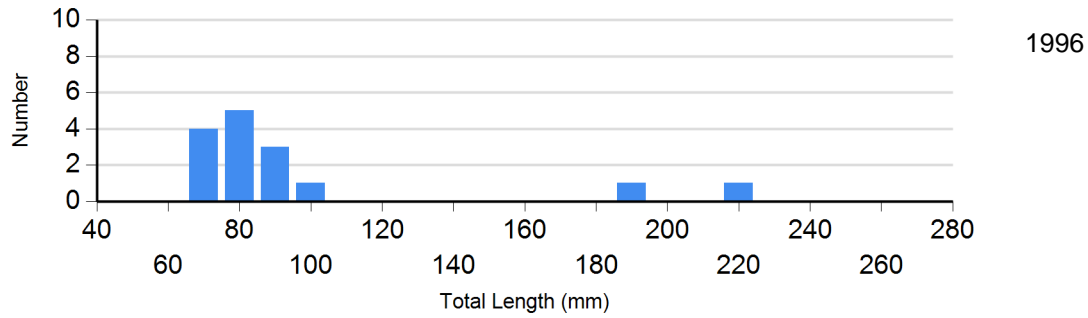
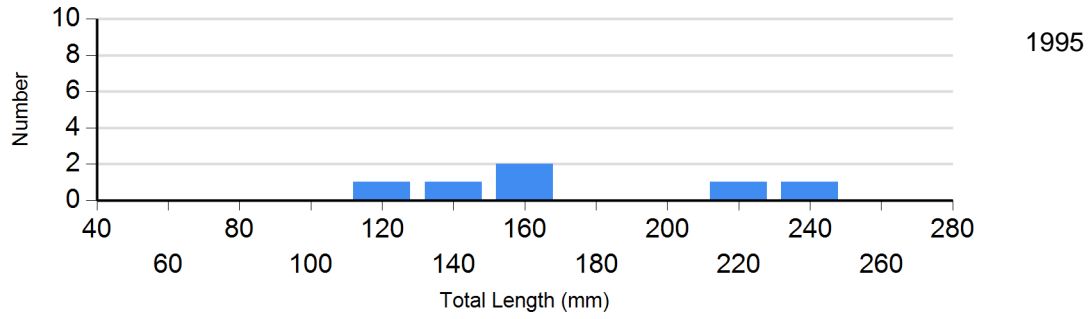
Site: 588
Species: Longnose Dace



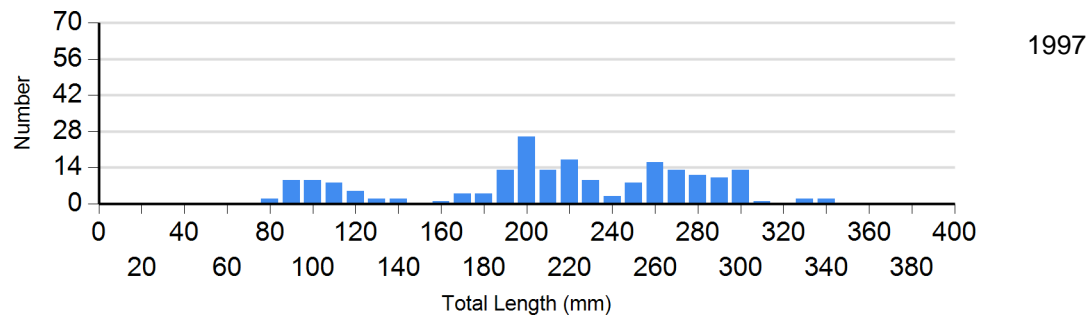
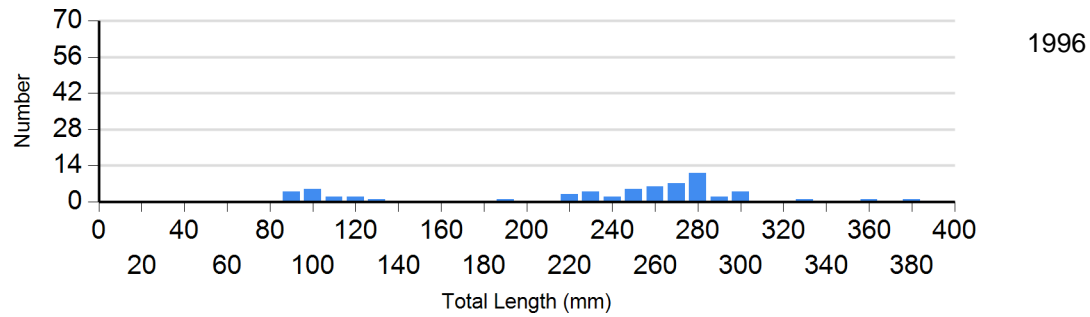
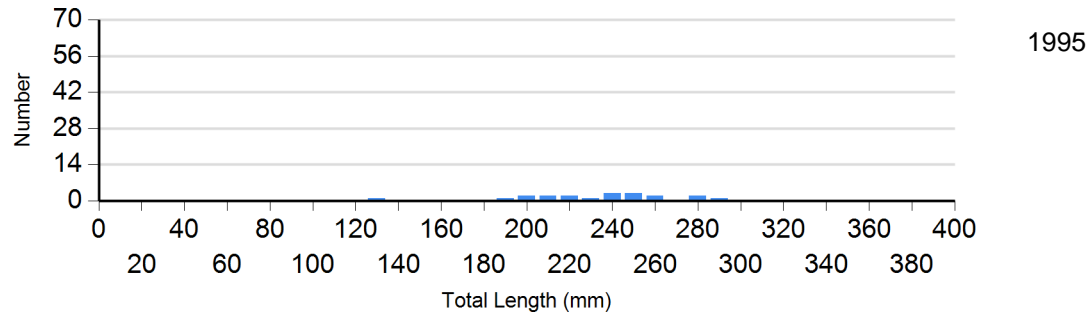
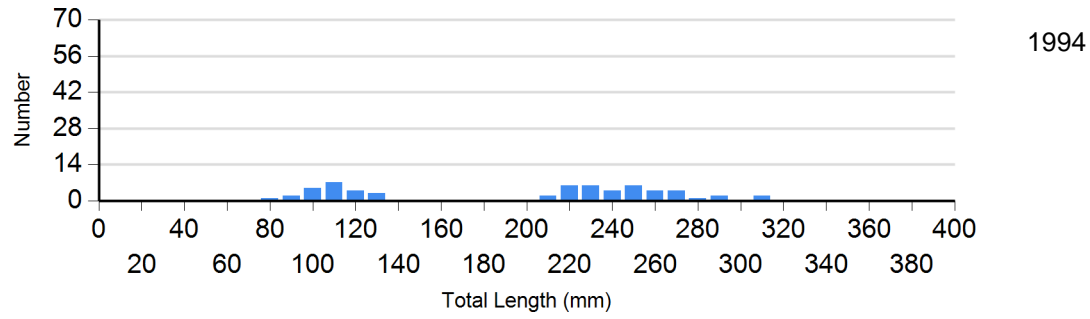
Site: 588
Species: Mountain Sucker



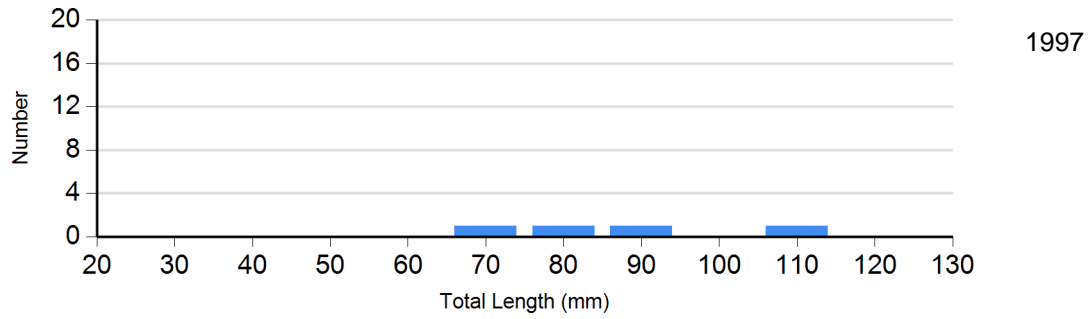
Site: 599
Species: Brook Trout



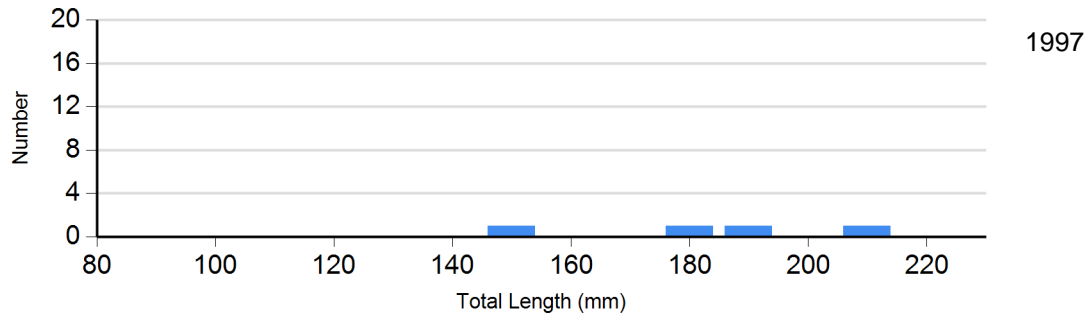
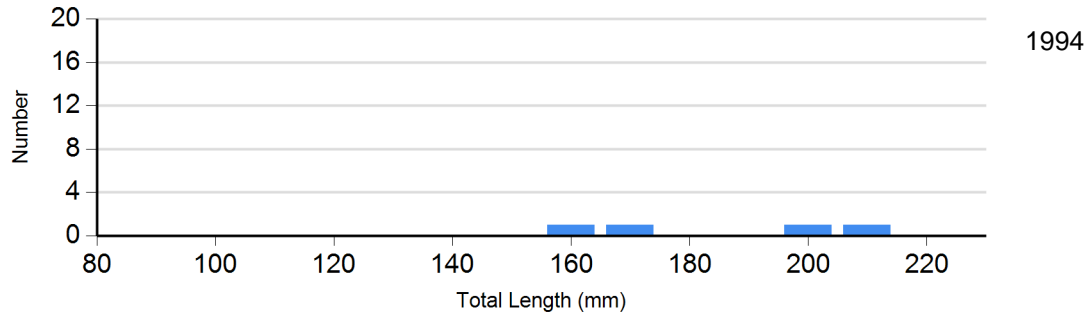
Site: 599
Species: Brown Trout



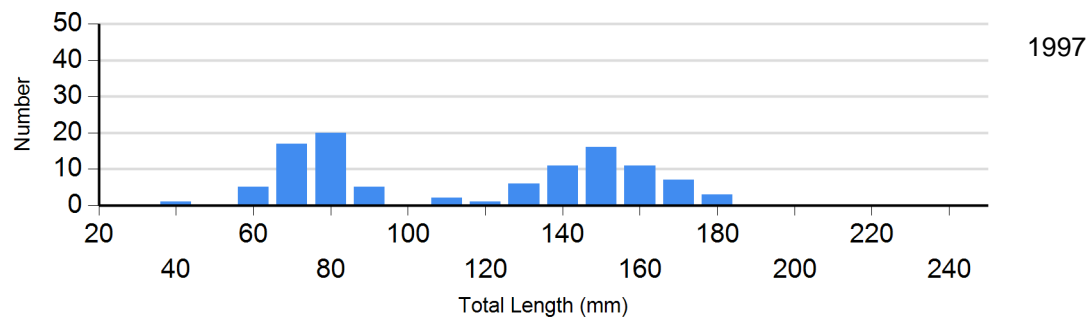
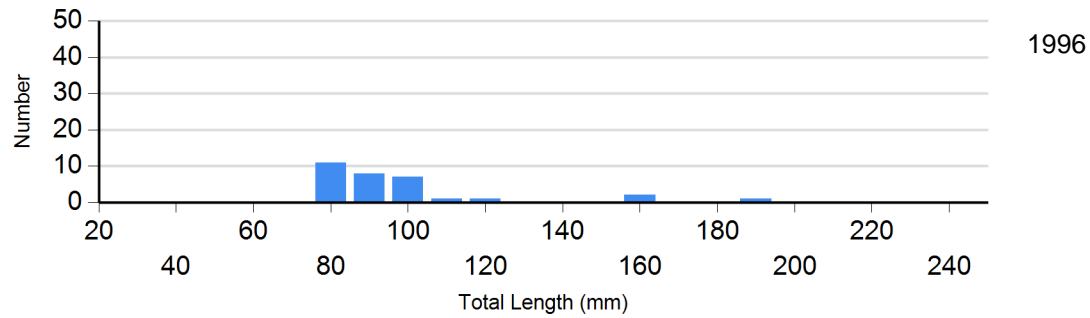
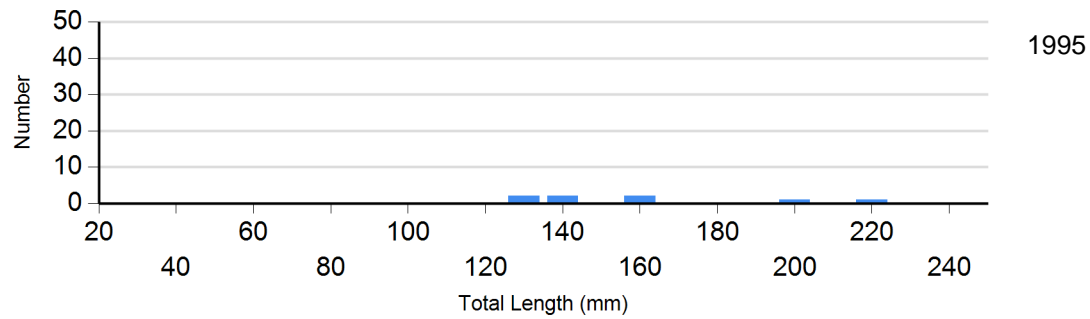
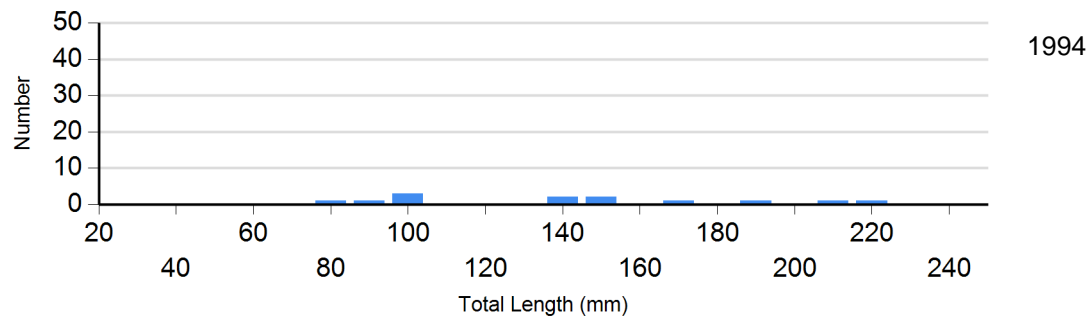
Site: 599
Species: Longnose Dace



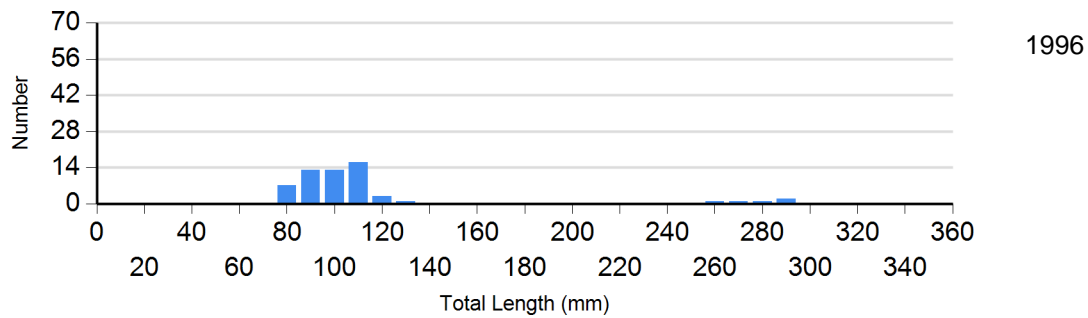
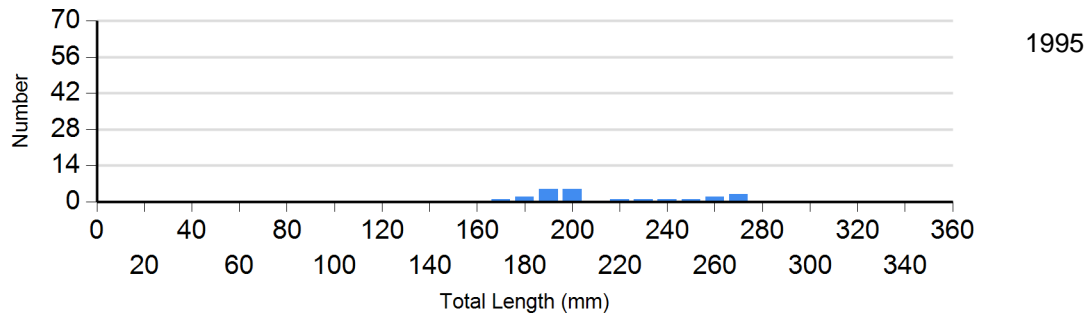
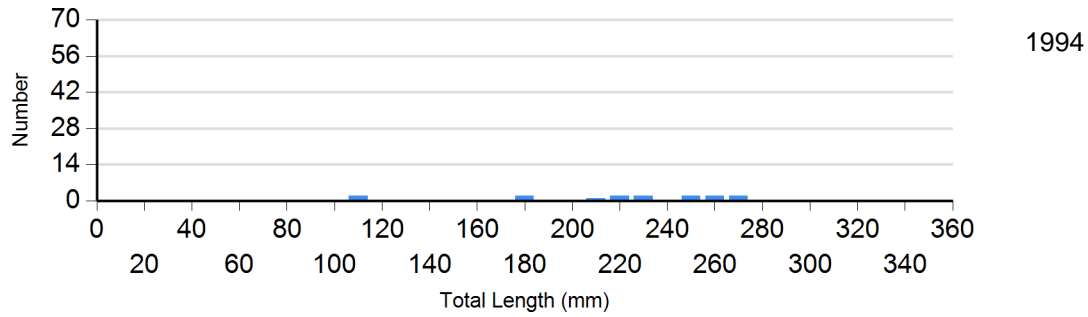
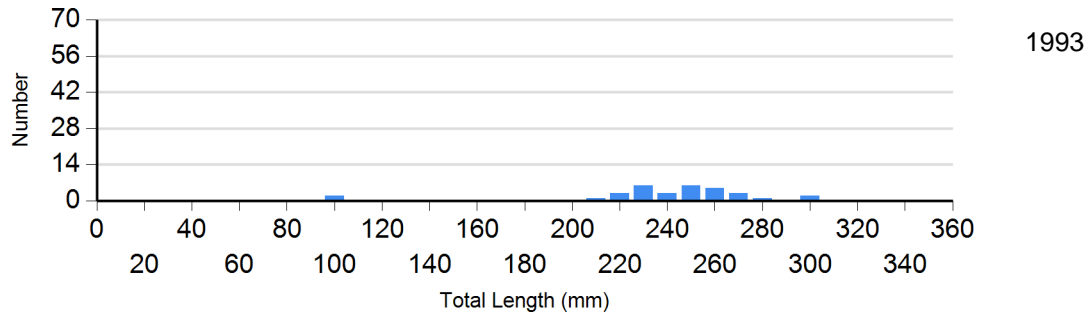
Site: 599
Species: Mountain Sucker

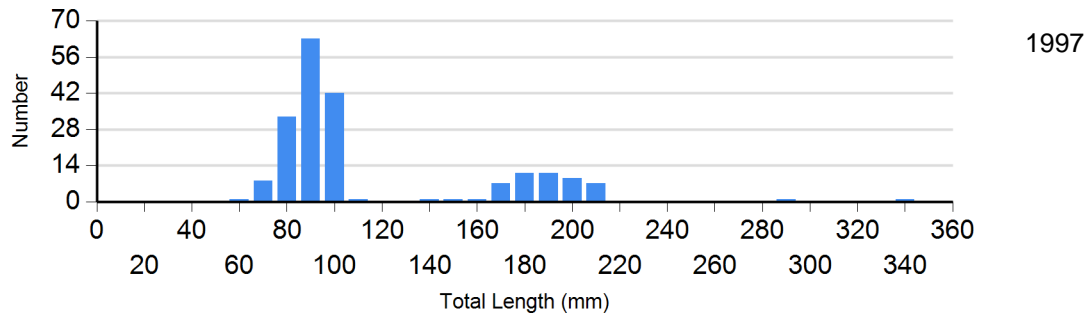


Site: 612
Species: Brook Trout

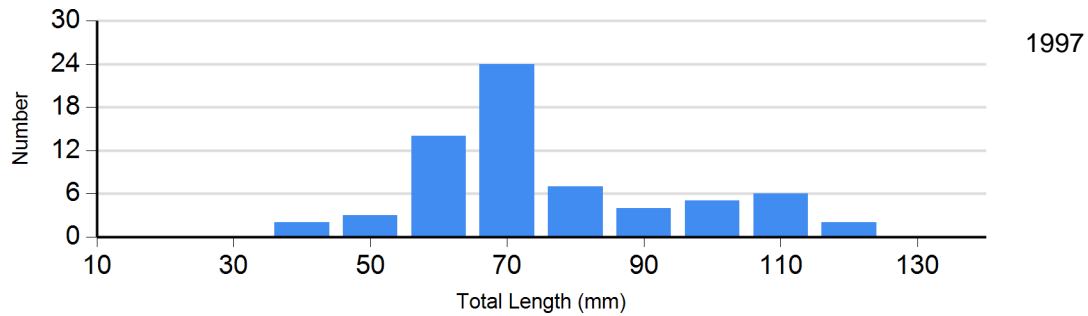
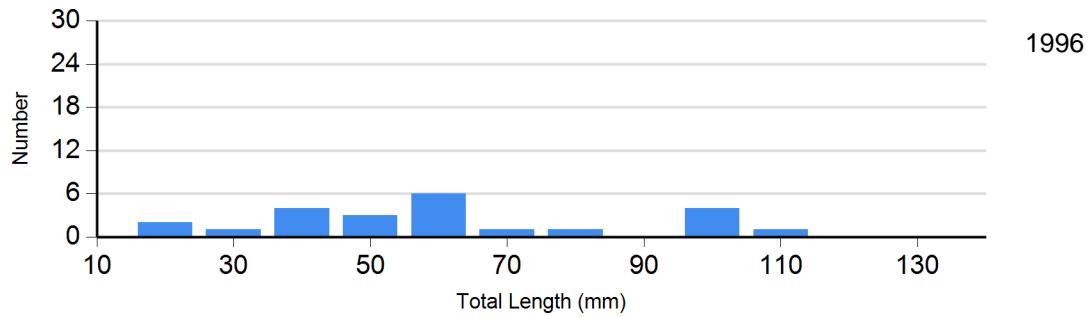
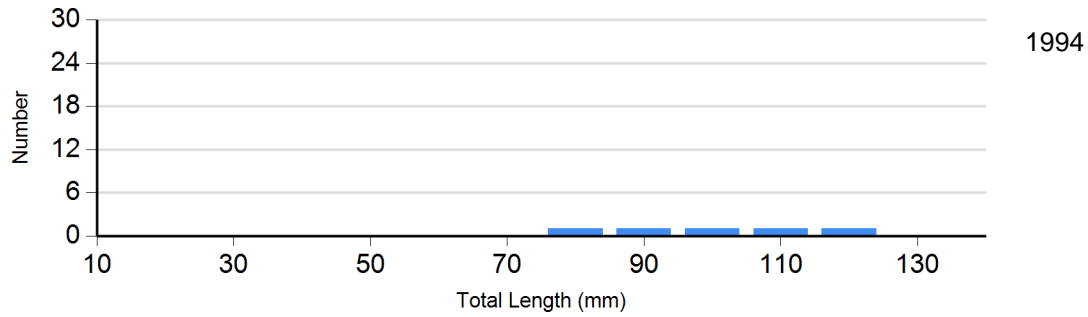


Site: 612
Species: Brown Trout

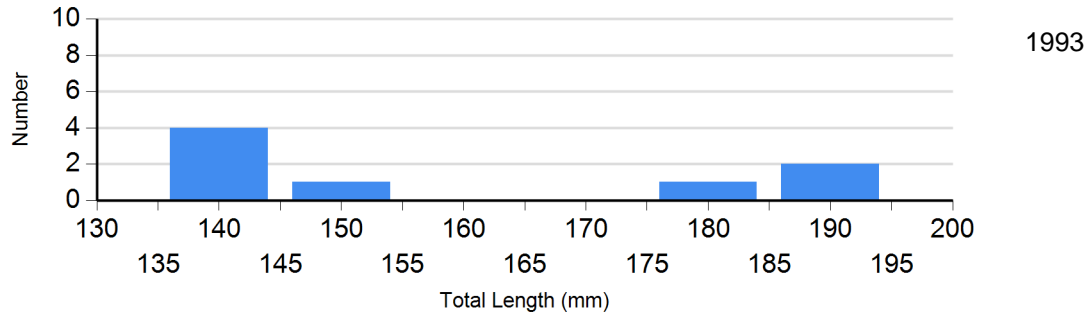




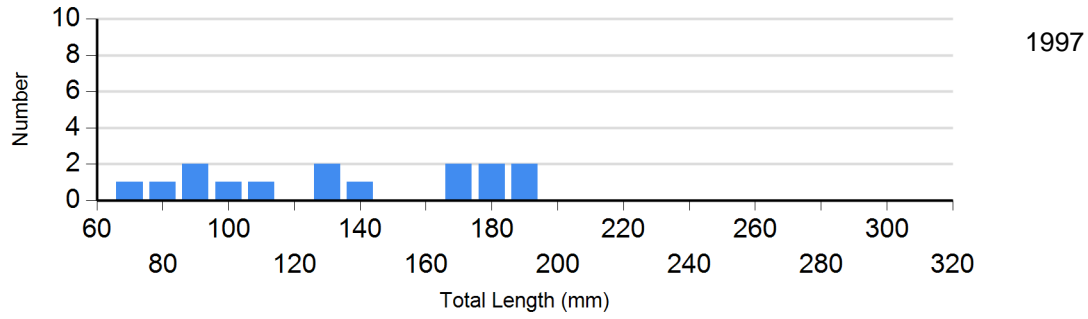
Site: 612
Species: Longnose Dace



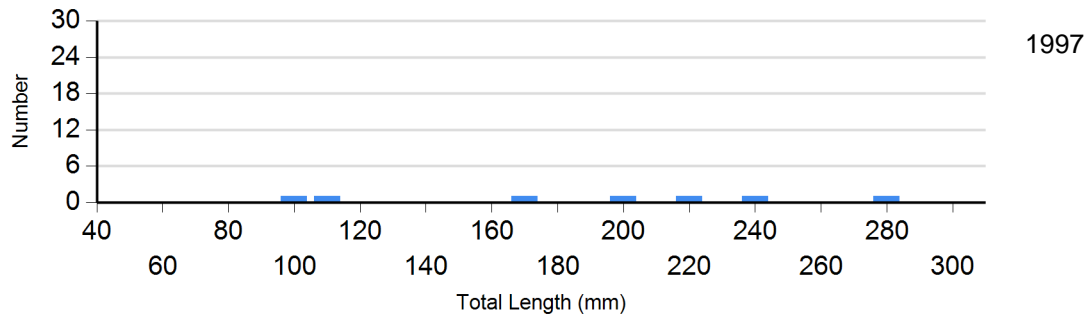
Site: 612
Species: Mountain Sucker



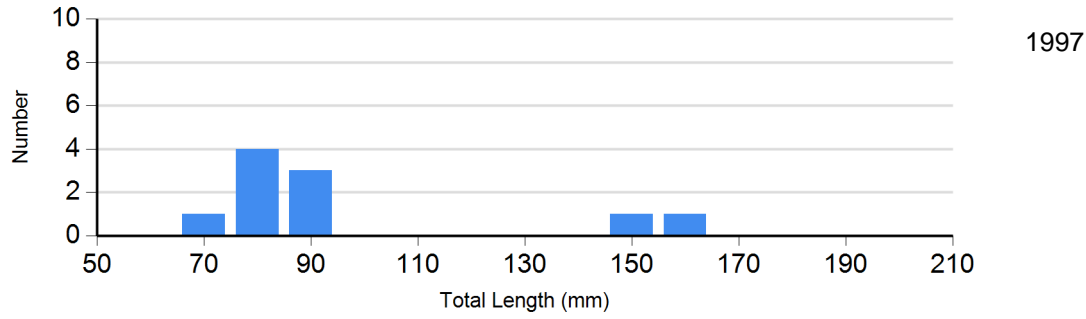
Site: 623
Species: Brook Trout



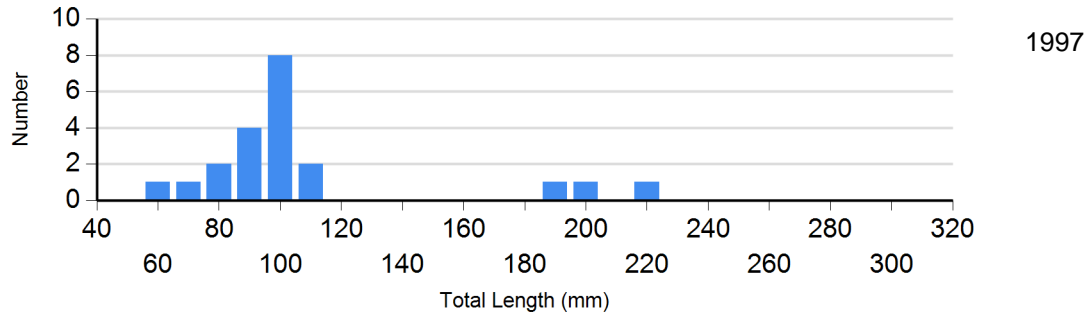
Site: 623
Species: Brown Trout



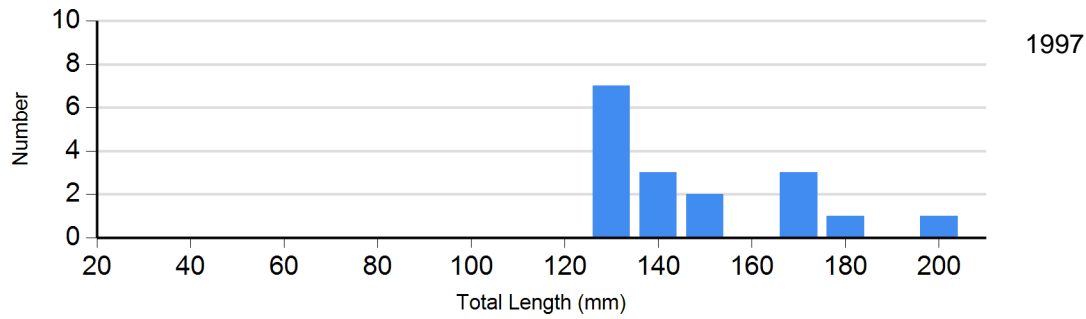
Site: 625
Species: Brook Trout



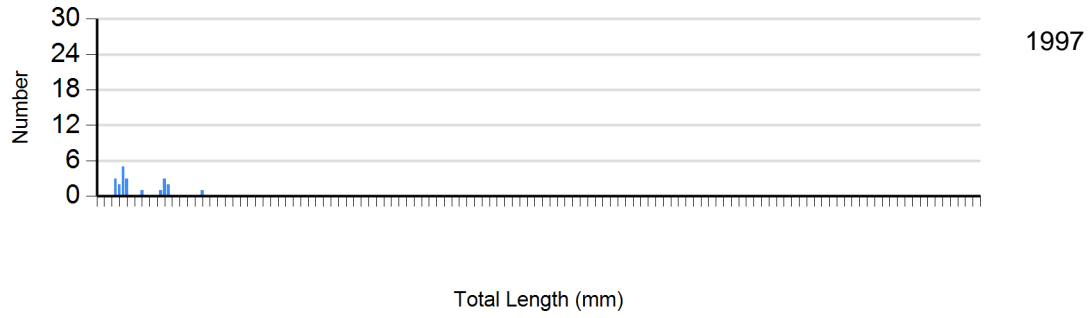
Site: 625
Species: Brown Trout



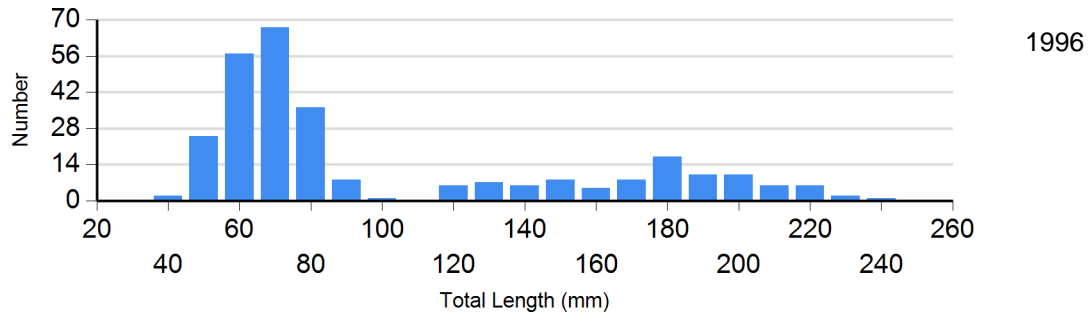
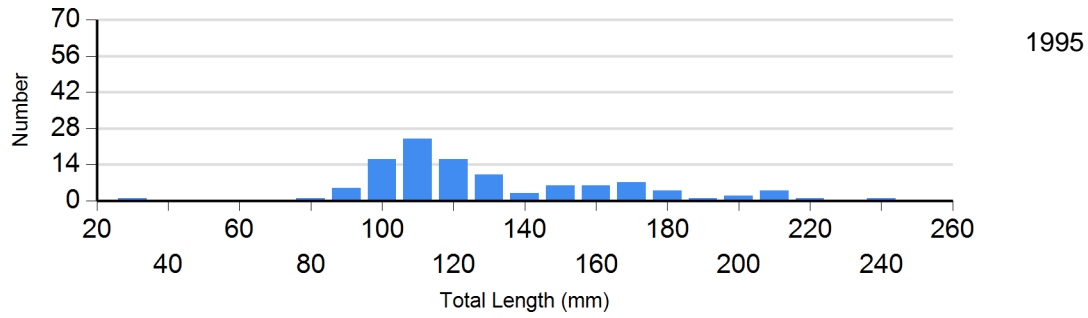
Site: 628
Species: Brook Trout

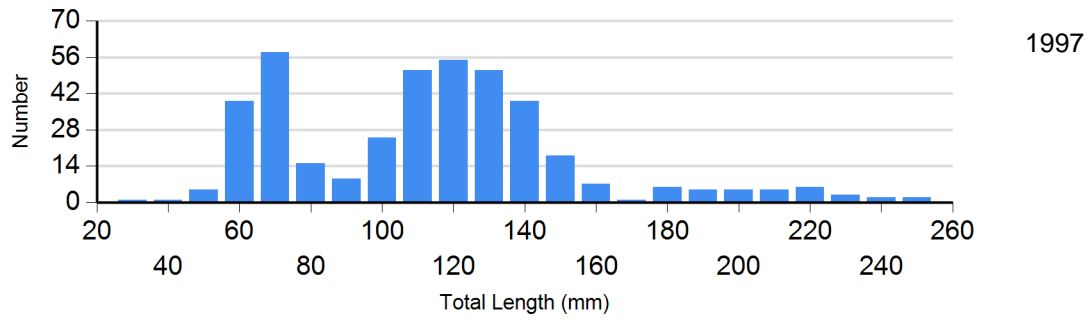


Site: 628
Species: Brown Trout

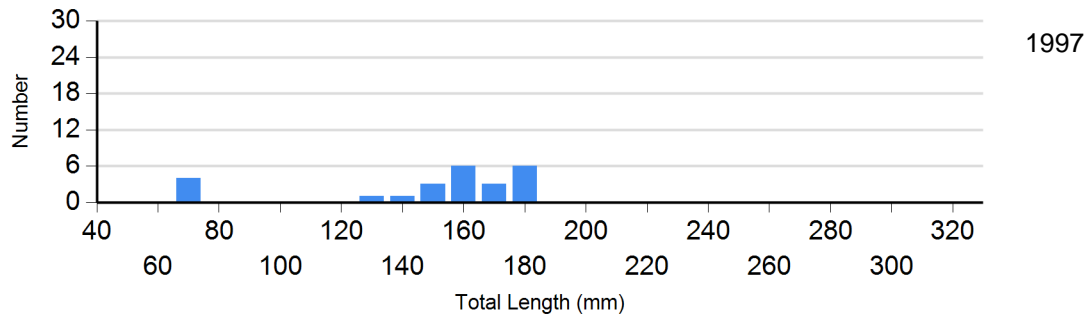
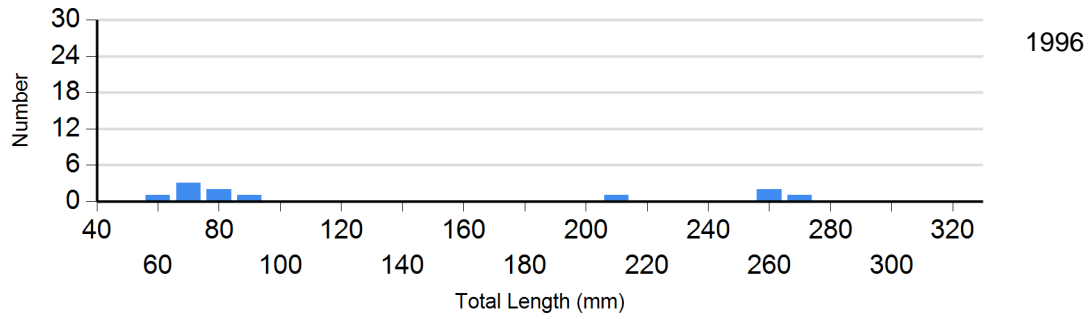


Site: 679
Species: Brook Trout

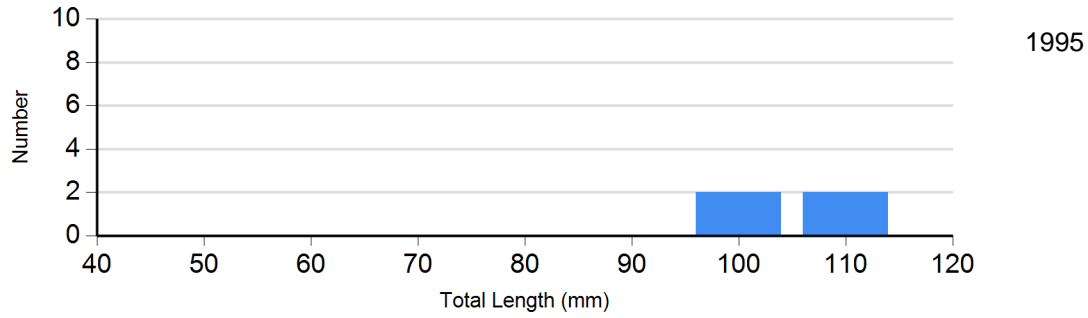




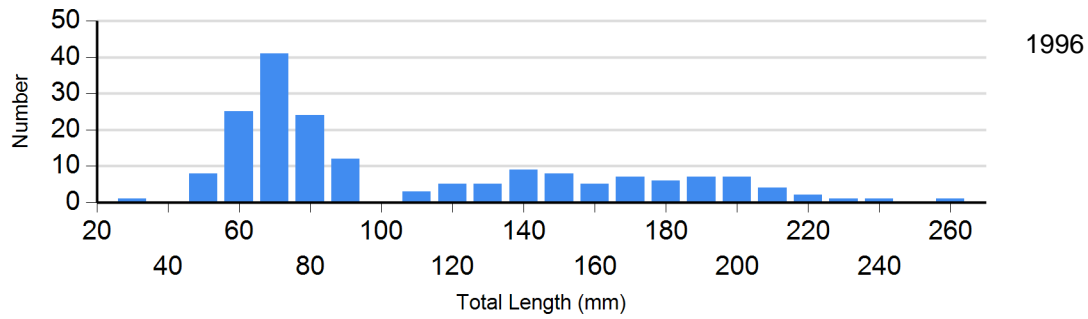
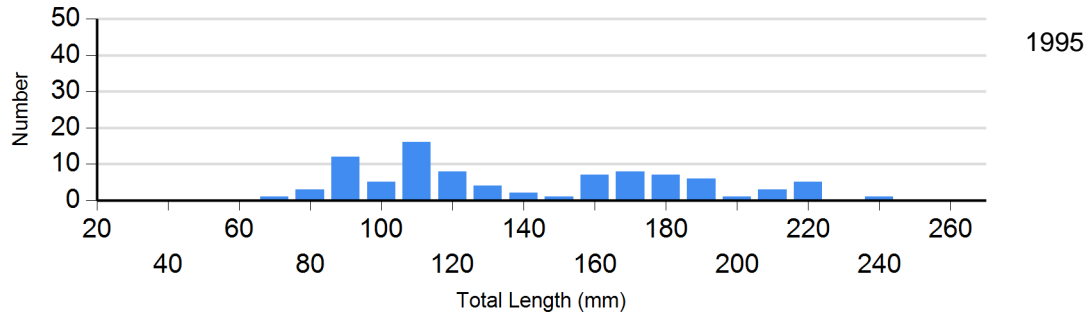
Site: 679
Species: Brown Trout

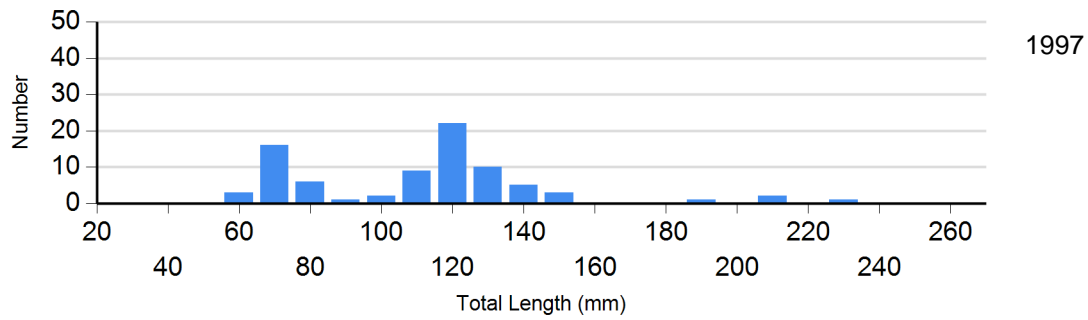


Site: 679
Species: Longnose Dace

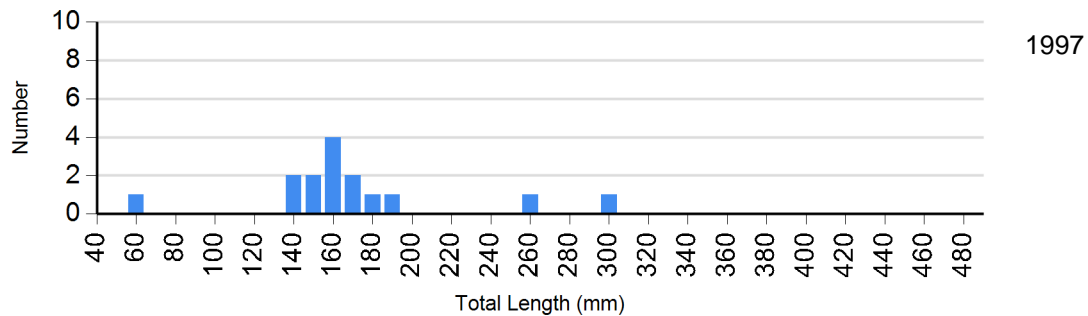
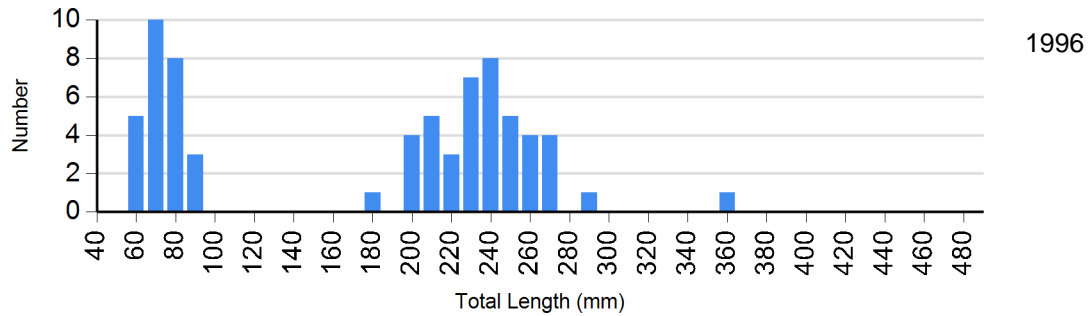
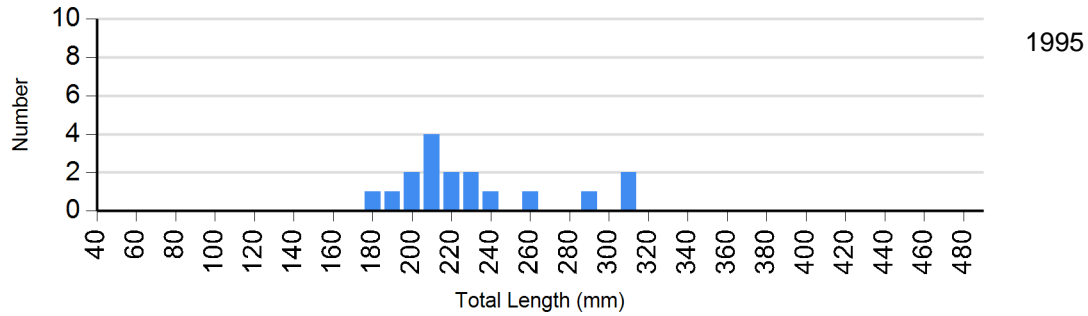


Site: 690
Species: Brook Trout

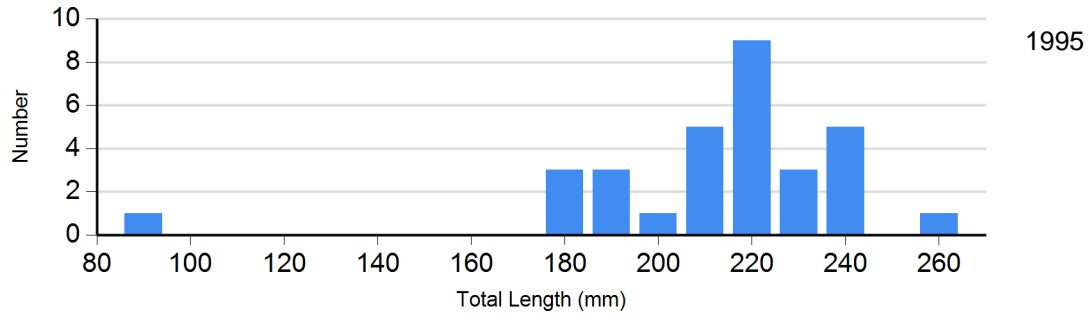




Site: 690
Species: Brown Trout



Site: 690
Species: Hatchery Brown Trout



Site: 690
Species: Longnose Dace

