

SOUTH DAKOTA BLACK HILLS COLD STREAM SURVEY
Whitewood Creek, Lawrence County
09-0056-00
2016

Table 1. Population and Biomass Estimates for Whitewood Creek

| | | |
|--|---------------------------------|-------------------------------------|
| Site Number: 43 | Date Sampled: 07/05/2016 | Conductivity (umhos/cm): 900 |
| Site Midpoint (Latitude, Longitude): 44.62164896, -103.47136669 | Site Length (m): 100 | pH: |
| Survey Completed by: South Dakota Game, Fish and Parks | Mean Width (m): 6.1 | Water Temperature (C): 27.8 |
| Stream Classification: None | Number of Pass: 3 | Voltage: |

| Species | Size Class | Total Number Captured | Est. # in site | Upper 95% CI | Lower 95% CI | # per Hectacre | Kg per Hectacre | # per Km | # per Acre | lb. per Acre | # per Mile | Mean Length (mm) | Mean Weight (grams) |
|-----------------|------------|-----------------------|----------------|--------------|--------------|----------------|-----------------|----------|------------|--------------|------------|------------------|---------------------|
| Mountain Sucker | All | 1 | 1 | 1 | 1 | 16 | 0 | 10 | 7 | 0.29 | 16 | 133.0 | 20.0 |
| Stone Cat | All | 5 | 6 | 13 | 5 | 98 | 2 | 60 | 40 | 2.10 | 97 | 89.6 | 24.0 |

| | | |
|--|---------------------------------|-------------------------------------|
| Site Number: 44 | Date Sampled: 05/23/2016 | Conductivity (umhos/cm): 959 |
| Site Midpoint (Latitude, Longitude): 44.62092026, -103.47188053 | Site Length (m): 100 | pH: 7.1 |
| Survey Completed by: South Dakota Game, Fish and Parks | Mean Width (m): 7.8 | Water Temperature (C): 16.0 |
| Stream Classification: BR3 | Number of Pass: 3 | Voltage: |

| Species | Size Class | Total Number Captured | Est. # in site | Upper 95% CI | Lower 95% CI | # per Hectacre | Kg per Hectacre | # per Km | # per Acre | lb. per Acre | # per Mile | Mean Length (mm) | Mean Weight (grams) |
|--------------------|------------|-----------------------|----------------|--------------|--------------|----------------|-----------------|----------|------------|--------------|------------|------------------|---------------------|
| Brown Trout | >=200mm | 3 | 3 | 3 | 3 | 38 | 6 | 30 | 16 | 5.04 | 48 | 236.7 | 147.0 |
| Brown Trout | All | 3 | 3 | 3 | 3 | 38 | 6 | 30 | 16 | 5.04 | 48 | 236.7 | 147.0 |
| Green Sunfish | All | 6 | 6 | 7 | 6 | 77 | 6 | 60 | 31 | 5.28 | 97 | 124.3 | 77.0 |
| Mountain Sucker | All | 2 | 2 | 6 | 2 | 26 | 1 | 20 | 10 | 0.57 | 32 | 128.0 | 25.0 |
| Shorthead Redhorse | All | 5 | 5 | 5 | 5 | 64 | 15 | 50 | 26 | 13.03 | 80 | 292.0 | 228.2 |
| Stone Cat | All | 37 | 46 | 62 | 37 | 588 | 12 | 460 | 238 | 11.14 | 740 | 97.7 | 21.2 |

White Sucker All 6 6 6 6 77 15 60 31 12.96 97 229.5 189.2

Site Number: 131
Site Midpoint (Latitude, Longitude): 44.58943150, -103.52027768
Survey Completed by: South Dakota Game, Fish and Parks
Stream Classification: BR3

Date Sampled: 05/23/2016
Site Length (m): 100
Mean Width (m): 10.3
Number of Pass: 3
Conductivity (umhos/cm):
pH: 7.3
Water Temperature (C): 19.0
Voltage:

| Species | Size Class | Total Number Captured | Est. # in site | Upper 95% CI | Lower 95% CI | # per Hectacre | Kg per Hectacre | # per Km | # per Acre | lb. per Acre | # per Mile | Mean Length (mm) | Mean Weight (grams) |
|-----------------|------------|-----------------------|----------------|--------------|--------------|----------------|-----------------|----------|------------|--------------|------------|------------------|---------------------|
| Brown Trout | <200mm | 1 | 1 | 5 | 1 | 10 | 1 | 10 | 4 | 0.76 | 16 | 199.0 | 87.0 |
| Brown Trout | >=200mm | 1 | 1 | 1 | 1 | 10 | 4 | 10 | 4 | 3.41 | 16 | 334.0 | 392.0 |
| Brown Trout | All | 2 | 2 | 4 | 2 | 19 | 5 | 20 | 8 | 4.17 | 32 | 266.5 | 239.5 |
| Creek Chub | All | 11 | 11 | 13 | 11 | 107 | 1 | 110 | 43 | 1.20 | 177 | 75.1 | 12.5 |
| Green Sunfish | All | 2 | 2 | 2 | 2 | 19 | 1 | 20 | 8 | 0.63 | 32 | 119.5 | 36.0 |
| Mountain Sucker | All | 31 | 32 | 35 | 31 | 312 | 9 | 320 | 126 | 7.61 | 515 | 97.0 | 27.3 |
| Stone Cat | All | 6 | 8 | 19 | 6 | 78 | 5 | 80 | 32 | 4.72 | 129 | 131.8 | 67.8 |
| White Sucker | All | 20 | 31 | 62 | 20 | 302 | 71 | 310 | 122 | 63.55 | 499 | 262.4 | 235.7 |

Site Number: 131
Site Midpoint (Latitude, Longitude): 44.58943150, -103.52027768
Survey Completed by: South Dakota Game, Fish and Parks
Stream Classification: None

Date Sampled: 07/05/2016
Site Length (m): 100
Mean Width (m): 8.7
Number of Pass: 1
Conductivity (umhos/cm): 734
pH: 7.2
Water Temperature (C): 25.5
Voltage:

| Species | Size Class | Total Number Captured | Est. # in site | Upper 95% CI | Lower 95% CI | # per Hectacre | Kg per Hectacre | # per Km | # per Acre | lb. per Acre | # per Mile | Mean Length (mm) | Mean Weight (grams) |
|---------------|------------|-----------------------|----------------|--------------|--------------|----------------|-----------------|----------|------------|--------------|------------|------------------|---------------------|
| Green Sunfish | All | 2 | 2 | 2 | 2 | 23 | 1 | 20 | 9 | 1.08 | 32 | 133.0 | 53.0 |
| White Sucker | All | 2 | 2 | 2 | 2 | 23 | 4 | 20 | 9 | 3.40 | 32 | 244.5 | 166.0 |

Site Number: 295
Site Midpoint (Latitude, Longitude): 44.51740810, -103.60458517
Survey Completed by: South Dakota Game, Fish and Parks
Stream Classification: BR2

Date Sampled: 05/31/2016 **Conductivity (umhos/cm):** 845
Site Length (m): 100 **pH:** 7.6
Mean Width (m): 9.6 **Water Temperature (C):** 9.1
Number of Pass: 3 **Voltage:**

| Species | Size Class | Total Number Captured | Est. # in site | Upper 95% CI | Lower 95% CI | # per Hectacre | Kg per Hectacre | # per Km | # per Acre | lb. per Acre | # per Mile | Mean Length (mm) | Mean Weight (grams) |
|-----------------|------------|-----------------------|----------------|--------------|--------------|----------------|-----------------|----------|------------|--------------|------------|------------------|---------------------|
| Brown Trout | <200mm | 15 | 15 | 17 | 15 | 156 | 11 | 150 | 63 | 10.09 | 241 | 116.7 | 72.4 |
| Brown Trout | >=200mm | 8 | 8 | 8 | 8 | 83 | 16 | 80 | 34 | 14.46 | 129 | 244.4 | 194.5 |
| Brown Trout | All | 23 | 23 | 24 | 23 | 239 | 32 | 230 | 97 | 28.52 | 370 | 161.1 | 133.4 |
| Mountain Sucker | All | 44 | 90 | 197 | 44 | 937 | 29 | 900 | 379 | 25.75 | 1448 | 121.8 | 30.8 |

Site Number: 295
Site Midpoint (Latitude, Longitude): 44.51740810, -103.60458517
Survey Completed by: South Dakota Game, Fish and Parks
Stream Classification: None

Date Sampled: 07/05/2016 **Conductivity (umhos/cm):** 701
Site Length (m): 100 **pH:** 11.6
Mean Width (m): 9.1 **Water Temperature (C):** 27.7
Number of Pass: 3 **Voltage:**

| Species | Size Class | Total Number Captured | Est. # in site | Upper 95% CI | Lower 95% CI | # per Hectacre | Kg per Hectacre | # per Km | # per Acre | lb. per Acre | # per Mile | Mean Length (mm) | Mean Weight (grams) |
|-----------------|------------|-----------------------|----------------|--------------|--------------|----------------|-----------------|----------|------------|--------------|------------|------------------|---------------------|
| Mountain Sucker | All | 2 | 2 | 2 | 2 | 22 | 1 | 20 | 9 | 0.63 | 32 | 135.5 | 32.0 |
| White Sucker | All | 2 | 2 | 4 | 2 | 22 | 0 | 20 | 9 | 0.22 | 32 | 96.0 | 11.0 |

Site Number: 383
Site Midpoint (Latitude, Longitude): 44.46006016, -103.62011969
Survey Completed by: South Dakota Game, Fish and Parks
Stream Classification: BR2

Date Sampled: 05/20/2016 **Conductivity (umhos/cm):** 724
Site Length (m): 100 **pH:** 7.5
Mean Width (m): 7.6 **Water Temperature (C):** 17.9
Number of Pass: 3 **Voltage:**

| Species | Size Class | Total Number Captured | Est. # in site | Upper 95% CI | Lower 95% CI | # per Hectacre | Kg per Hectacre | # per Km | # per Acre | lb. per Acre | # per Mile | Mean Length (mm) | Mean Weight (grams) |
|-----------------|------------|-----------------------|----------------|--------------|--------------|----------------|-----------------|----------|------------|--------------|------------|------------------|---------------------|
| Brown Trout | <200mm | 4 | 4 | 4 | 4 | 52 | 3 | 40 | 21 | 2.70 | 64 | 165.5 | 57.8 |
| Brown Trout | >=200mm | 12 | 12 | 12 | 12 | 157 | 59 | 120 | 64 | 52.35 | 193 | 298.5 | 372.7 |
| Brown Trout | All | 16 | 16 | 17 | 16 | 210 | 62 | 160 | 85 | 55.05 | 257 | 265.3 | 293.9 |
| Mountain Sucker | All | 419 | 1208 | 2018 | 419 | 15838 | 350 | 12080 | 6414 | 312.75 | 19437 | 98.8 | 22.1 |
| White Sucker | All | 1 | 1 | 1 | 1 | 13 | 1 | 10 | 5 | 0.57 | 16 | 160.0 | 49.0 |

Site Number: 383

Site Midpoint (Latitude, Longitude): 44.46006016, -103.62011969

Survey Completed by: South Dakota Game, Fish and Parks

Stream Classification: BR3

Date Sampled: 05/23/2016

Site Length (m):

Mean Width (m): 6.4

Number of Pass: 3

Conductivity (umhos/cm): 775

pH: 7.3

Water Temperature (C): 19.0

Voltage:

| Species | Size Class | Total Number Captured | Est. # in site | Upper 95% CI | Lower 95% CI | # per Hectacre | Kg per Hectacre | # per Km | # per Acre | lb. per Acre | # per Mile | Mean Length (mm) | Mean Weight (grams) |
|-----------------|------------|-----------------------|----------------|--------------|--------------|----------------|-----------------|----------|------------|--------------|------------|------------------|---------------------|
| Brown Trout | >=200mm | 11 | 11 | 11 | 11 | 0 | 0 | 0 | 0 | 0.00 | 0 | 316.1 | 412.6 |
| Brown Trout | All | 11 | 11 | 11 | 11 | 0 | 0 | 0 | 0 | 0.00 | 0 | 316.1 | 412.6 |
| Creek Chub | All | 5 | 5 | 5 | 5 | 0 | 0 | 0 | 0 | 0.00 | 0 | 163.8 | 51.0 |
| Mountain Sucker | All | 495 | 527 | 545 | 509 | 0 | 0 | 0 | 0 | 0.00 | 0 | 116.7 | 29.3 |
| White Sucker | All | 49 | 50 | 53 | 49 | 0 | 0 | 0 | 0 | 0.00 | 0 | 268.1 | 289.4 |

Site Number: 409

Site Midpoint (Latitude, Longitude): 44.44223417, -103.62944341

Survey Completed by: South Dakota Game, Fish and Parks

Stream Classification: BR3

Date Sampled: 05/31/2016

Site Length (m): 100

Mean Width (m): 7.2

Number of Pass: 3

Conductivity (umhos/cm): 782

pH: 7.6

Water Temperature (C): 10.5

Voltage:

| Species | Size Class | Total Number Captured | Est. # in site | Upper 95% CI | Lower 95% CI | # per Hectacre | Kg per Hectacre | # per Km | # per Acre | lb. per Acre | # per Mile | Mean Length (mm) | Mean Weight (grams) |
|-----------------|------------|-----------------------|----------------|--------------|--------------|----------------|-----------------|----------|------------|--------------|------------|------------------|---------------------|
| Brown Trout | <200mm | 8 | 9 | 14 | 8 | 125 | 5 | 90 | 50 | 4.73 | 145 | 150.9 | 42.5 |
| Brown Trout | >=200mm | 2 | 2 | 2 | 2 | 28 | 10 | 20 | 11 | 8.93 | 32 | 301.0 | 361.0 |
| Brown Trout | All | 10 | 10 | 12 | 10 | 139 | 15 | 100 | 56 | 13.14 | 161 | 180.9 | 106.2 |
| Creek Chub | All | 13 | 14 | 19 | 13 | 194 | 7 | 140 | 79 | 6.23 | 225 | 135.8 | 36.0 |
| Longnose Dace | All | 1084 | 2836 | 3854 | 1818 | 39290 | 511 | 28360 | 15912 | 456.05 | 45631 | 57.6 | 13.0 |
| Mountain Sucker | All | 403 | 639 | 782 | 496 | 8853 | 290 | 6390 | 3585 | 258.74 | 10282 | 109.0 | 32.7 |
| White Sucker | All | 79 | 80 | 83 | 79 | 1108 | 83 | 800 | 449 | 73.76 | 1287 | 167.0 | 74.5 |

Site Number: 515

Site Midpoint (Latitude, Longitude): 44.41178603, -103.69411585

Survey Completed by: South Dakota Game, Fish and Parks

Stream Classification: BR1, RB2

Date Sampled: 06/01/2016

Site Length (m): 100

Mean Width (m): 8.1

Number of Pass: 3

Conductivity (umhos/cm): 835

pH: 7.2

Water Temperature (C): 8.8

Voltage:

| Species | Size Class | Total Number Captured | Est. # in site | Upper 95% CI | Lower 95% CI | # per Hectacre | Kg per Hectacre | # per Km | # per Acre | lb. per Acre | # per Mile | Mean Length (mm) | Mean Weight (grams) |
|-----------------|------------|-----------------------|----------------|--------------|--------------|----------------|-----------------|----------|------------|--------------|------------|------------------|---------------------|
| Brown Trout | <200mm | 21 | 21 | 22 | 21 | 258 | 19 | 210 | 105 | 17.17 | 338 | 179.9 | 74.4 |
| Brown Trout | >=200mm | 47 | 47 | 48 | 47 | 578 | 229 | 470 | 234 | 204.05 | 756 | 301.6 | 395.2 |
| Brown Trout | All | 68 | 68 | 69 | 68 | 837 | 248 | 680 | 339 | 221.22 | 1094 | 264.0 | 296.1 |
| Cutthroat Trout | >=200mm | 1 | 1 | 2 | 1 | 12 | 5 | 10 | 5 | 4.10 | 16 | 311.0 | 373.0 |
| Cutthroat Trout | All | 1 | 1 | 2 | 1 | 12 | 5 | 10 | 5 | 4.10 | 16 | 311.0 | 373.0 |
| Longnose Dace | All | 352 | 351 | 378 | 352 | 4319 | 56 | 3510 | 1749 | 50.13 | 5648 | 70.3 | 13.0 |
| Mountain Sucker | All | 82 | 105 | 133 | 82 | 1292 | 35 | 1050 | 523 | 30.85 | 1689 | 109.4 | 26.7 |
| Rainbow Trout | >=200mm | 2 | 2 | 3 | 2 | 25 | 28 | 20 | 10 | 24.65 | 32 | 468.5 | 1122.0 |
| Rainbow Trout | All | 2 | 2 | 3 | 2 | 25 | 28 | 20 | 10 | 24.65 | 32 | 468.5 | 1122.0 |

Site Number: 515
Site Midpoint (Latitude, Longitude): 44.41178603, -103.69411585
Survey Completed by: South Dakota Game, Fish and Parks
Stream Classification: BR2

Date Sampled: 07/06/2016
Site Length (m): 100
Mean Width (m): 79.5
Number of Pass: 3
Conductivity (umhos/cm):
pH: 7.5
Water Temperature (C): 68.0
Voltage:

| Species | Size Class | Total Number Captured | Est. # in site | Upper 95% CI | Lower 95% CI | # per Hectacre | Kg per Hectacre | # per Km | # per Acre | lb. per Acre | # per Mile | Mean Length (mm) | Mean Weight (grams) |
|-----------------|------------|-----------------------|----------------|--------------|--------------|----------------|-----------------|----------|------------|--------------|------------|------------------|---------------------|
| Brown Trout | <200mm | 13 | 13 | 15 | 13 | 16 | 1 | 130 | 7 | 1.26 | 209 | 168.4 | 86.3 |
| Brown Trout | >=200mm | 76 | 79 | 84 | 76 | 99 | 31 | 790 | 40 | 28.04 | 1271 | 275.4 | 316.2 |
| Brown Trout | All | 89 | 93 | 99 | 89 | 117 | 34 | 930 | 47 | 29.97 | 1496 | 259.7 | 287.1 |
| Cutthroat Trout | >=200mm | 1 | 1 | 1 | 1 | 1 | 1 | 10 | 1 | 0.47 | 16 | 326.0 | 420.0 |
| Cutthroat Trout | All | 1 | 1 | 1 | 1 | 1 | 1 | 10 | 1 | 0.47 | 16 | 326.0 | 420.0 |
| Mountain Sucker | All | 200 | 284 | 351 | 217 | 357 | 8 | 2840 | 145 | 7.43 | 4570 | 103.4 | 23.3 |

Site Number: 539
Site Midpoint (Latitude, Longitude): 44.39558878, -103.70337461
Survey Completed by: South Dakota Game, Fish and Parks
Stream Classification: BK0, BR2, RB2

Date Sampled: 05/19/2016
Site Length (m): 100
Mean Width (m): 7.0
Number of Pass: 3
Conductivity (umhos/cm):
pH:
Water Temperature (C): 15.0
Voltage:

| Species | Size Class | Total Number Captured | Est. # in site | Upper 95% CI | Lower 95% CI | # per Hectacre | Kg per Hectacre | # per Km | # per Acre | lb. per Acre | # per Mile | Mean Length (mm) | Mean Weight (grams) |
|-----------------|------------|-----------------------|----------------|--------------|--------------|----------------|-----------------|----------|------------|--------------|------------|------------------|---------------------|
| Brook Trout | <200mm | 1 | 1 | 1 | 1 | 14 | 1 | 10 | 6 | 0.83 | 16 | 186.0 | 65.0 |
| Brook Trout | All | 1 | 1 | 1 | 1 | 14 | 1 | 10 | 6 | 0.83 | 16 | 186.0 | 65.0 |
| Brown Trout | <200mm | 26 | 26 | 28 | 26 | 373 | 24 | 260 | 151 | 21.67 | 418 | 176.3 | 65.0 |
| Brown Trout | >=200mm | 24 | 24 | 25 | 24 | 345 | 124 | 240 | 140 | 110.47 | 386 | 313.0 | 359.0 |
| Brown Trout | All | 50 | 51 | 54 | 50 | 732 | 151 | 510 | 297 | 134.79 | 821 | 241.9 | 206.1 |
| Cutthroat Trout | >=200mm | 1 | 1 | 2 | 1 | 14 | 3 | 10 | 6 | 2.51 | 16 | 258.0 | 196.0 |

| | | | | | | | | | | | | | |
|-----------------------|-----|----|-----|-----|----|------|----|------|-----|-------|------|-------|-------|
| Cutthroat Trout | All | 1 | 1 | 2 | 1 | 14 | 3 | 10 | 6 | 2.51 | 16 | 258.0 | 196.0 |
| Mountain Sucker | All | 55 | 119 | 258 | 55 | 1709 | 42 | 1190 | 692 | 37.87 | 1915 | 124.7 | 24.8 |
| Rainbow Trout >=200mm | | 1 | 1 | 1 | 1 | 14 | 11 | 10 | 6 | 9.85 | 16 | 389.0 | 768.0 |
| Rainbow Trout | All | 1 | 1 | 1 | 1 | 14 | 11 | 10 | 6 | 9.85 | 16 | 389.0 | 768.0 |

Site Number: 558

Site Midpoint (Latitude, Longitude): 44.38550441, -103.71870274

Survey Completed by: South Dakota Game, Fish and Parks

Stream Classification: BK0, BR1

Date Sampled: 05/19/2016

Site Length (m): 100

Mean Width (m): 6.8

Number of Pass: 3

Conductivity (umhos/cm):

pH:

Water Temperature (C):

Voltage:

| Species | Size Class | Total Number Captured | Est. # in site | Upper 95% CI | Lower 95% CI | # per Hectacre | Kg per Hectacre | # per Km | # per Acre | lb. per Acre | # per Mile | Mean Length (mm) | Mean Weight (grams) |
|-----------------|------------|-----------------------|----------------|--------------|--------------|----------------|-----------------|----------|------------|--------------|------------|------------------|---------------------|
| Brook Trout | <200mm | 3 | 3 | 3 | 3 | 44 | 3 | 30 | 18 | 2.36 | 48 | 164.3 | 60.0 |
| Brook Trout | All | 3 | 3 | 3 | 3 | 44 | 3 | 30 | 18 | 2.36 | 48 | 164.3 | 60.0 |
| Brown Trout | <200mm | 132 | 151 | 169 | 133 | 2218 | 62 | 1510 | 898 | 55.67 | 2430 | 131.1 | 28.1 |
| Brown Trout | >=200mm | 55 | 55 | 55 | 55 | 808 | 157 | 550 | 327 | 140.30 | 885 | 254.3 | 194.5 |
| Brown Trout | All | 187 | 196 | 205 | 187 | 2879 | 222 | 1960 | 1166 | 198.05 | 3154 | 167.3 | 77.1 |
| Longnose Dace | All | 15 | 14 | 19 | 15 | 206 | 5 | 140 | 83 | 4.22 | 225 | 83.5 | 23.0 |
| Mountain Sucker | All | 15 | 28 | 77 | 15 | 411 | 23 | 280 | 167 | 20.56 | 451 | 161.6 | 56.0 |

Site Number: 558

Site Midpoint (Latitude, Longitude): 44.38550441, -103.71870274

Survey Completed by: South Dakota Game, Fish and Parks

Stream Classification: BR1

Date Sampled: 07/08/2016

Site Length (m): 100

Mean Width (m): 6.1

Number of Pass: 3

Conductivity (umhos/cm):

pH: 7.4

Water Temperature (C): 60.0

Voltage:

| Species | Size Class | Total Number Captured | Est. # in site | Upper 95% CI | Lower 95% CI | # per Hectacre | Kg per Hectacre | # per Km | # per Acre | lb. per Acre | # per Mile | Mean Length (mm) | Mean Weight (grams) |
|-----------------|------------|-----------------------|----------------|--------------|--------------|----------------|-----------------|----------|------------|--------------|------------|------------------|---------------------|
| Brown Trout | <200mm | 120 | 124 | 130 | 120 | 2027 | 96 | 1240 | 821 | 85.85 | 1995 | 147.5 | 47.4 |
| Brown Trout | >=200mm | 60 | 60 | 61 | 60 | 981 | 194 | 600 | 397 | 173.21 | 965 | 261.8 | 197.8 |
| Brown Trout | All | 180 | 183 | 188 | 180 | 2991 | 305 | 1830 | 1211 | 272.73 | 2944 | 185.6 | 102.1 |
| Mountain Sucker | All | 87 | 96 | 107 | 87 | 1569 | 51 | 960 | 635 | 45.17 | 1545 | 140.1 | 32.2 |

Site Number: 588

Site Midpoint (Latitude, Longitude): 44.36654564, -103.73424434

Survey Completed by: South Dakota Game, Fish and Parks

Stream Classification: BK0, BR1

Date Sampled: 06/01/2016

Site Length (m): 100

Mean Width (m): 4.3

Number of Pass: 3

Conductivity (umhos/cm): 805

pH: 7.2

Water Temperature (C): 11.4

Voltage:

| Species | Size Class | Total Number Captured | Est. # in site | Upper 95% CI | Lower 95% CI | # per Hectacre | Kg per Hectacre | # per Km | # per Acre | lb. per Acre | # per Mile | Mean Length (mm) | Mean Weight (grams) |
|-------------|------------|-----------------------|----------------|--------------|--------------|----------------|-----------------|----------|------------|--------------|------------|------------------|---------------------|
| Brook Trout | <200mm | 1 | 1 | 1 | 1 | 23 | 1 | 10 | 9 | 1.13 | 16 | 186.0 | 54.0 |
| Brook Trout | All | 1 | 1 | 1 | 1 | 23 | 1 | 10 | 9 | 1.13 | 16 | 186.0 | 54.0 |
| Brown Trout | <200mm | 46 | 47 | 50 | 46 | 1100 | 41 | 470 | 446 | 36.83 | 756 | 148.9 | 37.5 |
| Brown Trout | >=200mm | 69 | 69 | 71 | 69 | 1615 | 339 | 690 | 654 | 302.59 | 1110 | 272.0 | 209.9 |
| Brown Trout | All | 115 | 117 | 121 | 115 | 2738 | 386 | 1170 | 1109 | 344.53 | 1883 | 222.8 | 140.9 |

Site Number: 588

Site Midpoint (Latitude, Longitude): 44.36654564, -103.73424434

Survey Completed by: South Dakota Game, Fish and Parks

Stream Classification: BK3, BR1

Date Sampled: 07/06/2016

Site Length (m): 100

Mean Width (m): 4.0

Number of Pass: 3

Conductivity (umhos/cm): 503

pH: 7.5

Water Temperature (C): 22.2

Voltage:

| Species | Size Class | Total Number Captured | Est. # in site | Upper 95% CI | Lower 95% CI | # per Hectacre | Kg per Hectacre | # per Km | # per Acre | lb. per Acre | # per Mile | Mean Length (mm) | Mean Weight (grams) |
|-----------------|------------|-----------------------|----------------|--------------|--------------|----------------|-----------------|----------|------------|--------------|------------|------------------|---------------------|
| Brook Trout | <200mm | 1 | 1 | 1 | 1 | 25 | 2 | 10 | 10 | 1.42 | 16 | 185.0 | 64.0 |
| Brook Trout | >=200mm | 1 | 1 | 2 | 1 | 25 | 2 | 10 | 10 | 1.60 | 16 | 200.0 | 72.0 |
| Brook Trout | All | 2 | 2 | 3 | 2 | 50 | 3 | 20 | 20 | 3.02 | 32 | 192.5 | 68.0 |
| Brown Trout | <200mm | 21 | 21 | 23 | 21 | 523 | 30 | 210 | 212 | 26.53 | 338 | 152.1 | 56.9 |
| Brown Trout | >=200mm | 59 | 60 | 63 | 59 | 1493 | 289 | 600 | 605 | 257.73 | 965 | 266.8 | 193.3 |
| Brown Trout | All | 80 | 82 | 86 | 80 | 2041 | 320 | 820 | 826 | 286.14 | 1319 | 236.7 | 157.0 |
| Mountain Sucker | All | 2 | 2 | 2 | 2 | 50 | 3 | 20 | 20 | 2.89 | 32 | 173.0 | 65.0 |

Site Number: 612

Site Midpoint (Latitude, Longitude): 44.35478049, -103.73811696

Survey Completed by: South Dakota Game, Fish and Parks

Stream Classification: BK3, BR1

Date Sampled: 07/08/2016

Site Length (m): 100

Mean Width (m): 5.4

Number of Pass: 3

Conductivity (umhos/cm): 281

pH: 7.5

Water Temperature (C): 22.0

Voltage:

| Species | Size Class | Total Number Captured | Est. # in site | Upper 95% CI | Lower 95% CI | # per Hectacre | Kg per Hectacre | # per Km | # per Acre | lb. per Acre | # per Mile | Mean Length (mm) | Mean Weight (grams) |
|-------------|------------|-----------------------|----------------|--------------|--------------|----------------|-----------------|----------|------------|--------------|------------|------------------|---------------------|
| Brook Trout | >=200mm | 2 | 2 | 2 | 2 | 37 | 4 | 20 | 15 | 3.84 | 32 | 221.0 | 115.5 |
| Brook Trout | All | 2 | 2 | 2 | 2 | 37 | 4 | 20 | 15 | 3.84 | 32 | 221.0 | 115.5 |
| Brown Trout | <200mm | 61 | 61 | 62 | 61 | 1135 | 52 | 610 | 460 | 46.46 | 981 | 147.7 | 45.8 |
| Brown Trout | >=200mm | 25 | 25 | 25 | 25 | 465 | 73 | 250 | 188 | 65.16 | 402 | 245.9 | 156.8 |
| Brown Trout | All | 86 | 86 | 87 | 86 | 1601 | 127 | 860 | 648 | 113.29 | 1384 | 176.2 | 79.3 |

Site Number: 690

Site Midpoint (Latitude, Longitude): 44.31971358, -103.76779760

Survey Completed by: South Dakota Game, Fish and Parks

Stream Classification: BK3, BR1

Date Sampled: 05/24/2016

Site Length (m): 100

Mean Width (m): 4.3

Number of Pass: 3

Conductivity (umhos/cm): 340

pH: 7.0

Water Temperature (C): 8.5

Voltage:

| Species | Size Class | Total Number Captured | Est. # in site | Upper 95% CI | Lower 95% CI | # per Hectacre | Kg per Hectacre | # per Km | # per Acre | lb. per Acre | # per Mile | Mean Length (mm) | Mean Weight (grams) |
|-------------|------------|-----------------------|----------------|--------------|--------------|----------------|-----------------|----------|------------|--------------|------------|------------------|---------------------|
| Brook Trout | <200mm | 58 | 58 | 60 | 58 | 1346 | 47 | 580 | 545 | 41.93 | 933 | 134.5 | 34.9 |
| Brook Trout | >=200mm | 2 | 2 | 3 | 2 | 46 | 5 | 20 | 19 | 4.19 | 32 | 220.5 | 101.0 |
| Brook Trout | All | 60 | 61 | 64 | 60 | 1416 | 53 | 610 | 573 | 47.58 | 981 | 137.4 | 37.6 |
| Brown Trout | <200mm | 94 | 94 | 96 | 94 | 2181 | 62 | 940 | 883 | 55.14 | 1512 | 129.1 | 28.3 |
| Brown Trout | >=200mm | 21 | 21 | 21 | 21 | 487 | 74 | 210 | 197 | 65.64 | 338 | 246.8 | 150.9 |
| Brown Trout | All | 115 | 115 | 117 | 115 | 2669 | 137 | 1150 | 1081 | 122.71 | 1850 | 150.6 | 51.5 |

Site Number: 690

Site Midpoint (Latitude, Longitude): 44.31971358, -103.76779760

Survey Completed by: South Dakota Game, Fish and Parks

Stream Classification: None

Date Sampled: 07/05/2016

Site Length (m): 100

Mean Width (m): 7.2

Number of Pass: 3

Conductivity (umhos/cm):

pH: 7.8

Water Temperature (C): 81.0

Voltage:

| Species | Size Class | Total Number Captured | Est. # in site | Upper 95% CI | Lower 95% CI | # per Hectacre | Kg per Hectacre | # per Km | # per Acre | lb. per Acre | # per Mile | Mean Length (mm) | Mean Weight (grams) |
|-----------------|------------|-----------------------|----------------|--------------|--------------|----------------|-----------------|----------|------------|--------------|------------|------------------|---------------------|
| Mountain Sucker | All | 277 | 301 | 318 | 284 | 4202 | 70 | 3010 | 1702 | 62.72 | 4843 | 84.9 | 16.7 |

Stream sites are classified based on the estimates of adult trout over eight inches that exist within the site. Estimates are derived from 3-pass backpack electrofishing surveys at 100-meter sites within streams. While all fish in the site are collected and measured, only trout species are used for classifications. Sites are numbered in accordance for the distance (m) from the stream confluence of a higher order stream/river.

| Based on number of trout in excess of eight inches | |
|--|---|
| Class BR1 | Number of wild Brown Trout exceeds 150 per acre |
| Class BR2 | Number of wild Brook Trout ranges from 25 to 150 per acre |
| Class BR3 | Number of wild Brown Trout is less than 25 per acre |
| Class BK1 | Number of wild Brook Trout exceeds 150 per acre |
| Class BK2 | Number of wild Brook Trout ranges from 25 to 150 per acre |
| Class BK3 | Number of wild Brook Trout is less than 25 per acre |
| Class RB1 | Number of wild Rainbow Trout exceeds 25 per acre |
| Class RB2 | Number of wild Rainbow Trout is less than 25 per acre |

Table 2. Species composition and population estimates on Whitewood Creek, 2006-2016

Site 43

| Species/Size | Date | Pop Est. | (95% C.I.) | Stream Classification |
|---------------------|--------------|----------|------------|-----------------------|
| Brown Trout <200mm | Oct 21, 2009 | 5 | 5-5 | |
| | Nov 02, 2011 | 18 | 18-18 | |
| | Oct 23, 2012 | 19 | 19-20 | |
| Brown Trout >=200mm | Oct 12, 2006 | 3 | 3-4 | BR2 |
| | Oct 21, 2009 | 8 | 8-8 | BR3 |
| | Nov 02, 2011 | 5 | 5-5 | BR3 |
| | Oct 23, 2012 | 19 | 19-20 | BR3 |

| | | | |
|-----------------|--------------|-----|---------|
| Creek Chub | Oct 21, 2009 | 213 | 209-218 |
| | Nov 02, 2011 | 457 | 454-461 |
| | Oct 23, 2012 | 112 | 111-115 |
| Fathead Minnow | Oct 21, 2009 | 1 | 1-1 |
| | Nov 02, 2011 | 53 | 53-53 |
| | Oct 23, 2012 | 11 | 11-12 |
| Green Sunfish | Oct 23, 2012 | 2 | 2-2 |
| Longnose Dace | Oct 12, 2006 | 102 | 90-116 |
| | Oct 21, 2009 | 450 | 419-481 |
| | Nov 02, 2011 | 383 | 364-402 |
| | Oct 23, 2012 | 351 | 342-360 |
| Mountain Sucker | Oct 12, 2006 | 1 | 1-2 |
| | Oct 21, 2009 | 42 | 42-44 |
| | Nov 02, 2011 | 102 | 101-105 |
| | Oct 23, 2012 | 18 | 18-18 |
| | Jul 05, 2016 | 1 | 1-1 |

| | | | |
|--------------------|--------------|-----|---------|
| Shorthead Redhorse | Sep 09, 2015 | 1 | 1-1 |
| Stone Cat | Oct 21, 2009 | 8 | 4-42 |
| | Nov 02, 2011 | 2 | 2-2 |
| | Oct 23, 2012 | 3 | 3-3 |
| | Jul 05, 2016 | 6 | 5-13 |
| White Sucker | Oct 12, 2006 | 18 | 18-18 |
| | Oct 21, 2009 | 58 | 58-59 |
| | Nov 02, 2011 | 97 | 97-97 |
| | Oct 23, 2012 | 120 | 119-123 |
| | Sep 09, 2015 | 1 | 1-1 |

Site 44

| Species/Size | Date | Pop Est. | (95% C.I.) | Stream Classification |
|---------------------|--------------|-----------------|-------------------|------------------------------|
| Brown Trout >=200mm | Oct 20, 2009 | 1 | 1-1 | BR3 |
| | May 23, 2016 | 3 | 3-3 | BR3 |
| Creek Chub | Oct 20, 2009 | 8 | 8-10 | |
| | Oct 31, 2011 | 48 | 48-50 | |

| | | | |
|--------------------|--------------|-----|---------|
| Creek Chub | Oct 24, 2012 | 20 | 19-24 |
| Fathead Minnow | Oct 24, 2012 | 25 | 25-26 |
| Green Sunfish | Oct 20, 2009 | 9 | 9-10 |
| | May 23, 2016 | 6 | 6-7 |
| Longnose Dace | Oct 20, 2009 | 108 | 89-130 |
| | Oct 24, 2012 | 7 | 7-7 |
| Mountain Sucker | Aug 17, 2009 | 3 | 3-3 |
| | Oct 20, 2009 | 11 | 11-11 |
| | Oct 31, 2011 | 24 | 24-26 |
| | May 23, 2016 | 2 | 2-6 |
| Red Shiner | Oct 24, 2012 | 413 | 148-857 |
| Sand Shiner | Oct 20, 2009 | 5 | 5-5 |
| | Oct 24, 2012 | 4 | 4-5 |
| Shorthead Redhorse | Aug 17, 2009 | 4 | 4-4 |
| | Oct 20, 2009 | 6 | 6-7 |
| | Oct 24, 2012 | 8 | 6-19 |

| | | | |
|--------------------|--------------|-----|--------|
| Shorthead Redhorse | May 23, 2016 | 5 | 5-5 |
| Stone Cat | Oct 20, 2009 | 87 | 56-137 |
| | Oct 24, 2012 | 1 | 1-2 |
| | May 23, 2016 | 46 | 37-62 |
| White Sucker | Oct 20, 2009 | 1 | 1-5 |
| | Oct 24, 2012 | 164 | 82-299 |
| | May 23, 2016 | 6 | 6-6 |

Site 131

| Species/Size | Date | Pop Est. | (95% C.I.) | Stream Classification |
|---------------------|--------------|-----------------|-------------------|------------------------------|
| Brown Trout <200mm | Oct 20, 2009 | 1 | 1-1 | |
| | May 23, 2016 | 1 | 1-5 | |
| Brown Trout >=200mm | Oct 11, 2006 | 1 | 1-1 | BR3 |
| | May 23, 2016 | 1 | 1-1 | BR3 |
| Creek Chub | Oct 20, 2009 | 50 | 46-57 | |
| | Nov 01, 2011 | 48 | 48-50 | |
| | Oct 23, 2012 | 493 | 485-501 | |

| | | | |
|-----------------|--------------|-----|---------|
| Creek Chub | May 23, 2016 | 11 | 11-13 |
| Fathead Minnow | Oct 20, 2009 | 1 | 1-1 |
| | Nov 01, 2011 | 5 | 5-5 |
| Green Sunfish | Oct 11, 2006 | 2 | 2-2 |
| | Oct 20, 2009 | 4 | 4-6 |
| | Nov 01, 2011 | 22 | 21-26 |
| | May 23, 2016 | 2 | 2-2 |
| | Jul 05, 2016 | 2 | 2-2 |
| Longnose Dace | Oct 11, 2006 | 7 | 7-9 |
| | Oct 20, 2009 | 446 | 385-507 |
| | Nov 01, 2011 | 222 | 208-236 |
| | Oct 23, 2012 | 46 | 46-46 |
| Mountain Sucker | Oct 20, 2009 | 37 | 27-59 |
| | Nov 01, 2011 | 24 | 24-26 |
| | Oct 23, 2012 | 8 | 8-9 |
| | Jul 28, 2015 | 1 | 1-1 |

| | | | |
|--------------------|--------------|----|--------|
| Mountain Sucker | Sep 09, 2015 | 1 | 1-1 |
| | May 23, 2016 | 32 | 31-35 |
| Shorthead Redhorse | Oct 20, 2009 | 1 | 1-2 |
| Stone Cat | Oct 11, 2006 | 3 | 3-3 |
| | Oct 20, 2009 | 18 | 19-26 |
| | Nov 01, 2011 | 17 | 18-22 |
| | Oct 23, 2012 | 4 | 4-5 |
| | May 23, 2016 | 8 | 6-19 |
| White Sucker | Oct 11, 2006 | 81 | 80-84 |
| | Oct 20, 2009 | 58 | 34-112 |
| | Nov 01, 2011 | 46 | 45-49 |
| | Oct 23, 2012 | 60 | 58-64 |
| | Sep 09, 2015 | 5 | 5-5 |
| | May 23, 2016 | 31 | 20-62 |
| | Jul 05, 2016 | 2 | 2-2 |

| Species/Size | Date | Pop Est. | (95% C.I.) | Stream Classification |
|---------------------|--------------|----------|------------|-----------------------|
| Brown Trout <200mm | Oct 21, 2009 | 14 | 14-16 | |
| | Nov 02, 2011 | 78 | 76-82 | |
| | Oct 24, 2012 | 8 | 8-10 | |
| | Sep 22, 2015 | 92 | 89-97 | |
| | May 31, 2016 | 15 | 15-17 | |
| Brown Trout >=200mm | Jun 23, 2009 | 1 | 1-1 | BR3 |
| | Oct 21, 2009 | 10 | 10-11 | BR3 |
| | Sep 22, 2015 | 6 | 6-6 | BR2 |
| | May 31, 2016 | 8 | 8-8 | BR2 |
| Creek Chub | Oct 21, 2009 | 35 | 35-36 | |
| | Nov 02, 2011 | 8 | 8-9 | |
| Fathead Minnow | Nov 02, 2011 | 24 | 24-25 | |
| Longnose Dace | Oct 12, 2006 | 290 | 273-307 | |
| | Oct 21, 2009 | 4809 | 4172-5446 | |
| | Nov 02, 2011 | 489 | 257-721 | |

| | | | |
|--------------------|--------------|-----|---------|
| Longnose Dace | Oct 24, 2012 | 415 | 394-436 |
| Mountain Sucker | Jun 23, 2009 | 24 | 24-24 |
| | Oct 21, 2009 | 154 | 141-167 |
| | Nov 02, 2011 | 29 | 23-43 |
| | Oct 24, 2012 | 10 | 10-11 |
| | Sep 22, 2015 | 140 | 37-607 |
| | May 31, 2016 | 90 | 44-197 |
| | Jul 05, 2016 | 2 | 2-2 |
| Sand Shiner | Oct 12, 2006 | 1 | 1-1 |
| Shorthead Redhorse | Oct 12, 2006 | 24 | 20-34 |
| Stone Cat | Oct 21, 2009 | 4 | 4-4 |
| White Sucker | Oct 12, 2006 | 7 | 7-8 |
| | Oct 12, 2006 | 73 | 73-75 |
| | Oct 21, 2009 | 6 | 6-7 |
| | Nov 02, 2011 | 5 | 5-6 |
| | Oct 24, 2012 | 24 | 23-28 |

| | | | |
|--------------|--------------|---|-----|
| White Sucker | Sep 22, 2015 | 3 | 3-4 |
| | Jul 05, 2016 | 2 | 2-4 |

Site 383

| Species/Size | Date | Pop Est. | (95% C.I.) | Stream Classification |
|---------------------|--------------|----------|------------|-----------------------|
| Brown Trout <200mm | May 20, 2016 | 4 | 4-4 | |
| Brown Trout >=200mm | Jul 24, 2014 | 1 | 1-2 | BR3 |
| | May 20, 2016 | 12 | 12-12 | BR2 |
| | May 23, 2016 | 11 | 11-11 | BR3 |
| Creek Chub | May 23, 2016 | 5 | 5-5 | |
| Mountain Sucker | Jul 24, 2014 | 340 | 331-349 | |
| | May 20, 2016 | 1208 | 419-2018 | |
| | May 23, 2016 | 527 | 509-545 | |
| White Sucker | Jul 24, 2014 | 1 | 1-2 | |
| | May 20, 2016 | 1 | 1-1 | |
| | May 23, 2016 | 50 | 49-53 | |

Site 409

| Species/Size | Date | Pop Est. | (95% C.I.) | Stream Classification |
|---------------------|--------------|----------|------------|-----------------------|
| Brown Trout <200mm | May 31, 2016 | 9 | 8-14 | |
| Brown Trout >=200mm | Jul 17, 2008 | 1 | 1-1 | BR3 |
| | Aug 10, 2015 | 4 | 4-4 | BR3 |
| | May 31, 2016 | 2 | 2-2 | BR3 |
| Creek Chub | Aug 10, 2015 | 14 | 14-16 | |
| | May 31, 2016 | 14 | 13-19 | |
| Green Sunfish | Aug 10, 2015 | 1 | 1-5 | |
| Longnose Dace | Aug 10, 2015 | 1256 | 1194-1318 | |
| | May 31, 2016 | 2836 | 1818-3854 | |
| Mountain Sucker | Jul 17, 2008 | 308 | 308-308 | |
| | Aug 10, 2015 | 978 | 938-1018 | |
| | May 31, 2016 | 639 | 496-782 | |
| White Sucker | Aug 10, 2015 | 39 | 39-40 | |
| | May 31, 2016 | 80 | 79-83 | |

Site 515

| Species/Size | Date | Pop Est. | (95% C.I.) | Stream Classification |
|-------------------------|--------------|----------|------------|-----------------------|
| Brown Trout <200mm | Aug 12, 2009 | 11 | 11-11 | |
| | Jun 01, 2016 | 21 | 21-22 | |
| | Jul 06, 2016 | 13 | 13-15 | |
| Brown Trout >=200mm | Aug 12, 2009 | 17 | 17-17 | BR2 |
| | Jul 29, 2014 | 22 | 22-23 | BR2 |
| | Jun 01, 2016 | 47 | 47-48 | BR1 |
| | Jul 06, 2016 | 79 | 76-84 | BR2 |
| Cutthroat Trout >=200mm | Jun 01, 2016 | 1 | 1-2 | |
| | Jul 06, 2016 | 1 | 1-1 | |
| Longnose Dace | Jun 01, 2016 | 351 | 352-378 | |
| Mountain Sucker | Aug 12, 2009 | 91 | 91-91 | |
| | Jul 29, 2014 | 624 | 217-1204 | |
| | Jun 01, 2016 | 105 | 82-133 | |
| | Jul 06, 2016 | 284 | 217-351 | |
| Rainbow Trout >=200mm | Jul 29, 2014 | 3 | 3-4 | RB2 |

| | | | | |
|-----------------------|--------------|---|-----|-----|
| Rainbow Trout >=200mm | Jun 01, 2016 | 2 | 2-3 | RB2 |
|-----------------------|--------------|---|-----|-----|

Site 539

| Species/Size | Date | Pop Est. | (95% C.I.) | Stream Classification |
|-------------------------|--------------|-----------------|-------------------|------------------------------|
| Brook Trout <200mm | May 19, 2016 | 1 | 1-1 | |
| Brook Trout >=200mm | Jul 11, 2013 | 1 | 1-1 | BK3 |
| Brown Trout <200mm | Jul 11, 2013 | 2 | 2-4 | |
| | May 19, 2016 | 26 | 26-28 | |
| Brown Trout >=200mm | Aug 12, 2009 | 15 | 15-15 | BR2 |
| | Jul 11, 2013 | 32 | 31-36 | BR1 |
| | Jul 21, 2014 | 14 | 14-14 | BR2 |
| | May 19, 2016 | 24 | 24-25 | BR2 |
| Cutthroat Trout >=200mm | May 19, 2016 | 1 | 1-2 | |
| Longnose Dace | Jul 21, 2014 | 81 | 52-130 | |
| Mountain Sucker | Aug 12, 2009 | 91 | 91-91 | |
| | Jul 11, 2013 | 108 | 71-160 | |
| | Jul 21, 2014 | 43 | 43-43 | |

| | | | | |
|-----------------------|--------------|-----|--------|-----|
| Mountain Sucker | May 19, 2016 | 119 | 55-258 | |
| Rainbow Trout >=200mm | Aug 12, 2009 | 2 | 2-2 | RB2 |
| | Jul 21, 2014 | 1 | 1-1 | RB2 |
| | May 19, 2016 | 1 | 1-1 | RB2 |

Site 558

| Species/Size | Date | Pop Est. | (95% C.I.) | Stream Classification |
|---------------------|--------------|-----------------|-------------------|------------------------------|
| Brook Trout <200mm | May 19, 2016 | 3 | 3-3 | |
| Brown Trout <200mm | Jul 16, 2008 | 4 | 4-4 | |
| | Jul 12, 2013 | 43 | 42-46 | |
| | Jul 28, 2014 | 15 | 15-17 | |
| | May 19, 2016 | 151 | 133-169 | |
| | Jul 08, 2016 | 124 | 120-130 | |
| Brown Trout >=200mm | Jul 16, 2008 | 12 | 12-12 | BR2 |
| | Jul 12, 2013 | 55 | 55-56 | BR1 |
| | Jul 28, 2014 | 33 | 33-34 | BR1 |
| | May 19, 2016 | 55 | 55-55 | BR1 |

| | | | | |
|-----------------------|--------------|----|--------|-----|
| Brown Trout >=200mm | Jul 08, 2016 | 60 | 60-61 | BR1 |
| Longnose Dace | Jul 28, 2014 | 27 | 25-32 | |
| | May 19, 2016 | 14 | 15-19 | |
| Mountain Sucker | Jul 16, 2008 | 7 | 7-7 | |
| | Jul 12, 2013 | 14 | 13-19 | |
| | Jul 28, 2014 | 38 | 37-42 | |
| | May 19, 2016 | 28 | 15-77 | |
| Rainbow Trout >=200mm | Jul 08, 2016 | 96 | 87-107 | |
| | Jul 16, 2008 | 3 | 3-3 | RB2 |
| | Jul 28, 2014 | 1 | 1-1 | RB2 |

Site 588

| Species/Size | Date | Pop Est. | (95% C.I.) | Stream Classification |
|---------------------|--------------|----------|------------|-----------------------|
| Brook Trout <200mm | Jun 01, 2016 | 1 | 1-1 | |
| | Jul 06, 2016 | 1 | 1-1 | |
| Brook Trout >=200mm | Sep 01, 2011 | 1 | 1-1 | BK3 |
| | Aug 25, 2015 | 1 | 1-1 | BK3 |

| | | | | |
|---------------------|--------------|----|-------|-----|
| Brook Trout >=200mm | Jul 06, 2016 | 1 | 1-2 | BK3 |
| Brown Trout <200mm | Jul 15, 2008 | 7 | 7-7 | |
| | Sep 01, 2011 | 64 | 59-72 | |
| | Aug 27, 2013 | 31 | 31-32 | |
| | Jul 28, 2014 | 16 | 16-17 | |
| | Aug 25, 2015 | 28 | 19-53 | |
| | Jun 01, 2016 | 47 | 46-50 | |
| | Jul 06, 2016 | 21 | 21-23 | |
| Brown Trout >=200mm | Jul 15, 2008 | 33 | 33-33 | BR1 |
| | Sep 01, 2011 | 22 | 15-44 | BR3 |
| | Aug 27, 2013 | 44 | 42-49 | BR1 |
| | Jul 28, 2014 | 43 | 43-44 | BR1 |
| | Aug 25, 2015 | 58 | 56-62 | BR3 |
| | Jun 01, 2016 | 69 | 69-71 | BR1 |
| | Jul 06, 2016 | 60 | 59-63 | BR1 |
| Longnose Dace | Sep 01, 2011 | 3 | 3-5 | |

| | | | |
|-----------------|--------------|---|-----|
| Longnose Dace | Aug 27, 2013 | 1 | 1-2 |
| Mountain Sucker | Aug 27, 2013 | 2 | 2-4 |
| | Jul 28, 2014 | 2 | 2-4 |
| | Aug 25, 2015 | 6 | 6-7 |
| | Jul 06, 2016 | 2 | 2-2 |

Site 612

| Species/Size | Date | Pop Est. | (95% C.I.) | Stream Classification |
|---------------------|--------------|-----------------|-------------------|------------------------------|
| Brook Trout <200mm | Aug 30, 2011 | 31 | 28-38 | |
| | Aug 28, 2013 | 18 | 18-19 | |
| | Aug 25, 2015 | 4 | 4-4 | |
| Brook Trout >=200mm | Aug 30, 2011 | 4 | 4-5 | BK2 |
| | Aug 28, 2013 | 1 | 1-1 | BK3 |
| | Jul 08, 2016 | 2 | 2-2 | BK3 |
| Brown Trout <200mm | Aug 14, 2009 | 30 | 30-30 | |
| | Aug 30, 2011 | 122 | 114-131 | |
| | Aug 28, 2013 | 46 | 43-52 | |

| | | | | |
|---------------------|--------------|----|--------|-----|
| Brown Trout <200mm | Aug 25, 2015 | 96 | 88-106 | |
| | Sep 17, 2015 | 84 | 71-101 | |
| | Jul 08, 2016 | 61 | 61-62 | |
| Brown Trout >=200mm | Aug 14, 2009 | 22 | 22-22 | BR1 |
| | Aug 30, 2011 | 22 | 22-23 | BR1 |
| | Aug 28, 2013 | 23 | 22-27 | BR1 |
| | Aug 25, 2015 | 37 | 36-40 | BR3 |
| | Sep 17, 2015 | 28 | 28-28 | BR1 |
| | Jul 08, 2016 | 25 | 25-25 | BR1 |
| Longnose Dace | Aug 25, 2015 | 2 | 2-3 | |

Site 690

| Species/Size | Date | Pop Est. | (95% C.I.) | Stream Classification |
|---------------------|--------------|-----------------|-------------------|------------------------------|
| Brook Trout <200mm | Aug 12, 2008 | 48 | 48-48 | |
| | Jun 08, 2015 | 79 | 75-86 | |
| | May 24, 2016 | 58 | 58-60 | |
| Brook Trout >=200mm | Aug 12, 2008 | 5 | 5-5 | BK2 |

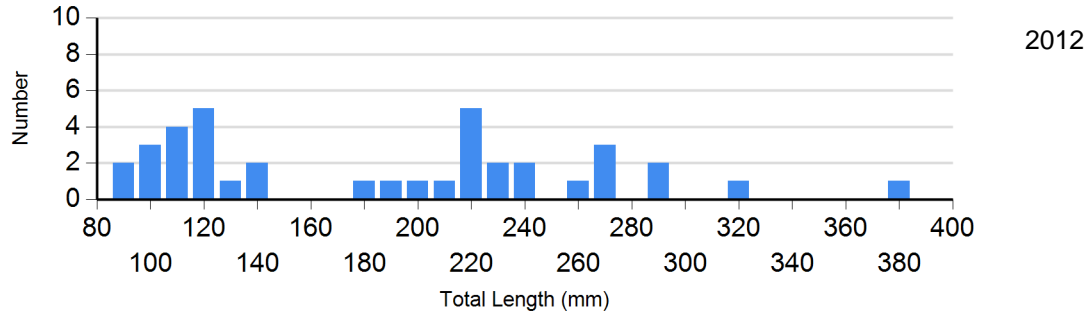
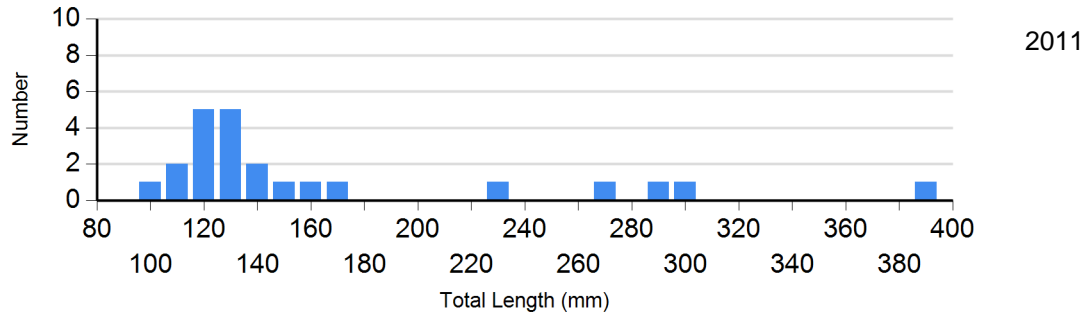
| | | | | |
|---------------------|--------------|-----|---------|-----|
| Brook Trout >=200mm | Jun 08, 2015 | 5 | 5-5 | BK2 |
| | May 24, 2016 | 2 | 2-3 | BK3 |
| Brown Trout <200mm | Aug 12, 2008 | 5 | 5-5 | |
| | Jun 08, 2015 | 37 | 35-42 | |
| | May 24, 2016 | 94 | 94-96 | |
| Brown Trout >=200mm | Jun 08, 2015 | 25 | 23-30 | BR1 |
| | May 24, 2016 | 21 | 21-21 | BR1 |
| Longnose Dace | Jun 08, 2015 | 1 | 1-1 | |
| Mountain Sucker | Jul 05, 2016 | 301 | 284-318 | |

Length Frequency Distribution

Length frequency histogram of species sampled by year.

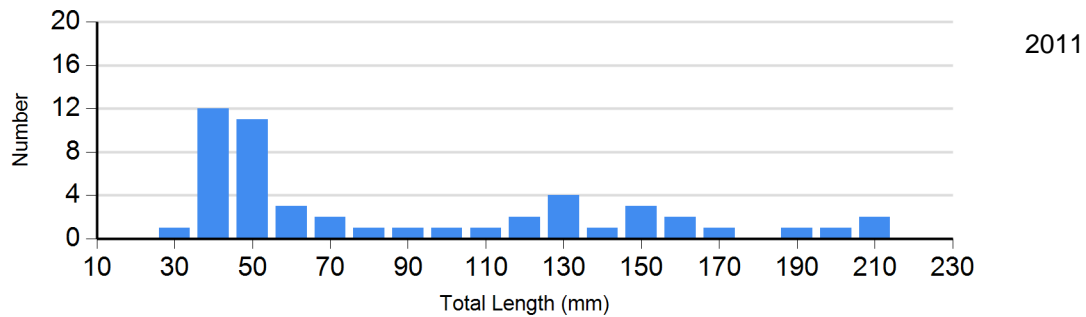
Site: 43

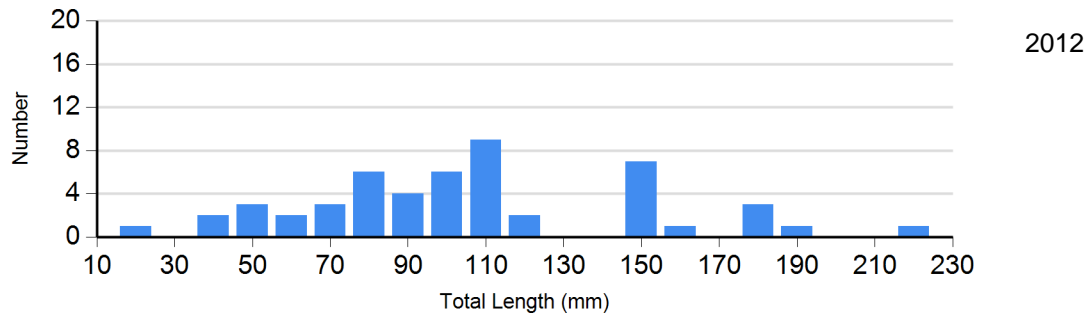
Species: Brown Trout



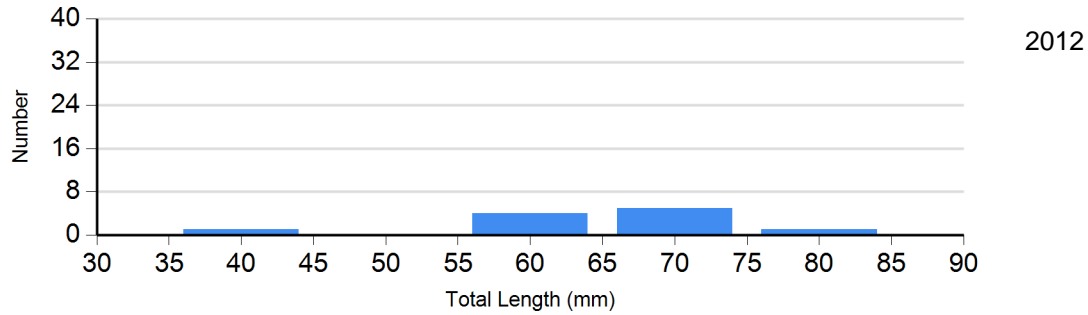
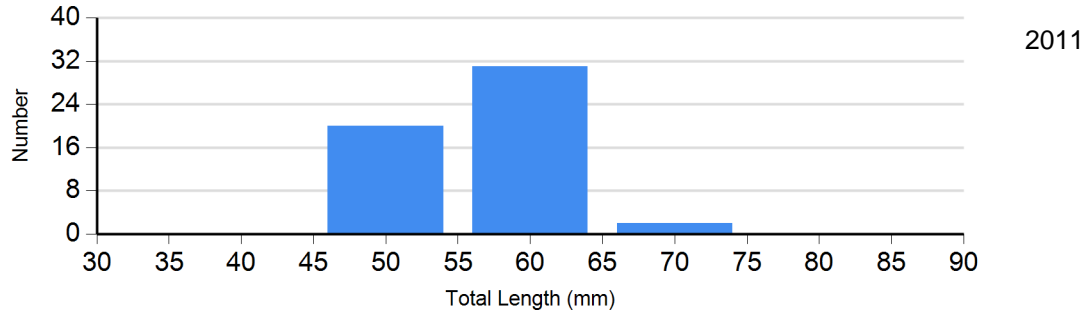
Site: 43

Species: Creek Chub

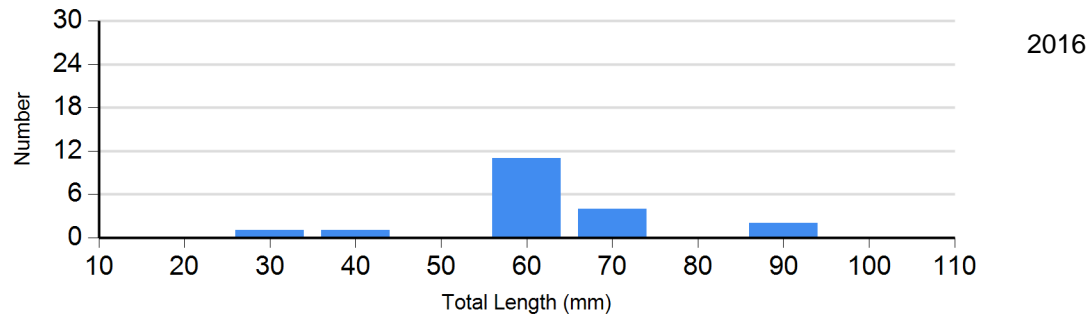
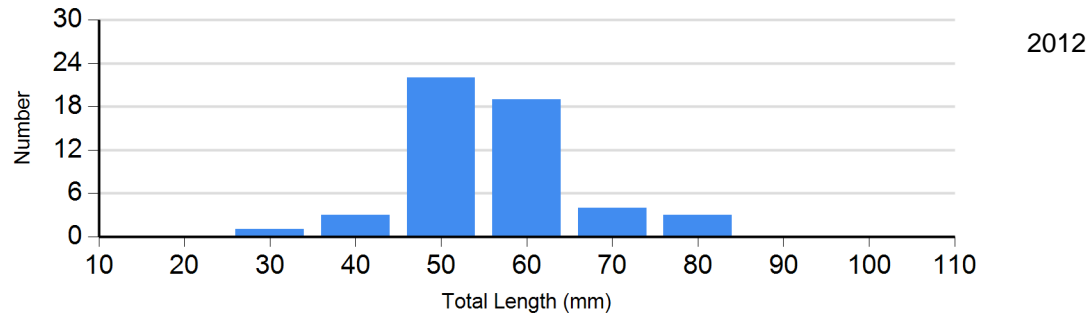
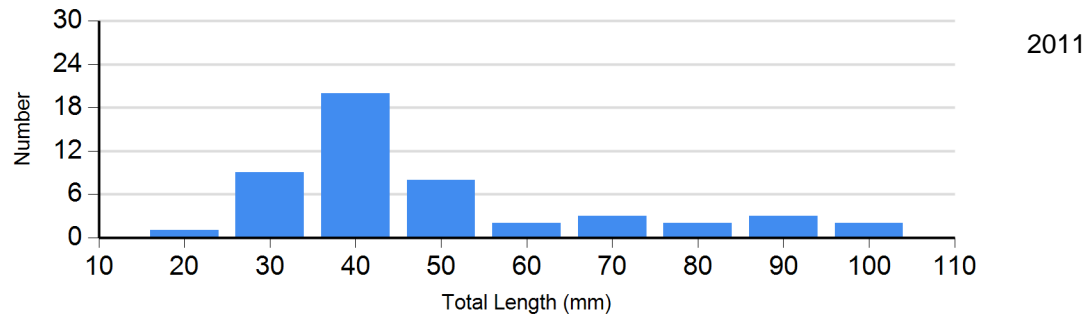




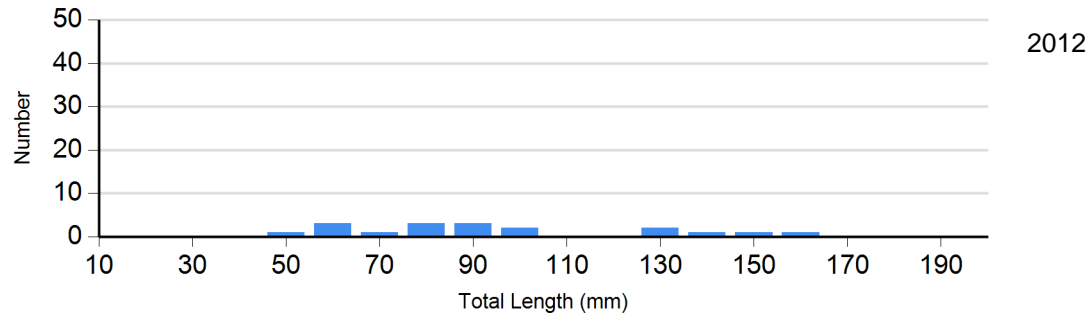
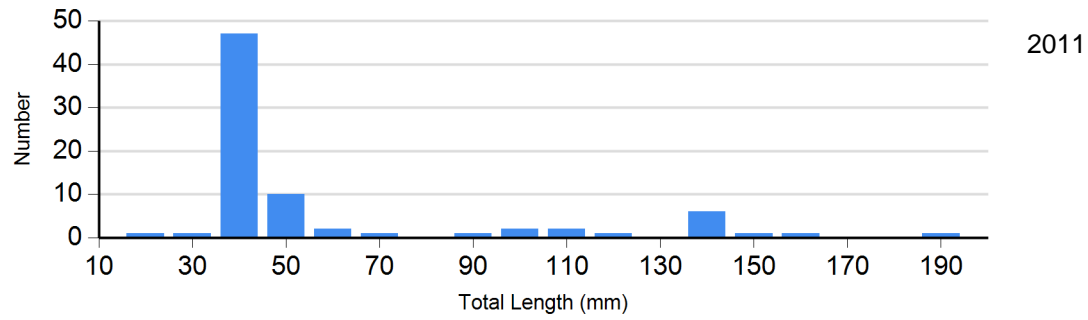
Site: 43
Species: Fathead Minnow



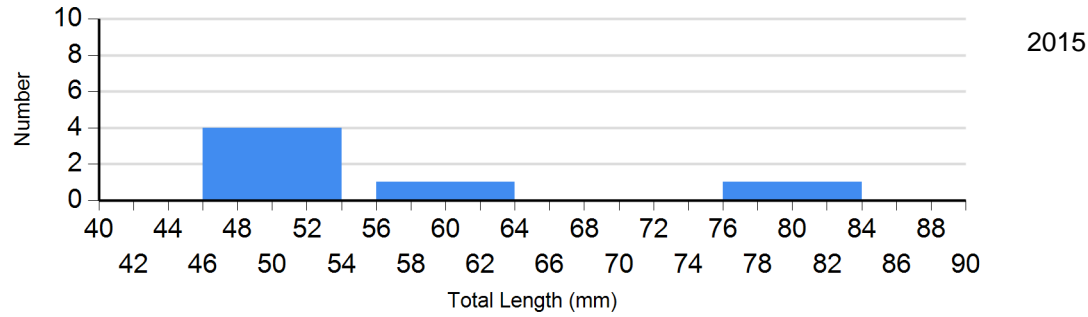
Site: 43
Species: Longnose Dace



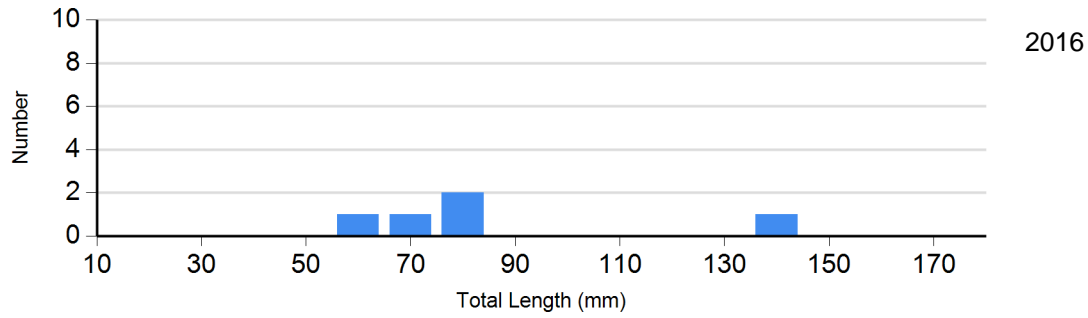
Site: 43
Species: Mountain Sucker



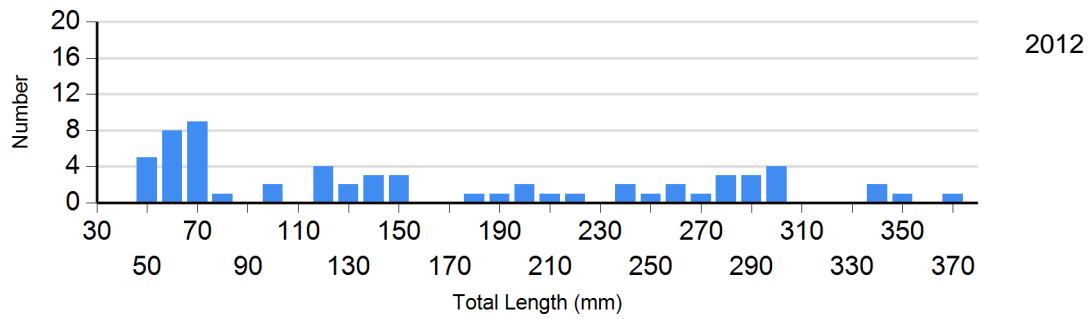
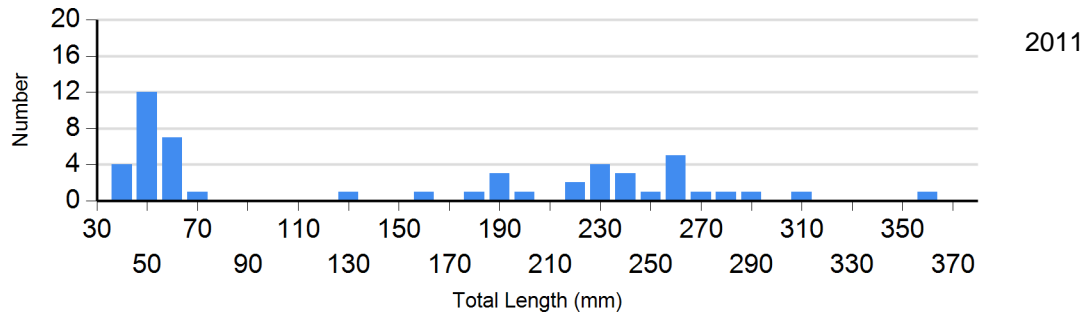
Site: 43
Species: Red Shiner



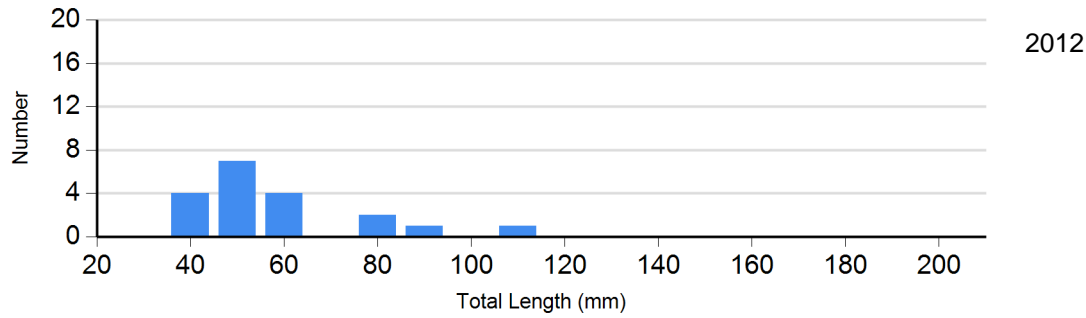
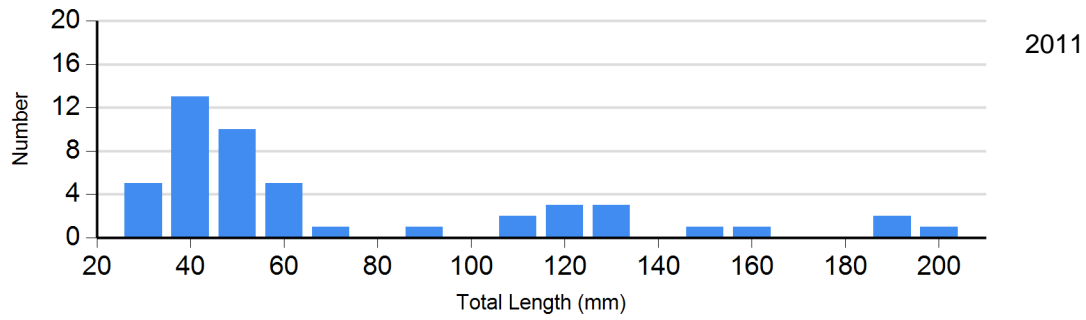
Site: 43
Species: Stone Cat



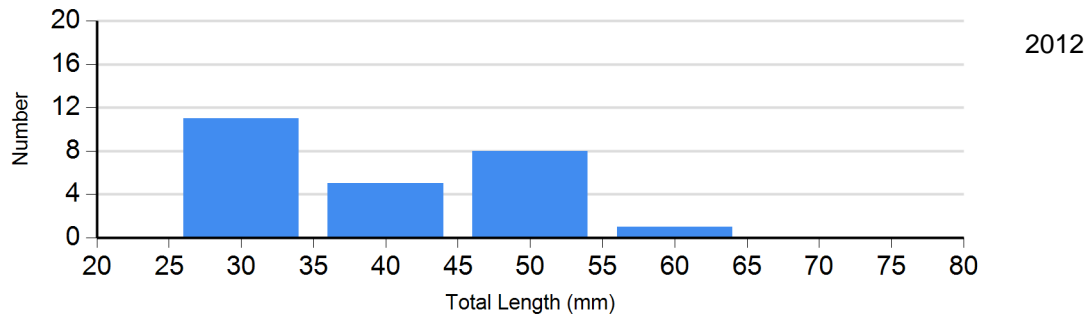
Site: 43
Species: White Sucker



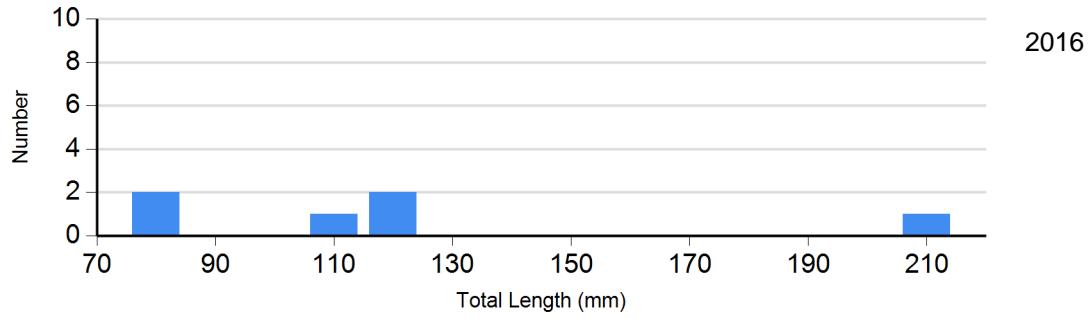
Site: 44
Species: Creek Chub



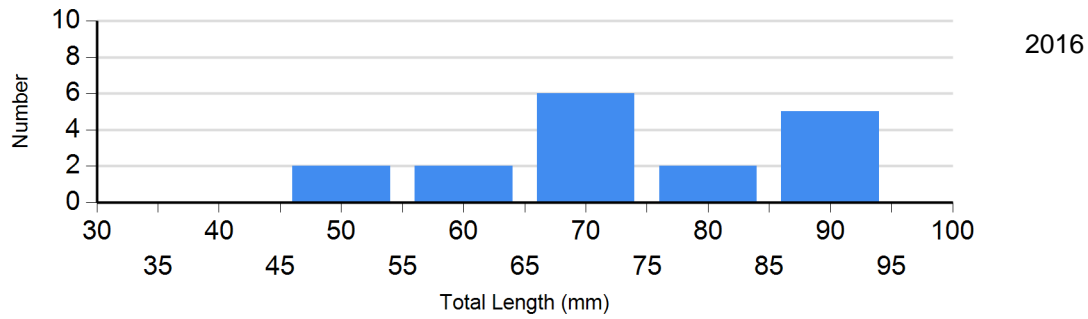
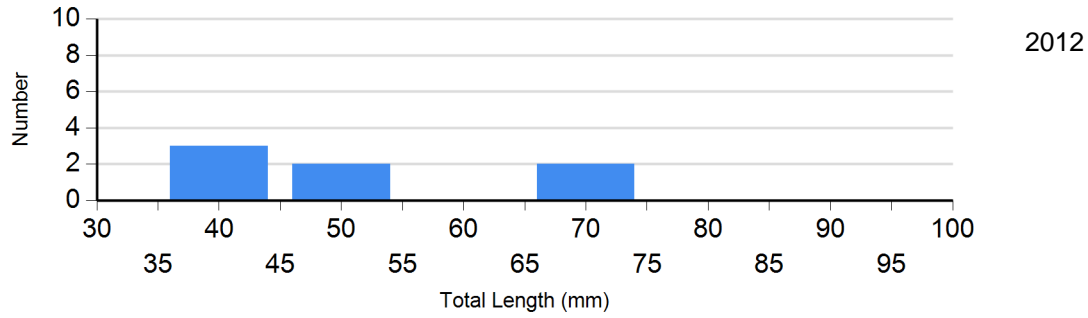
Site: 44
Species: Fathead Minnow



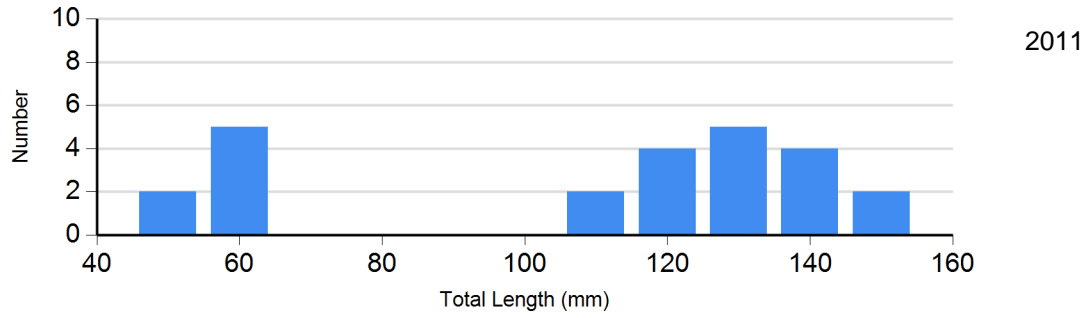
Site: 44
Species: Green Sunfish



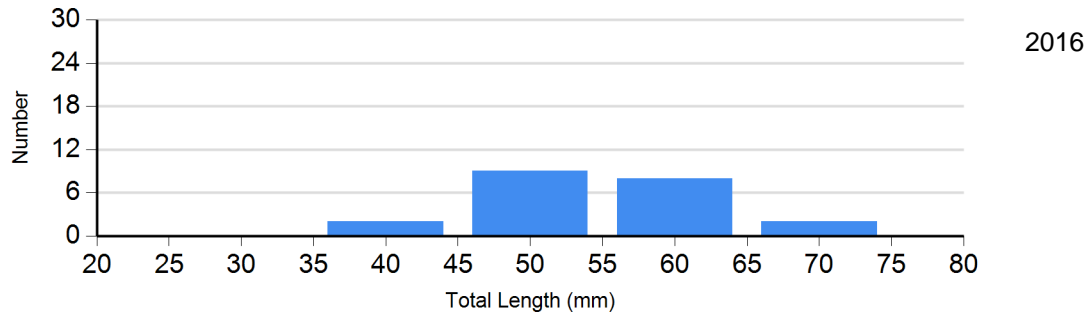
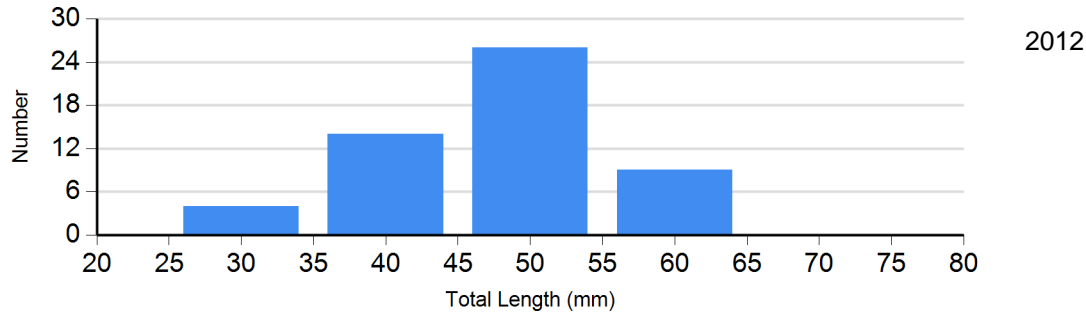
Site: 44
Species: Longnose Dace



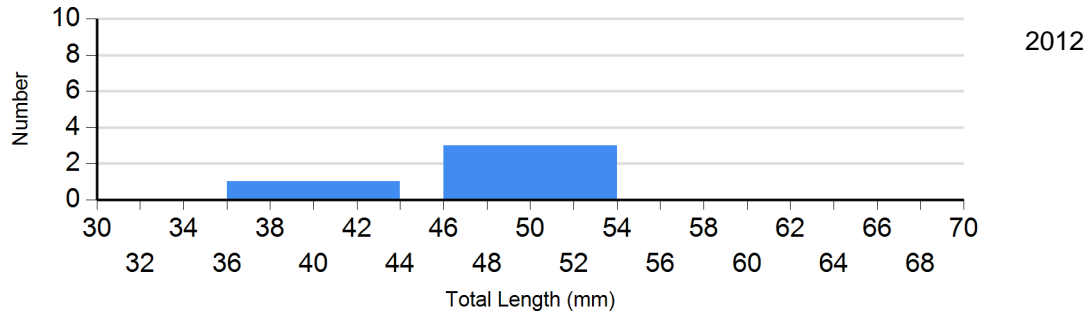
Site: 44
Species: Mountain Sucker



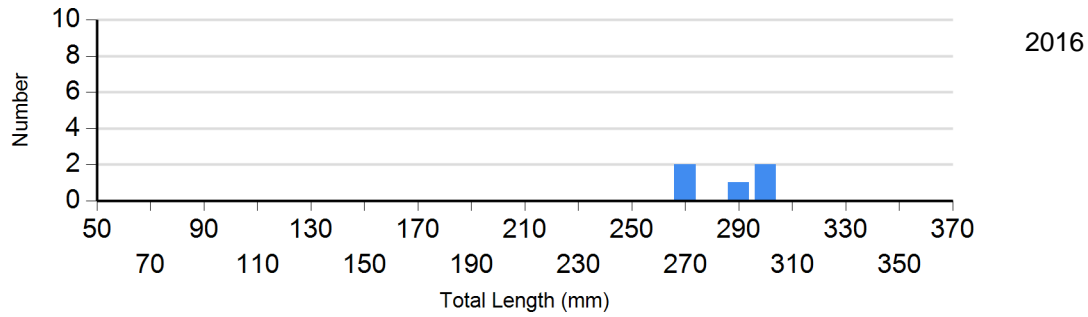
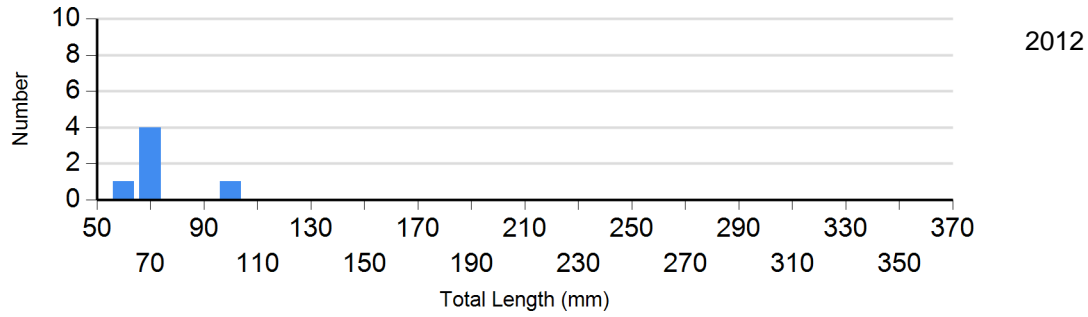
Site: 44
Species: Red Shiner



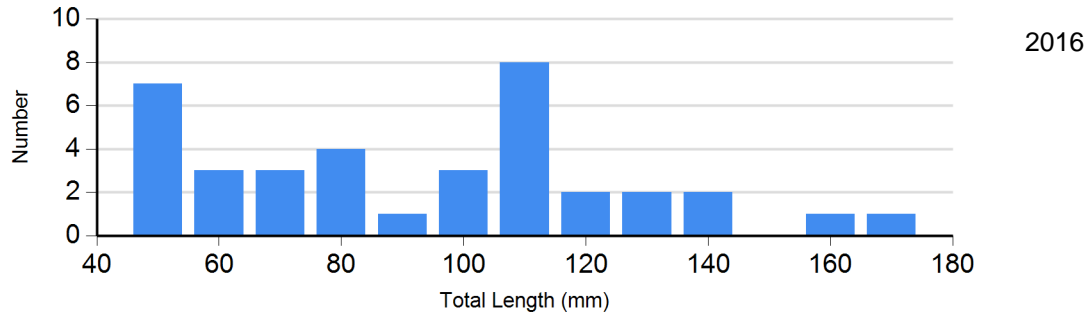
Site: 44
Species: Sand Shiner



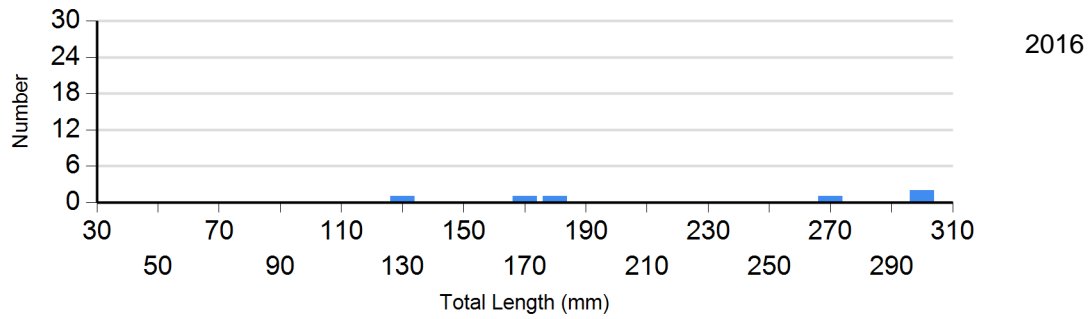
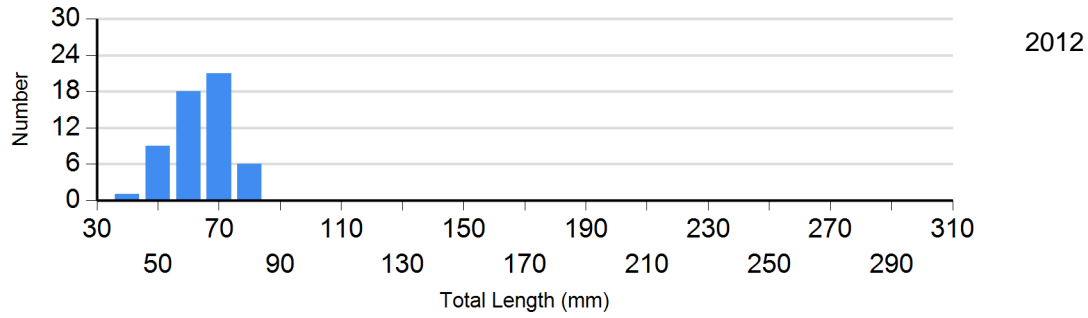
Site: 44
Species: Shorthead Redhorse



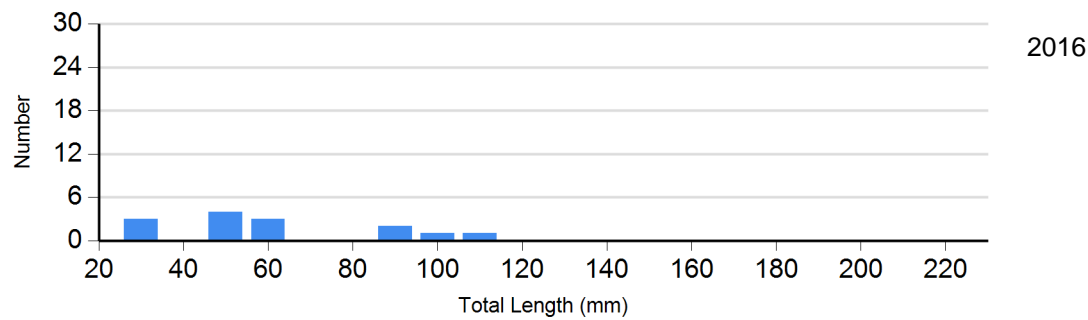
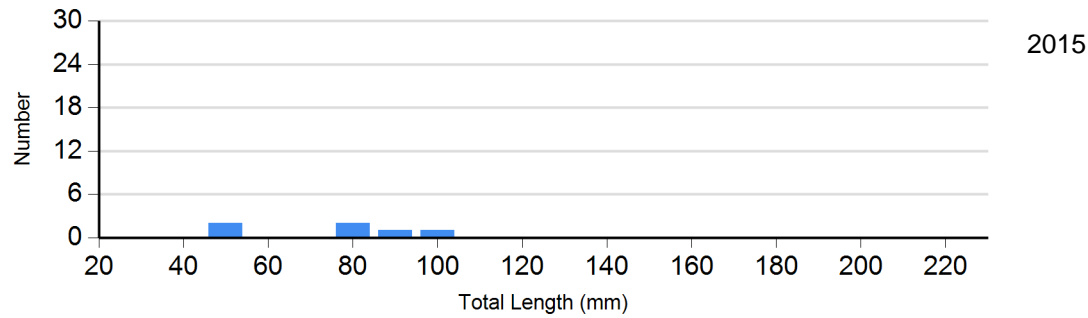
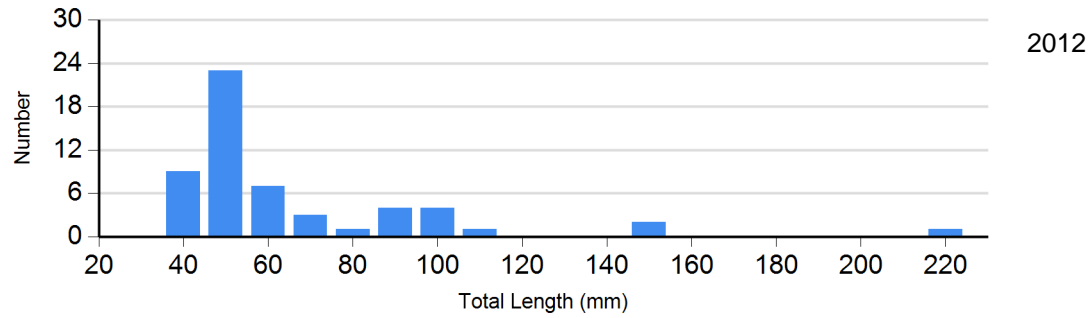
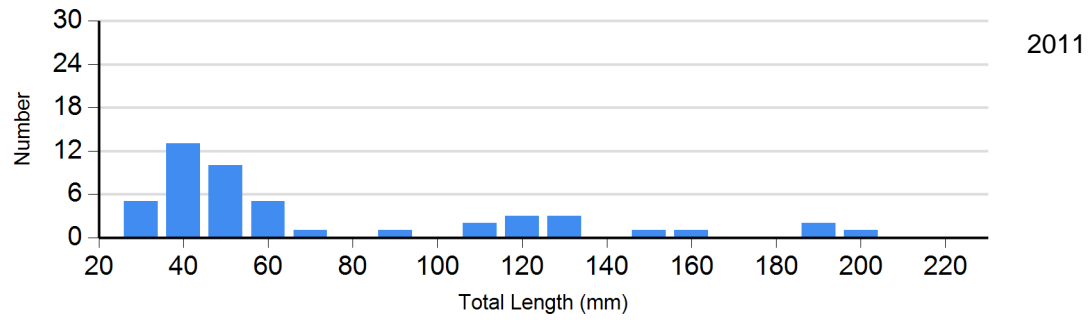
Site: 44
Species: Stone Cat



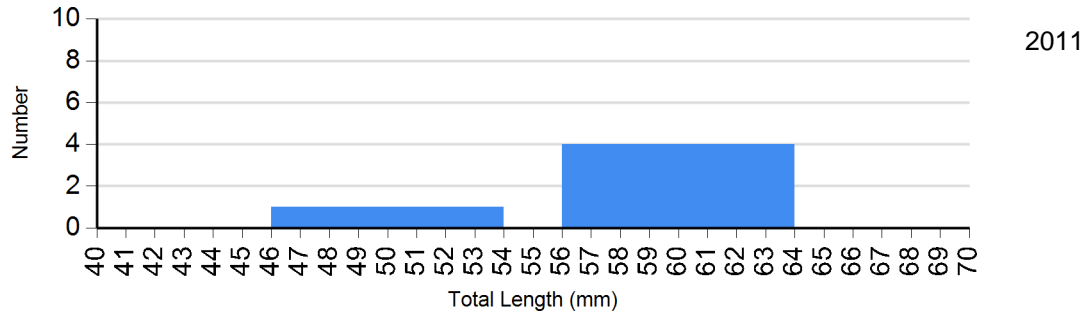
Site: 44
Species: White Sucker



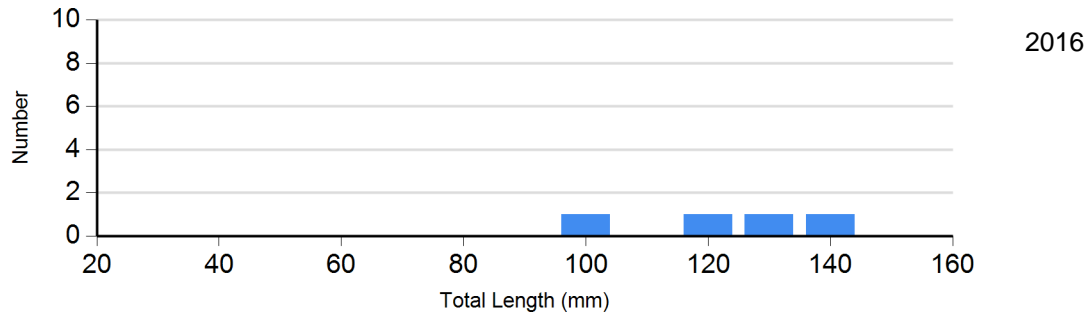
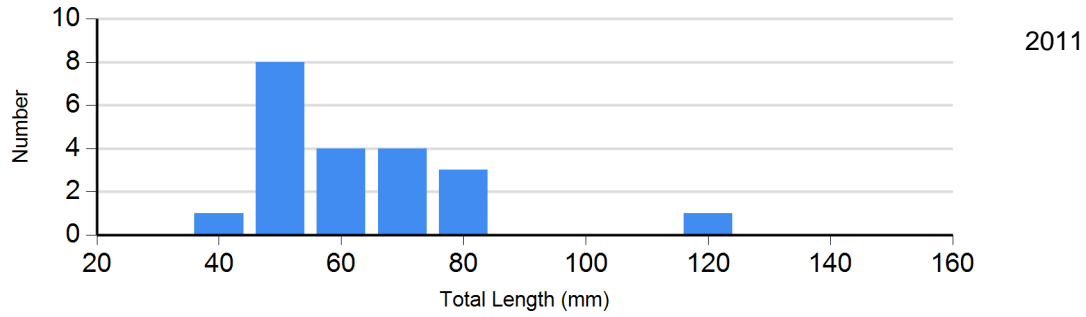
Site: 131
Species: Creek Chub



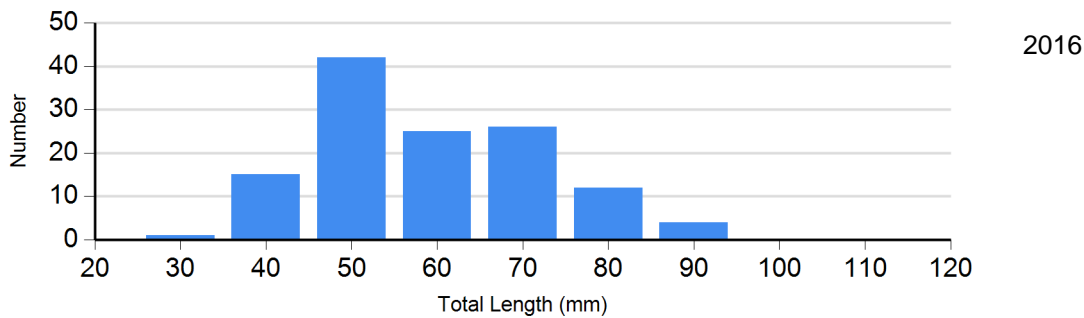
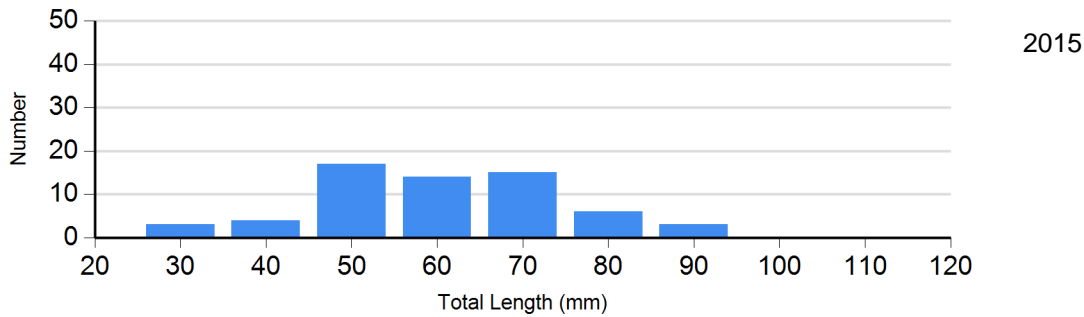
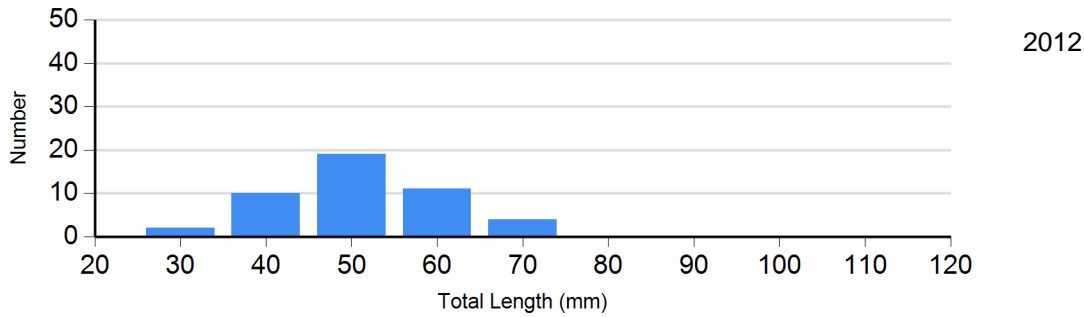
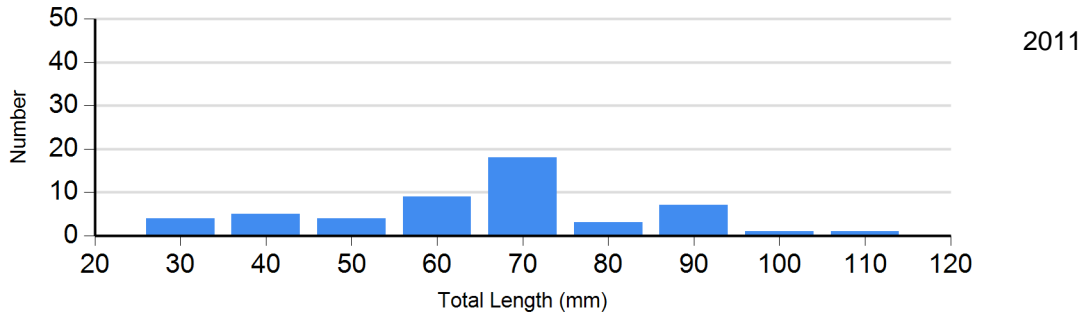
Site: 131
Species: Fathead Minnow



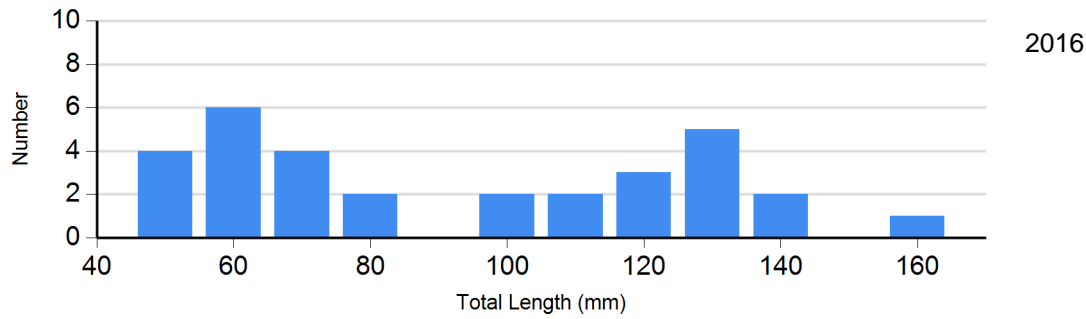
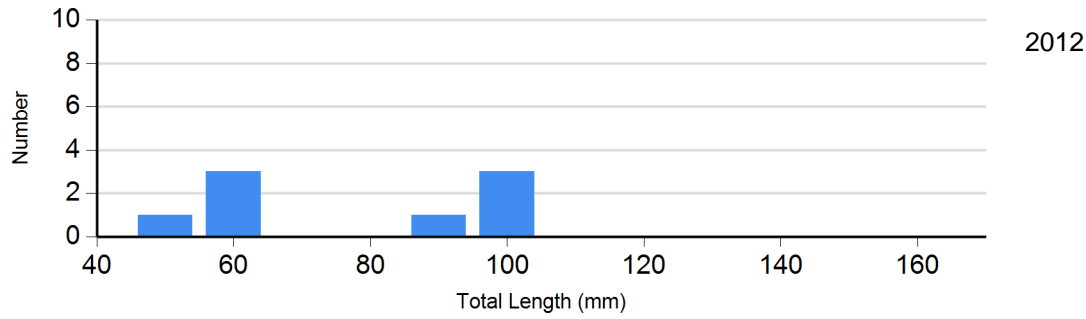
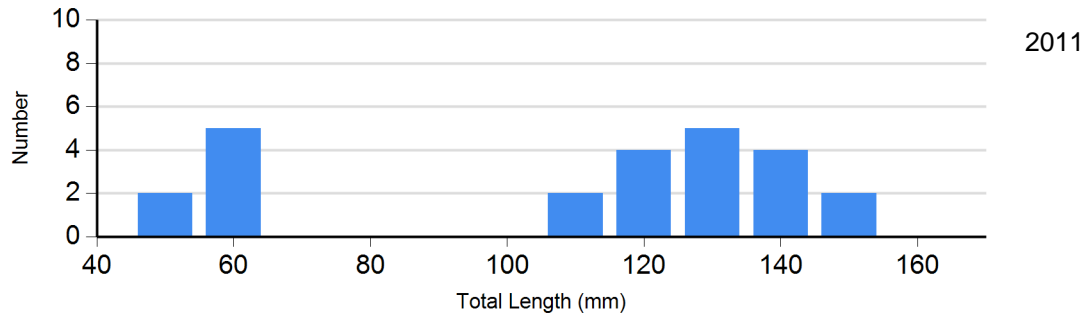
Site: 131
Species: Green Sunfish



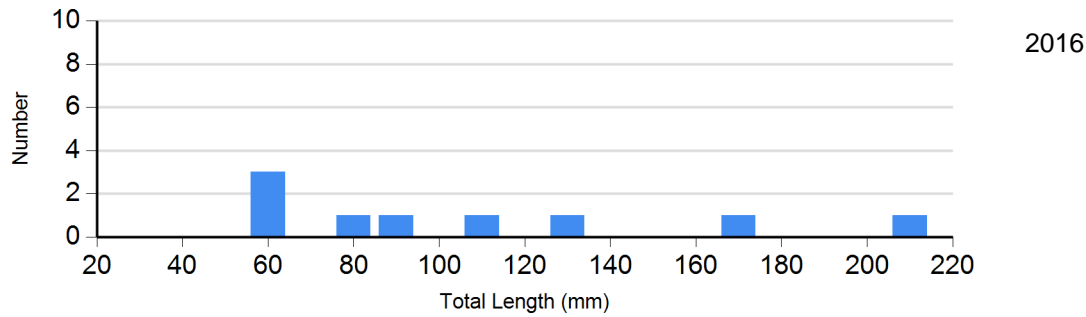
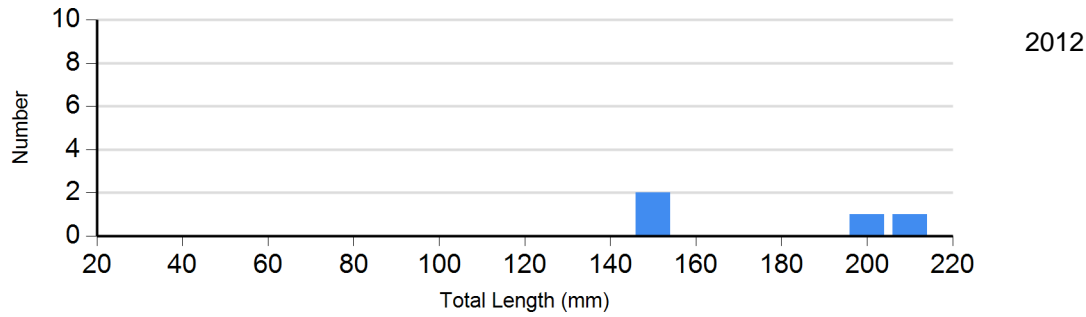
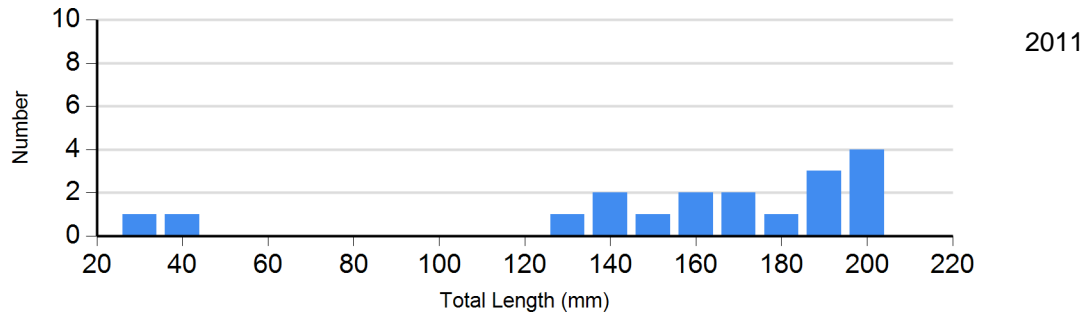
Site: 131
Species: Longnose Dace



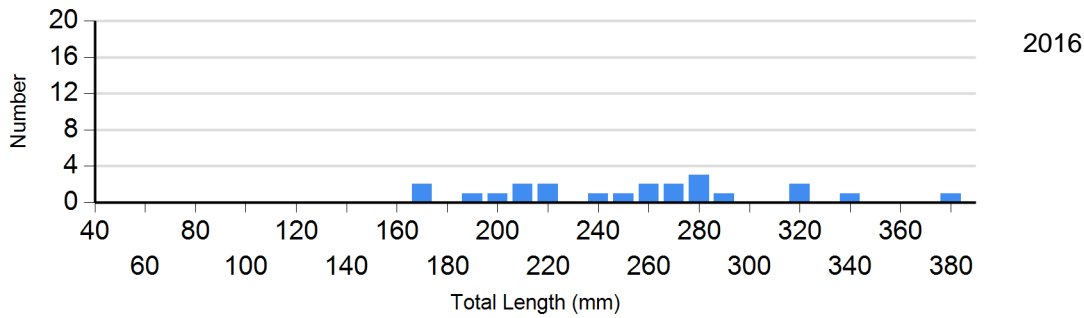
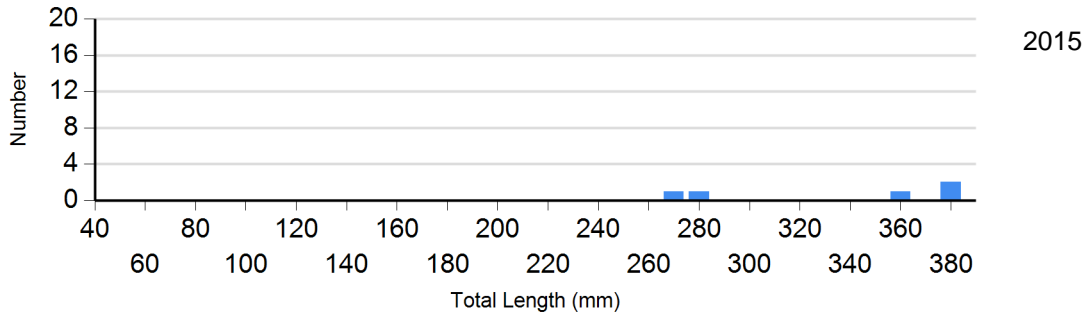
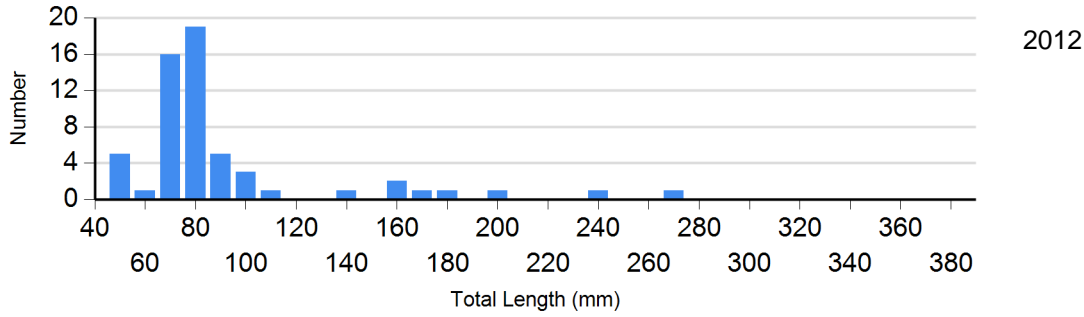
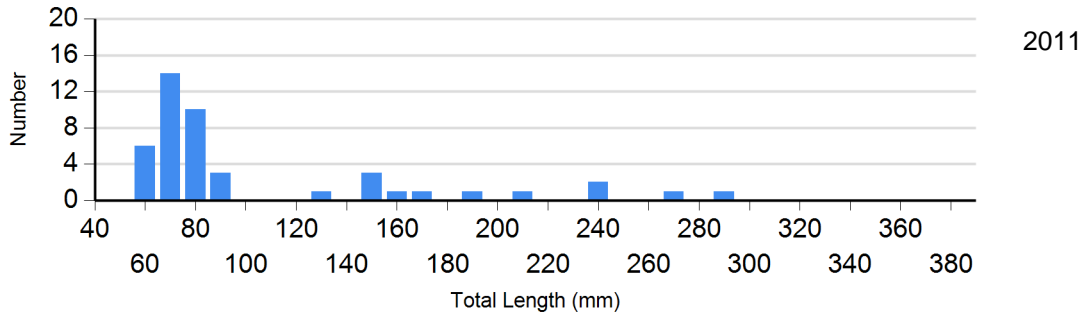
Site: 131
Species: Mountain Sucker



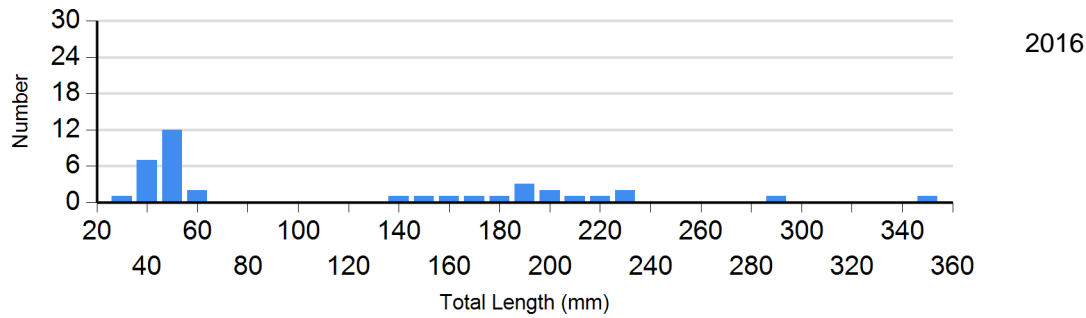
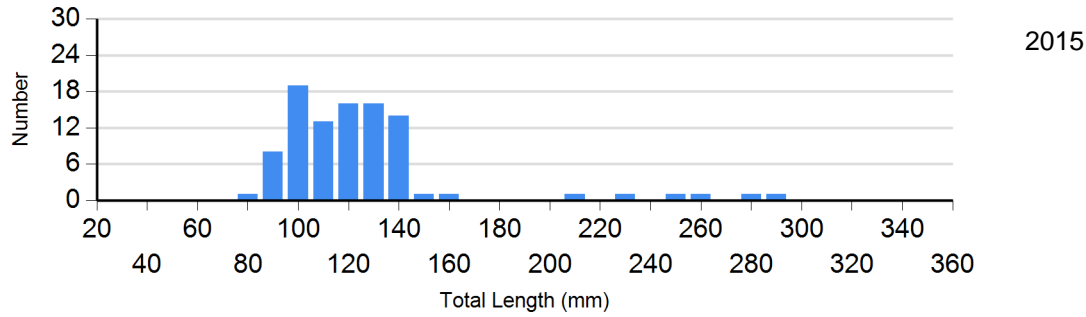
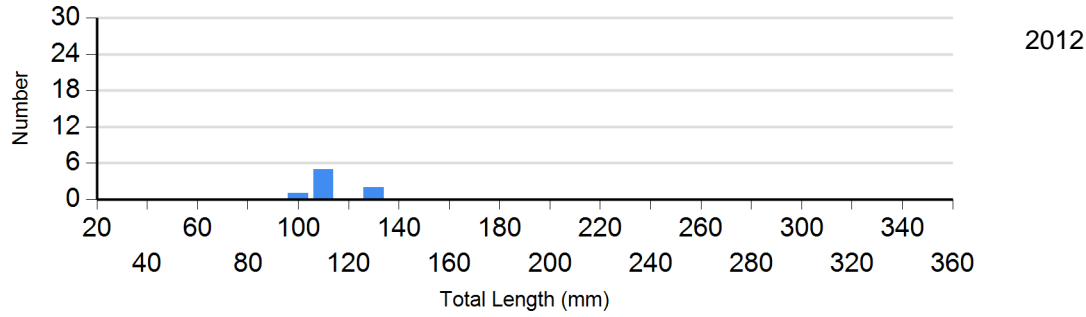
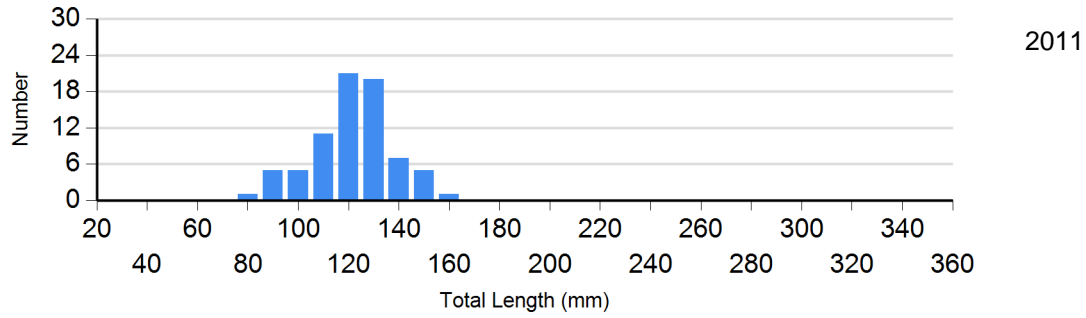
Site: 131
Species: Stone Cat



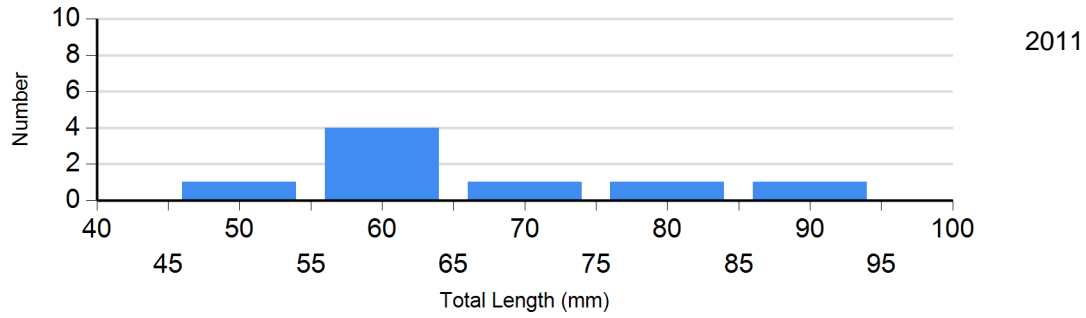
Site: 131
Species: White Sucker



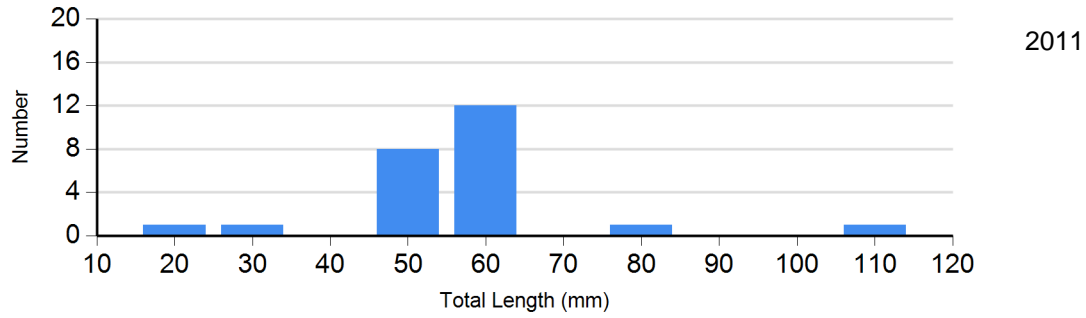
Site: 295
Species: Brown Trout



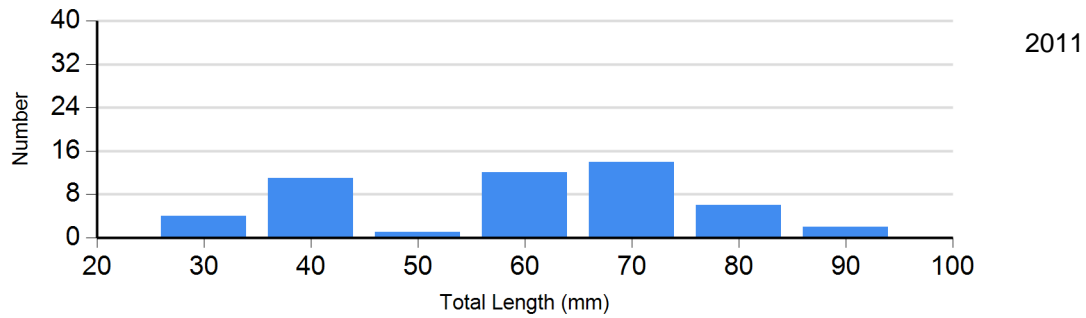
Site: 295
Species: Creek Chub

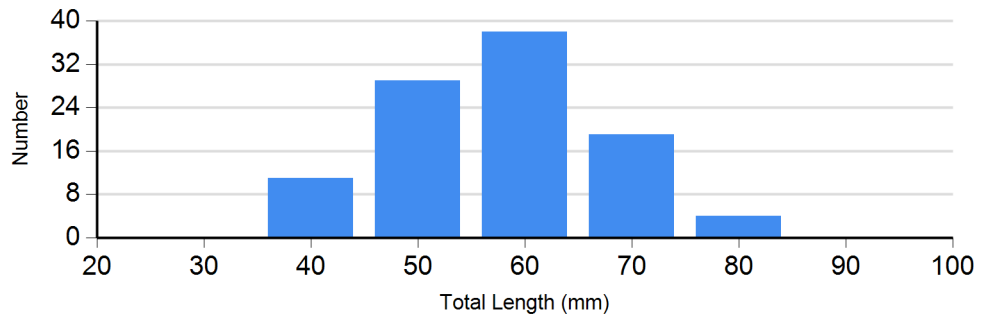
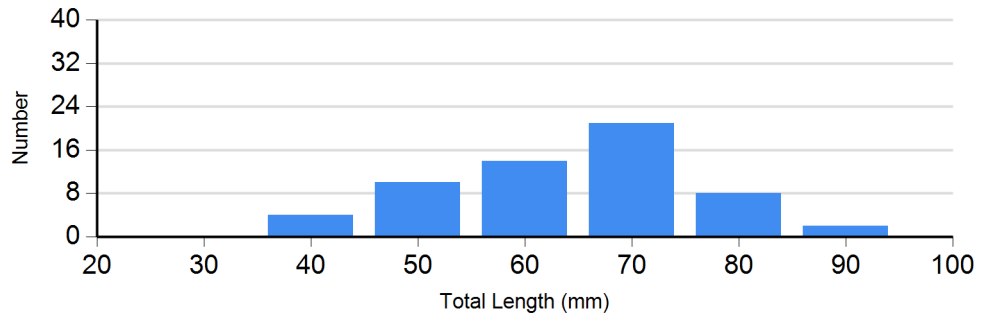
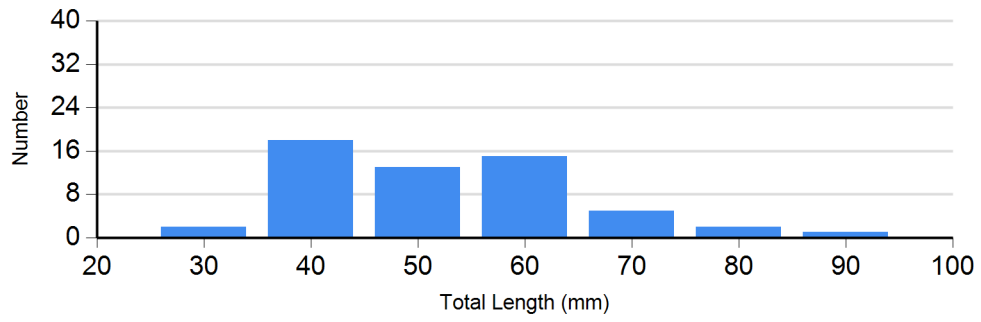


Site: 295
Species: Fathead Minnow

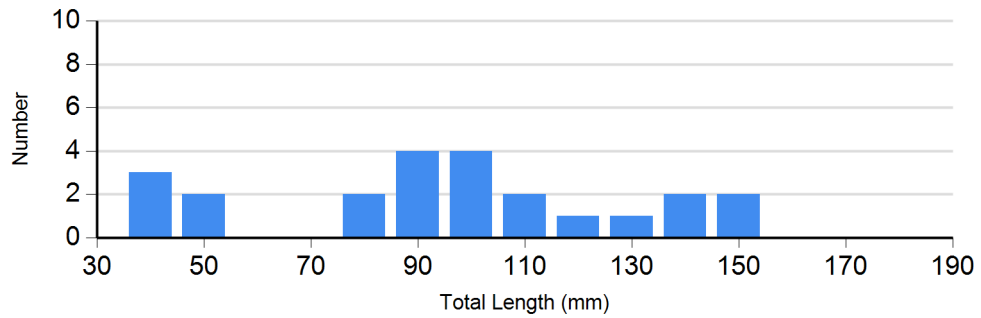


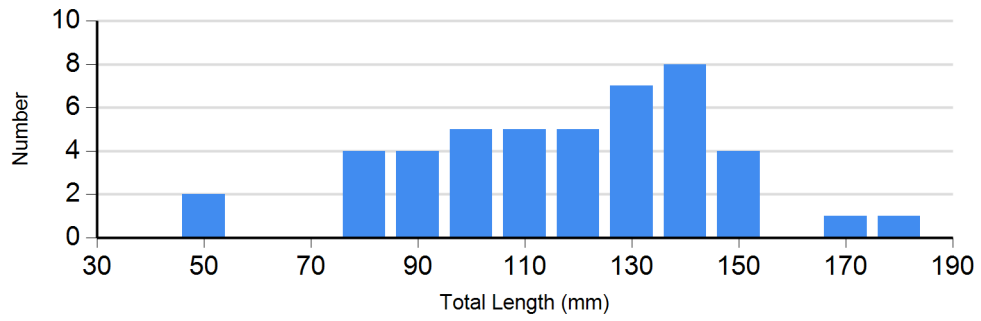
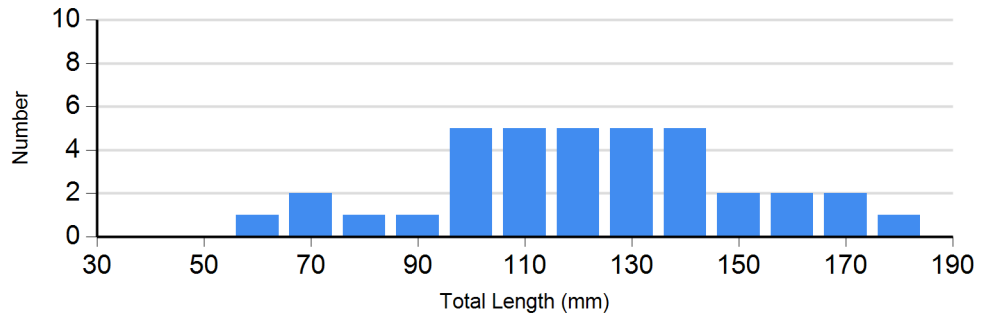
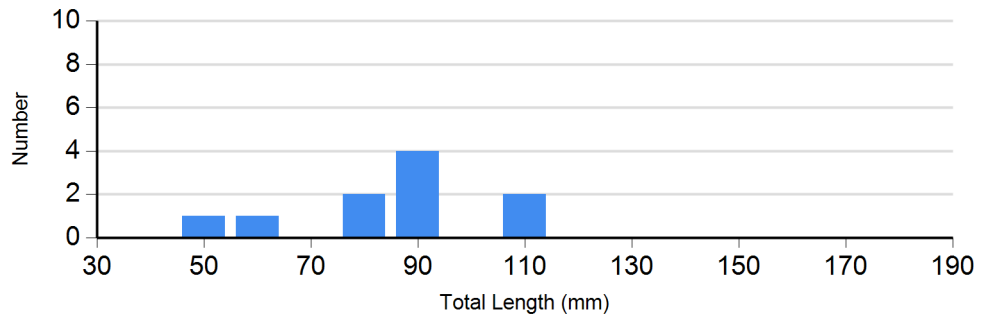
Site: 295
Species: Longnose Dace



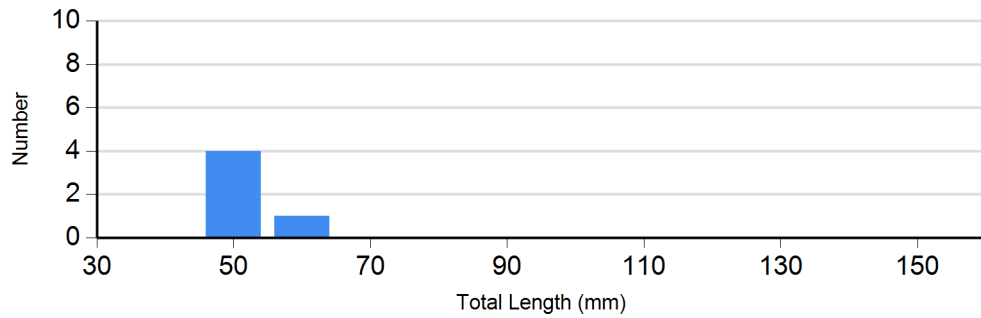


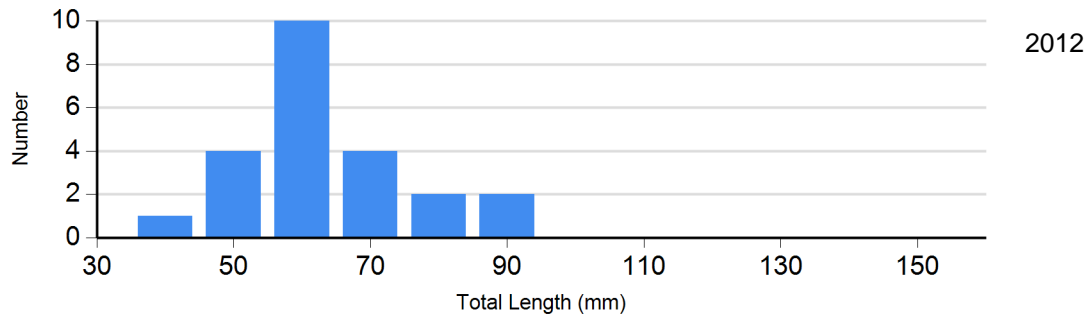
Site: 295
Species: Mountain Sucker



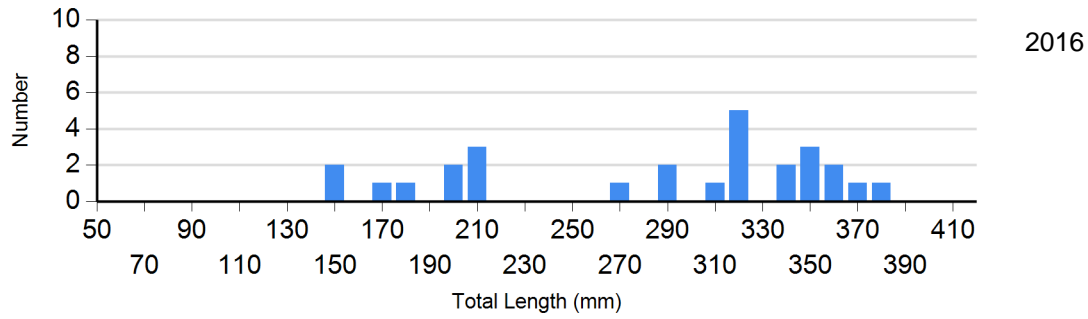


Site: 295
Species: White Sucker

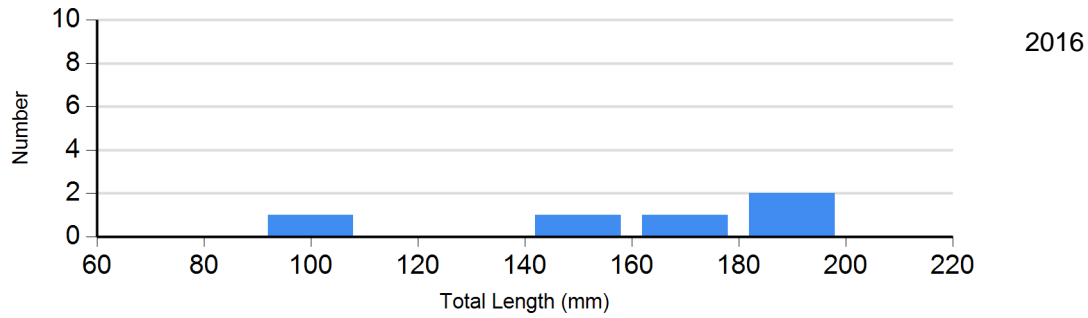




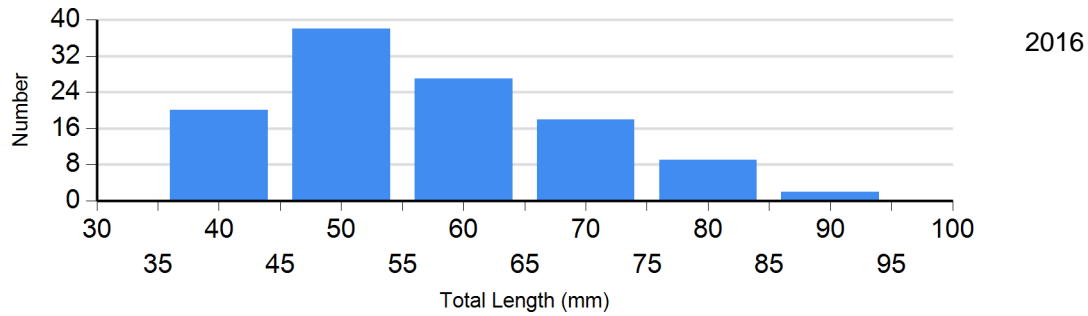
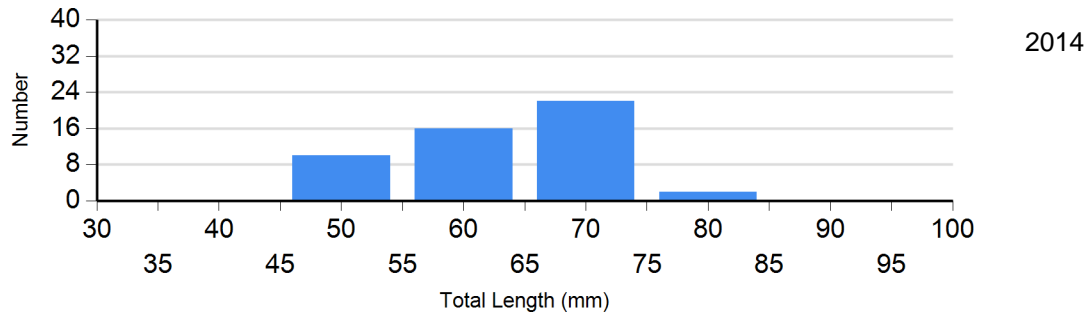
Site: 383
Species: Brown Trout



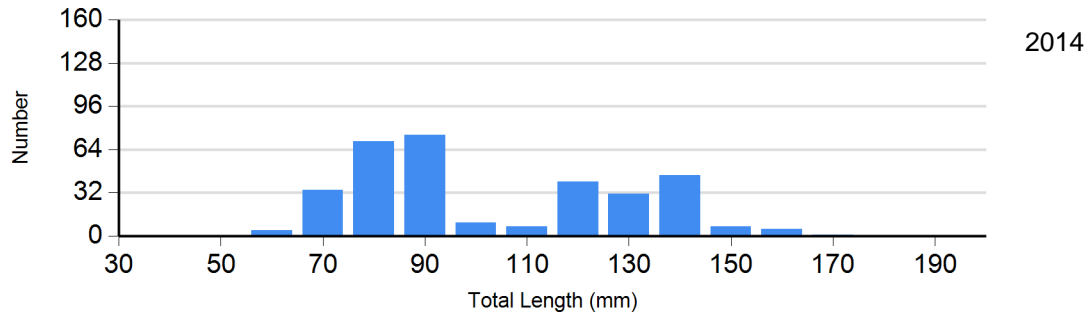
Site: 383
Species: Creek Chub

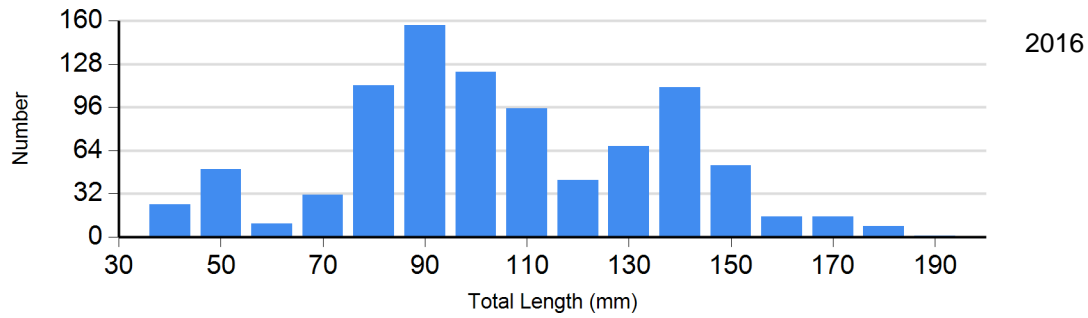


Site: 383
Species: Longnose Dace

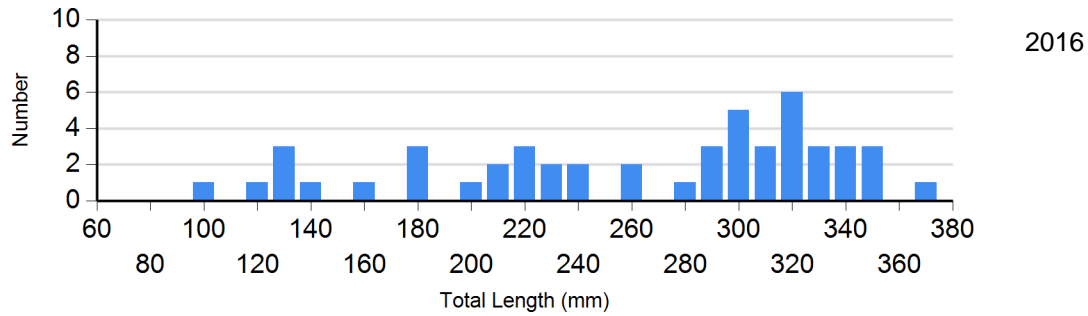


Site: 383
Species: Mountain Sucker

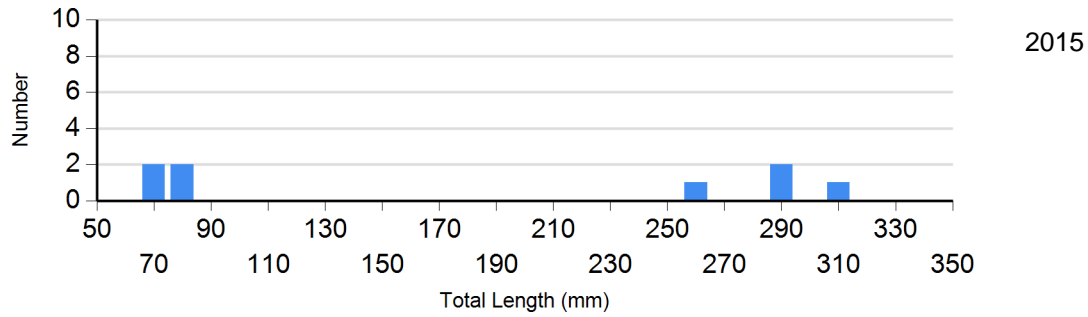


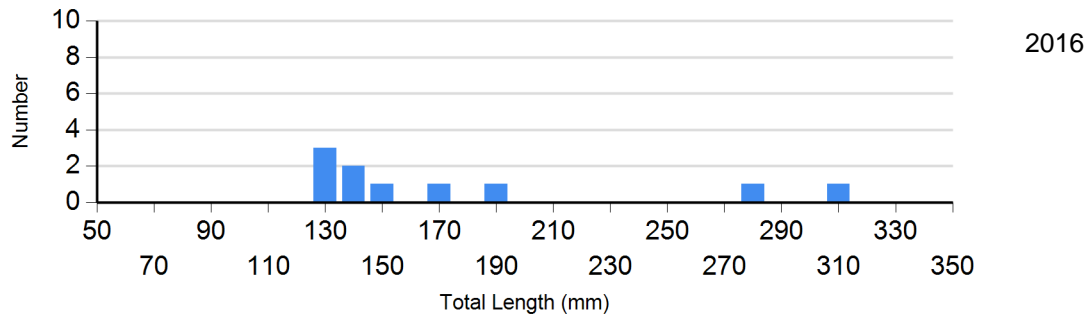


Site: 383
Species: White Sucker

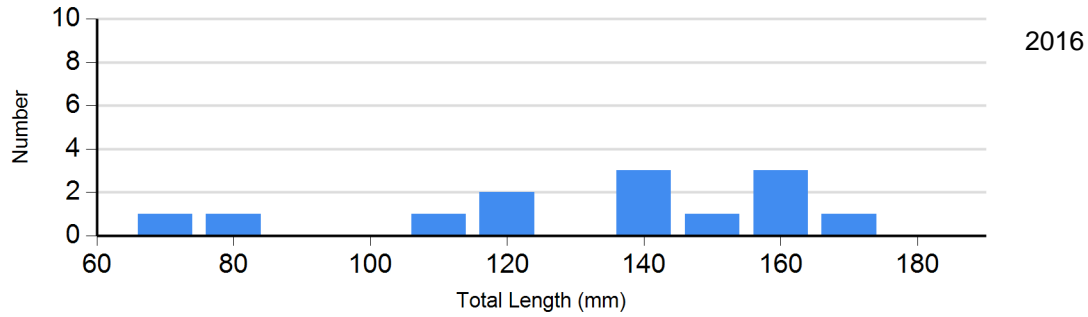
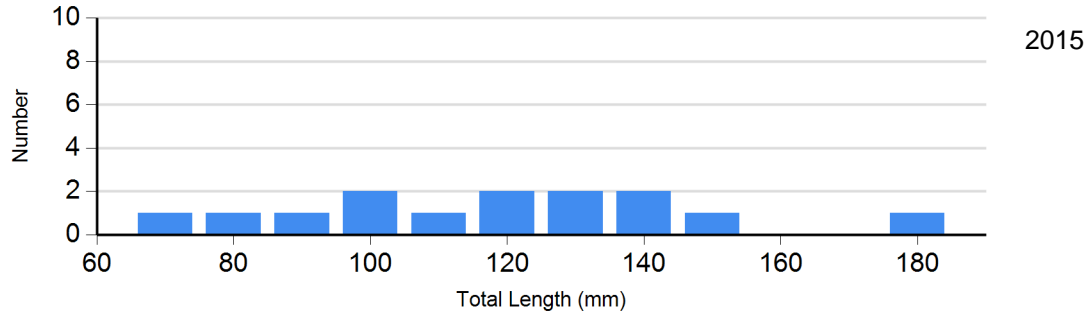


Site: 409
Species: Brown Trout

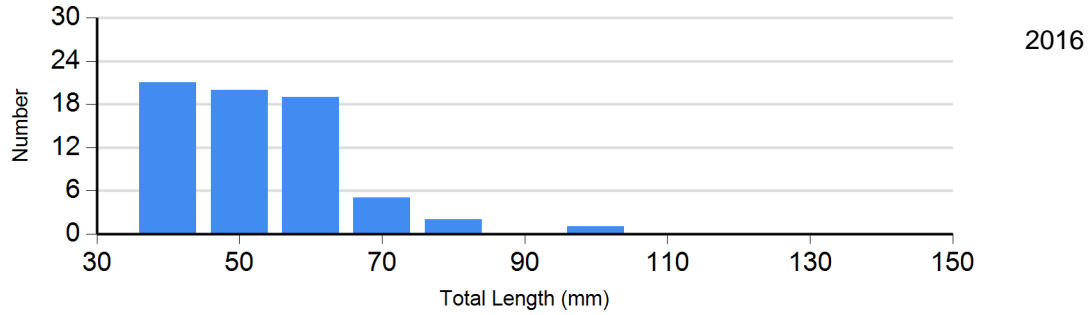
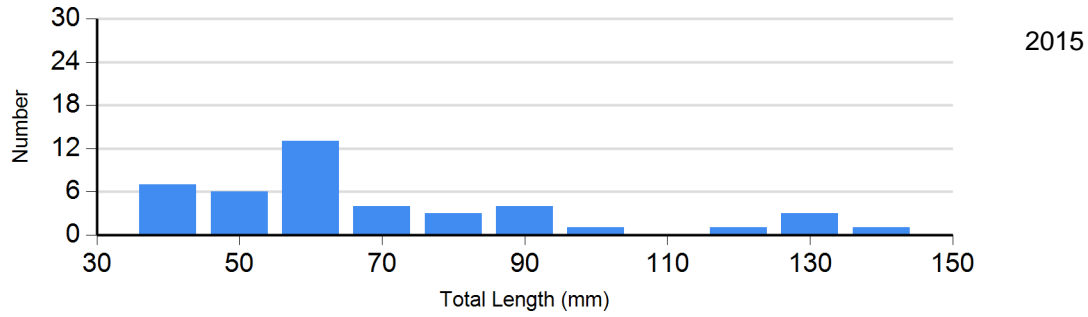




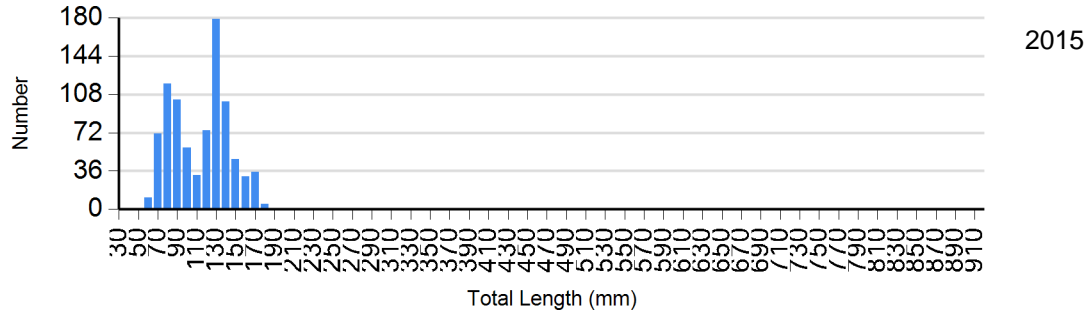
Site: 409
Species: Creek Chub

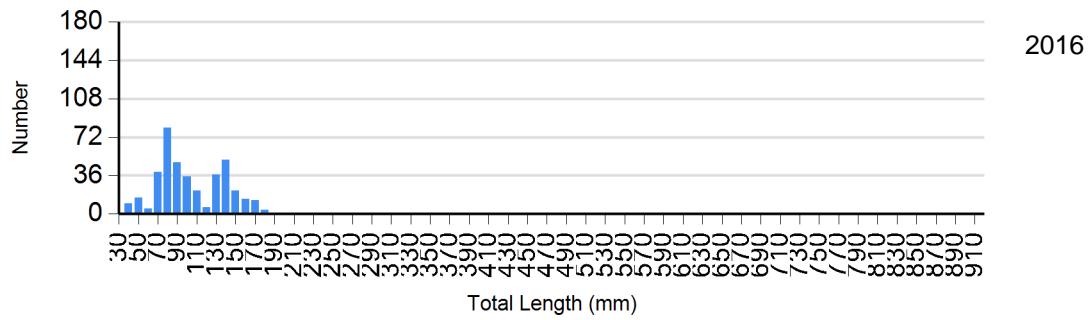


Site: 409
Species: Longnose Dace

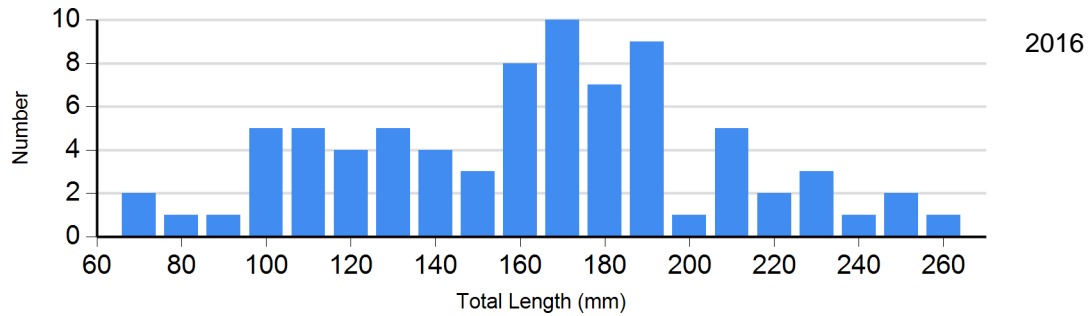
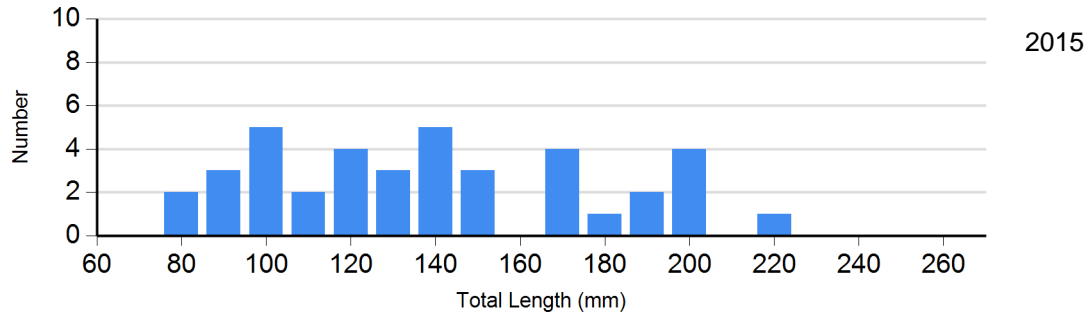


Site: 409
Species: Mountain Sucker

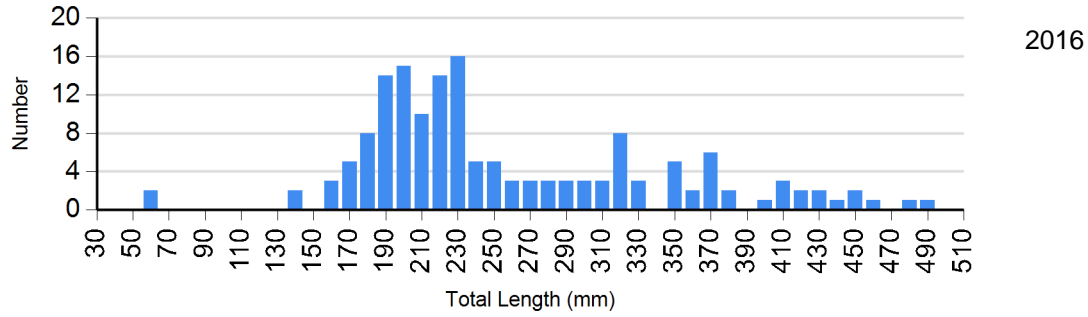
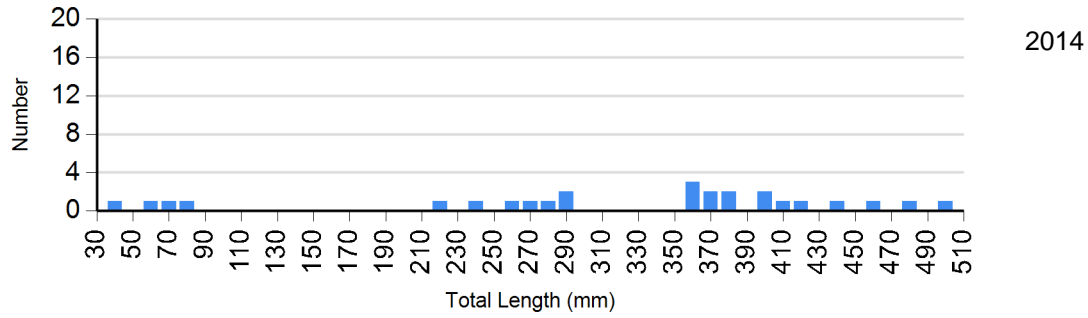




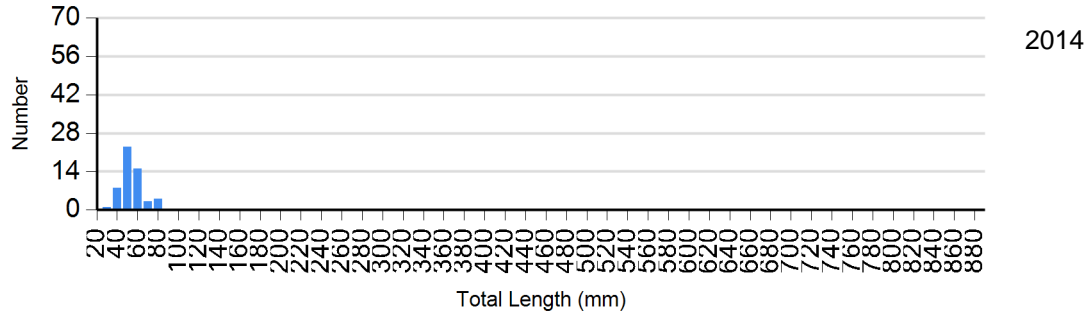
Site: 409
Species: White Sucker

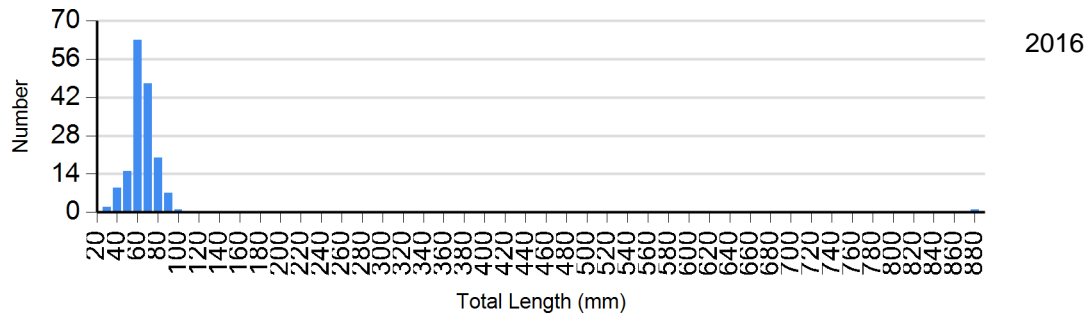


Site: 515
Species: Brown Trout

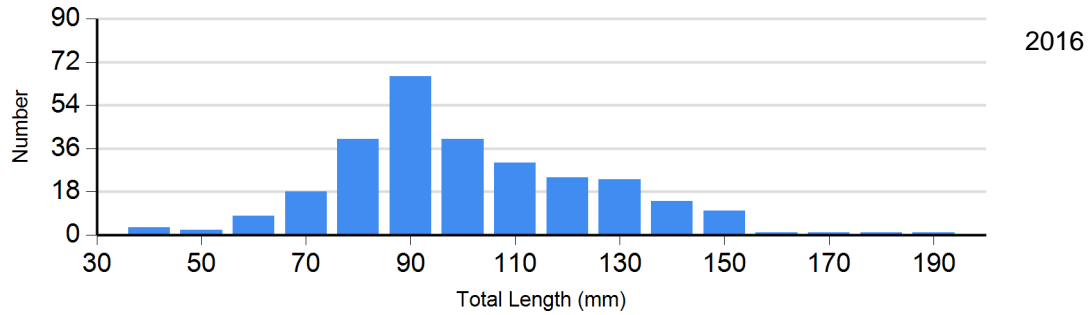
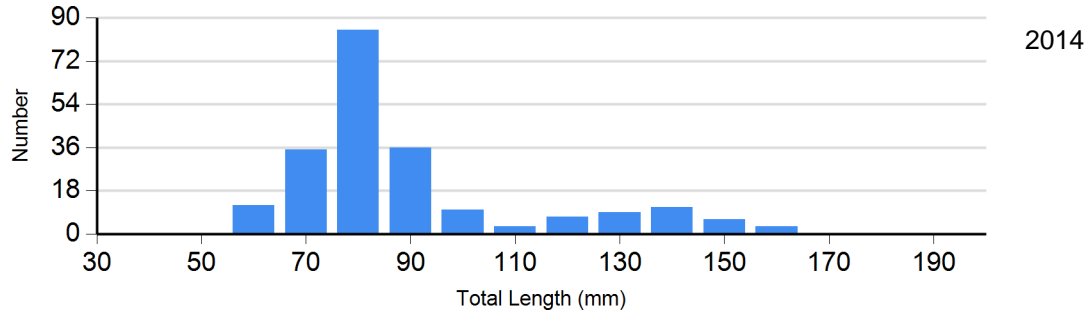


Site: 515
Species: Longnose Dace

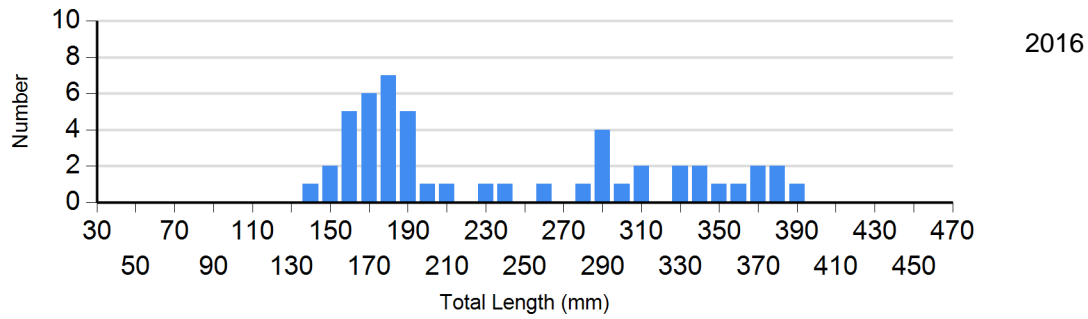
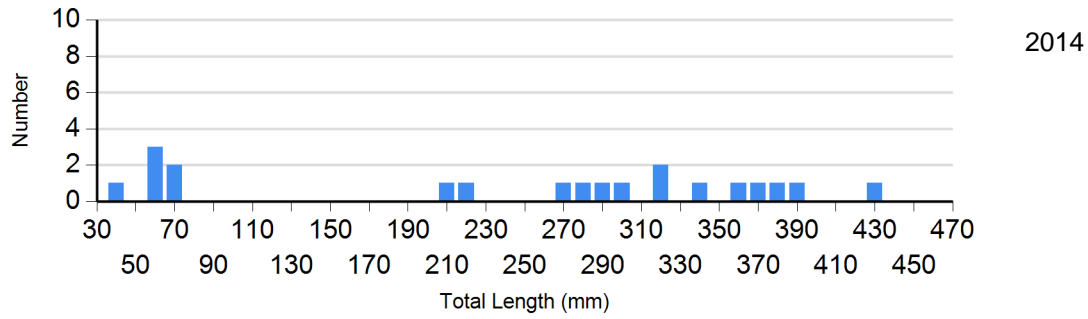
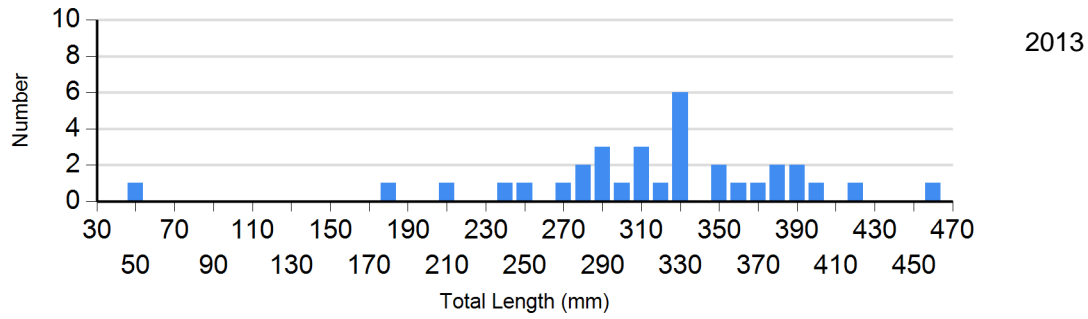




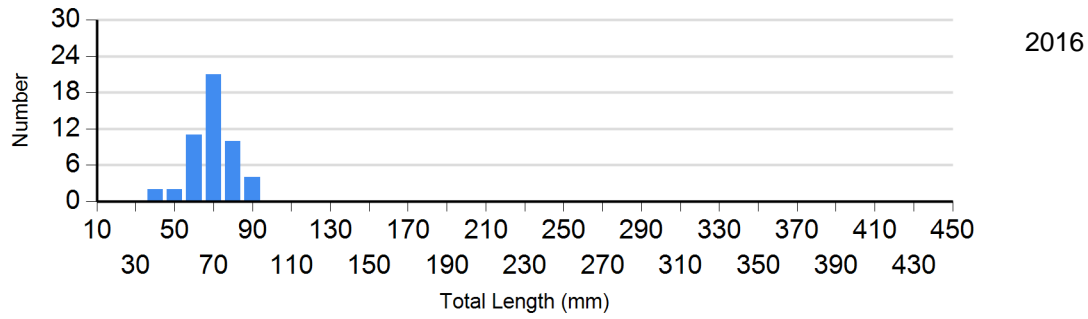
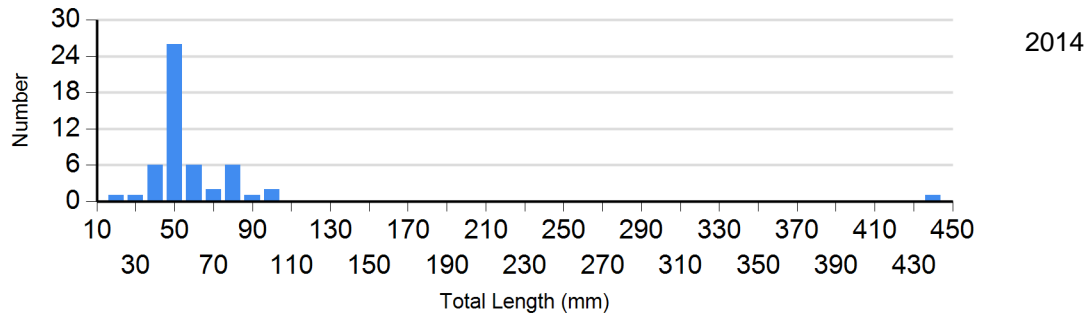
Site: 515
Species: Mountain Sucker



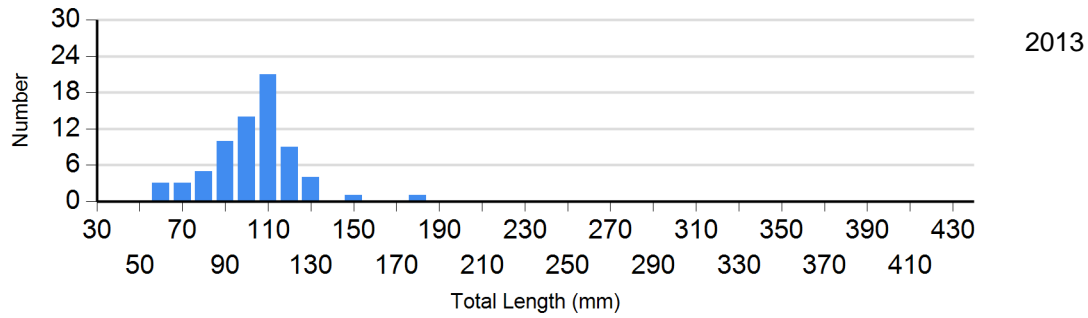
Site: 539
Species: Brown Trout

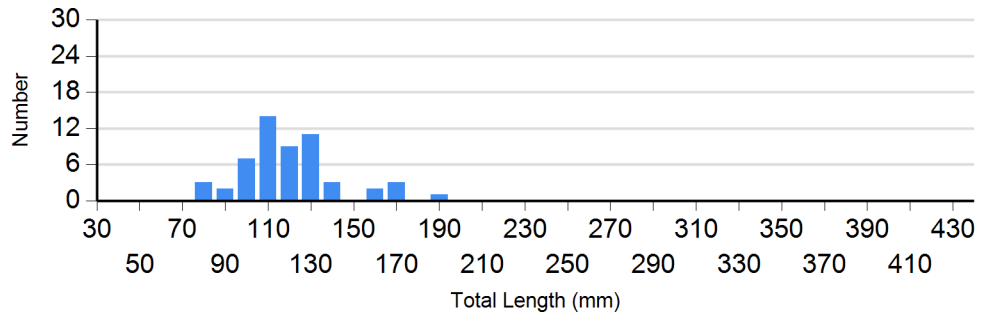
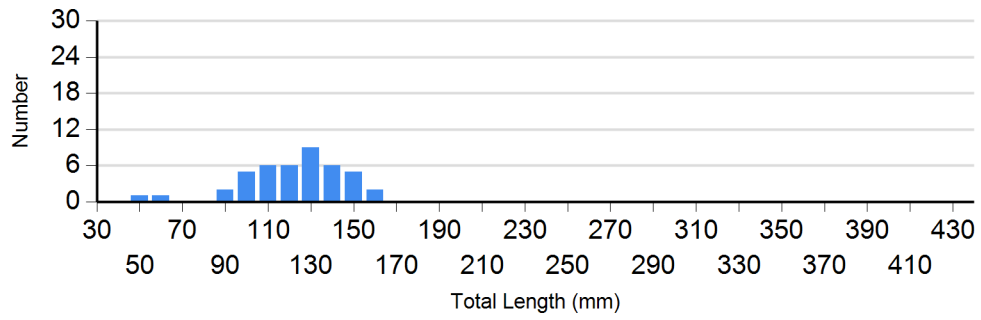


Site: 539
Species: Longnose Dace

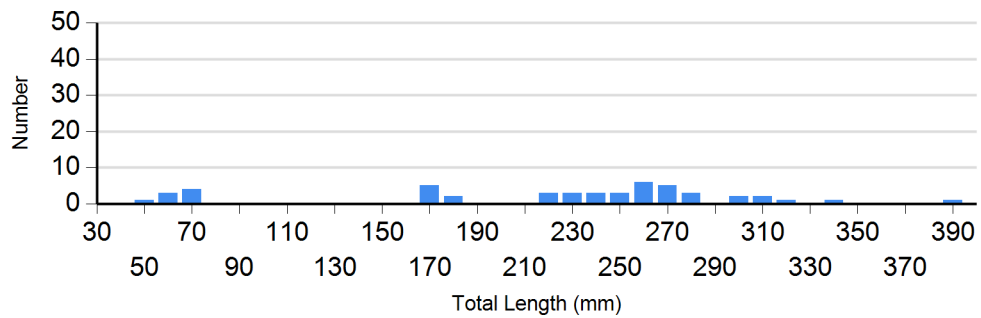
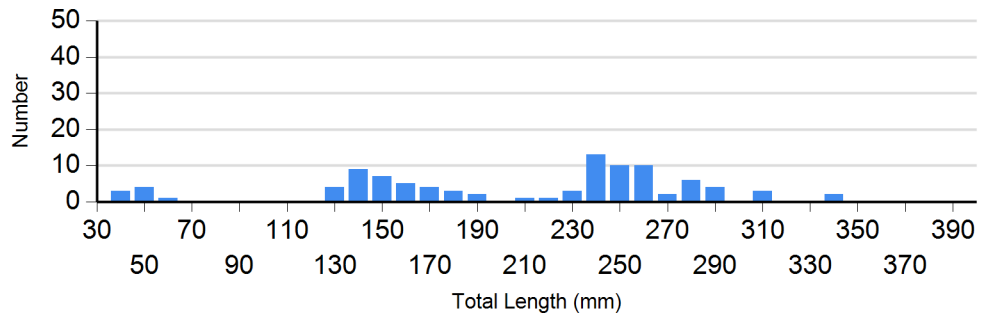


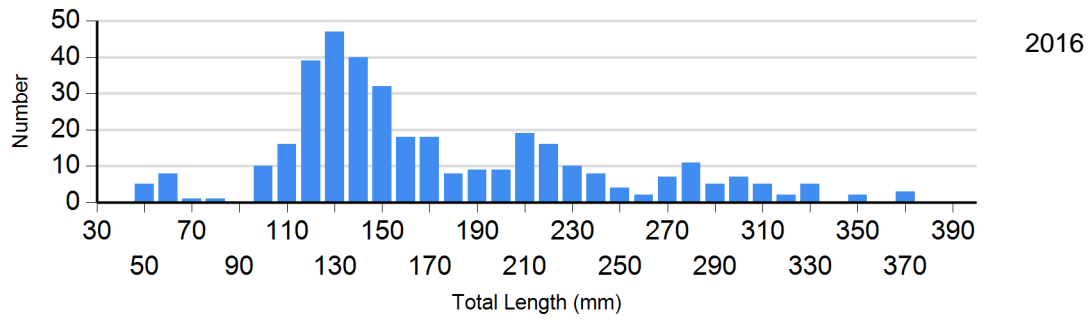
Site: 539
Species: Mountain Sucker



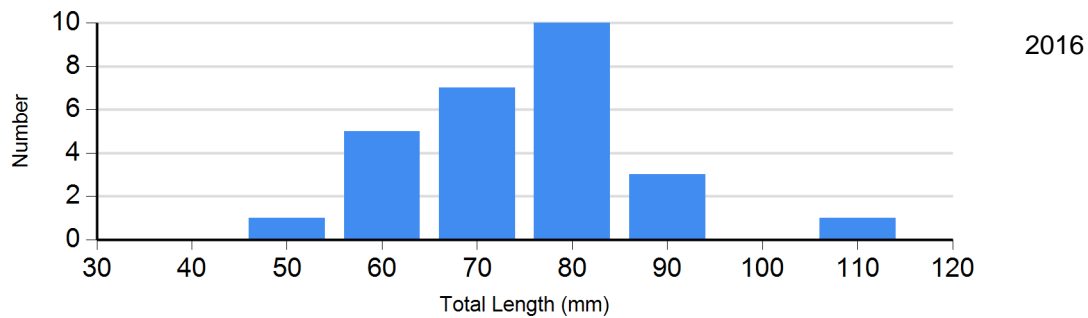
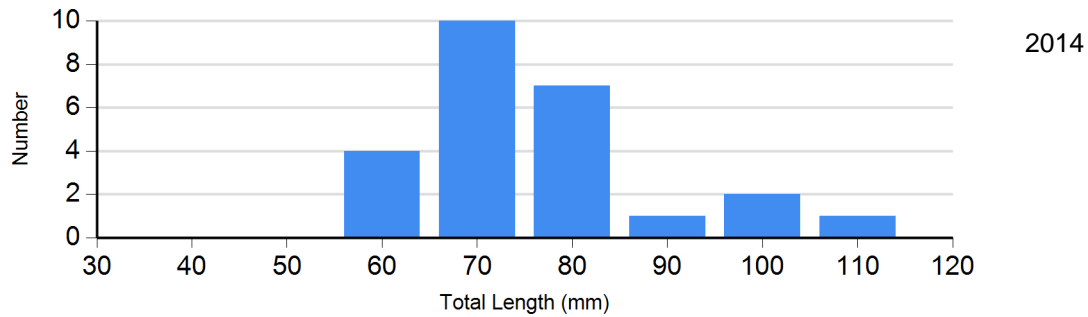
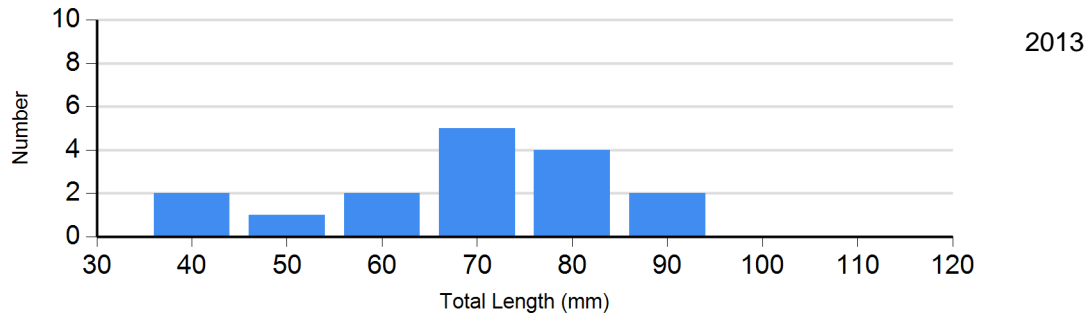


Site: 558
Species: Brown Trout

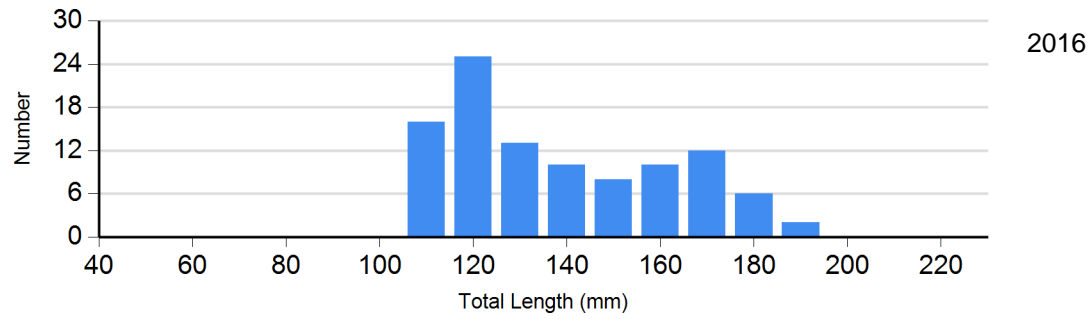
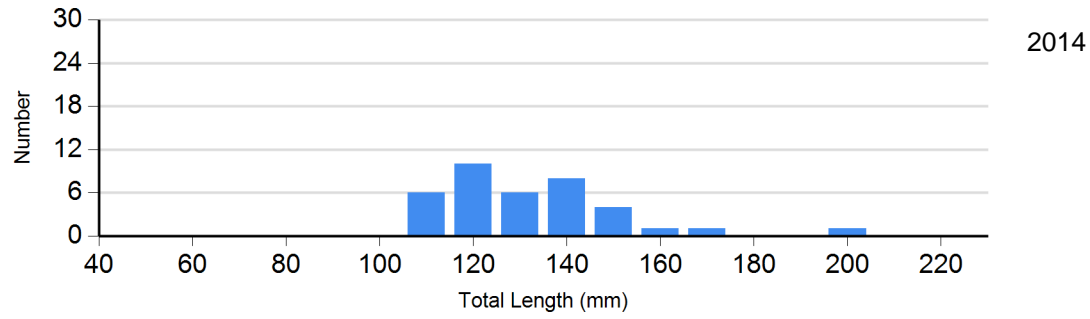
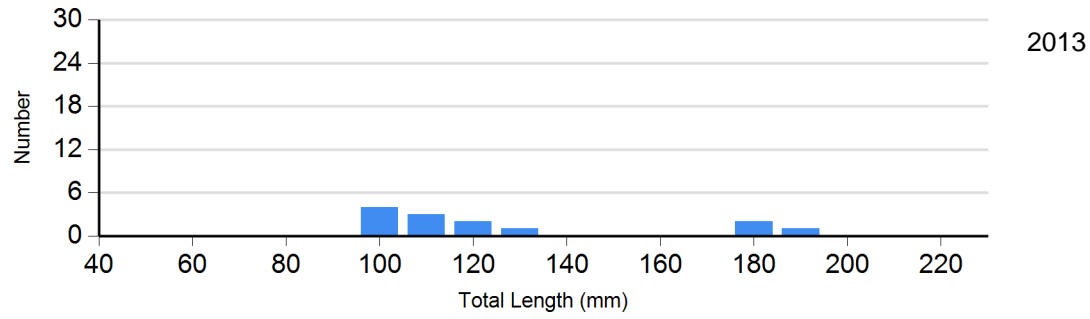




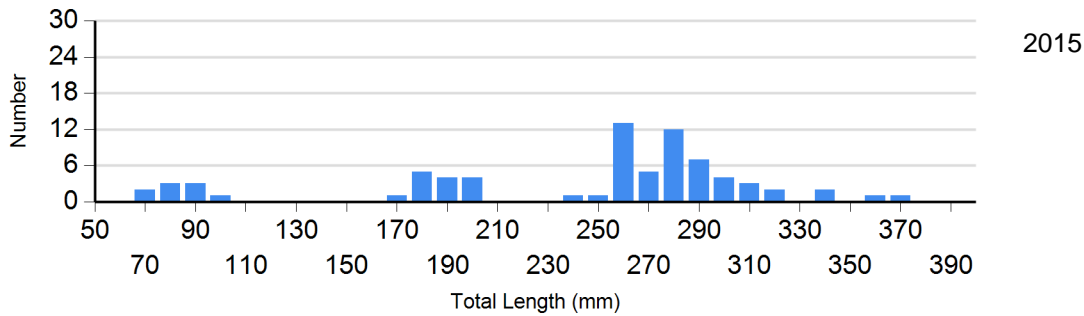
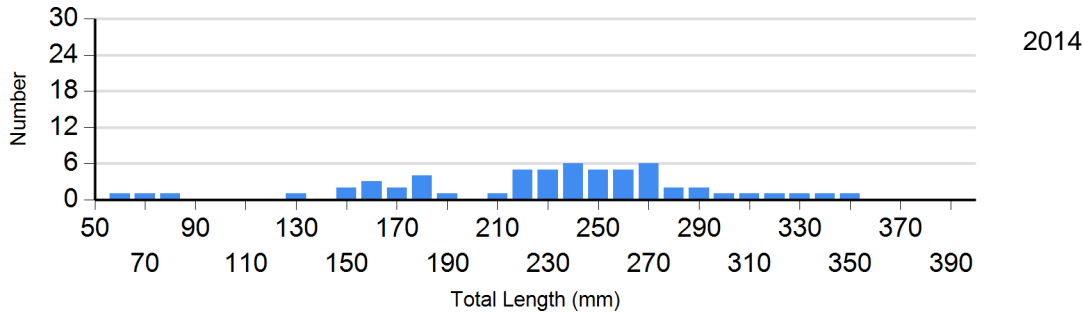
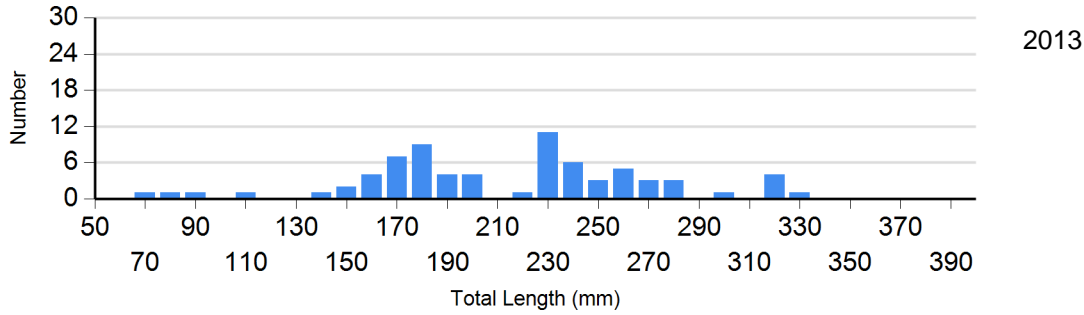
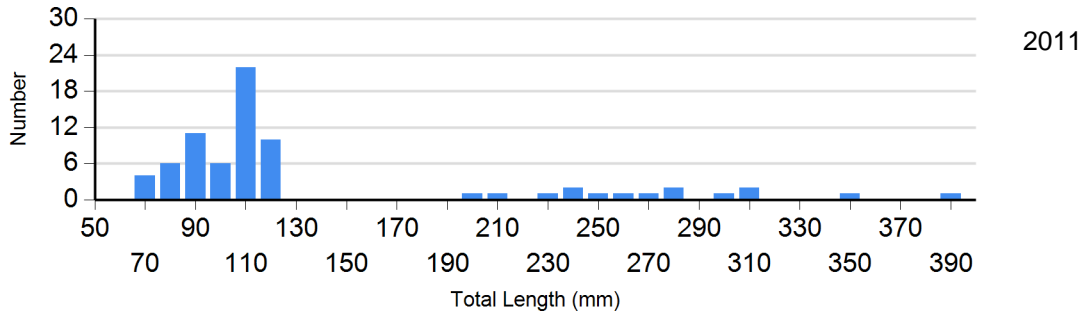
Site: 558
Species: Longnose Dace

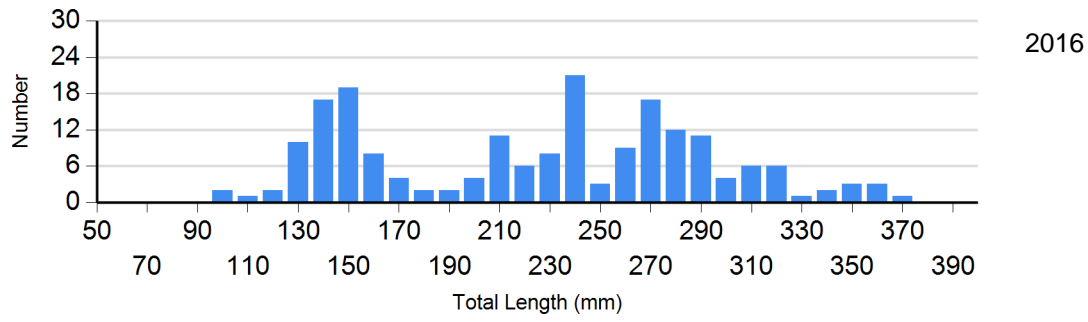


Site: 558
Species: Mountain Sucker

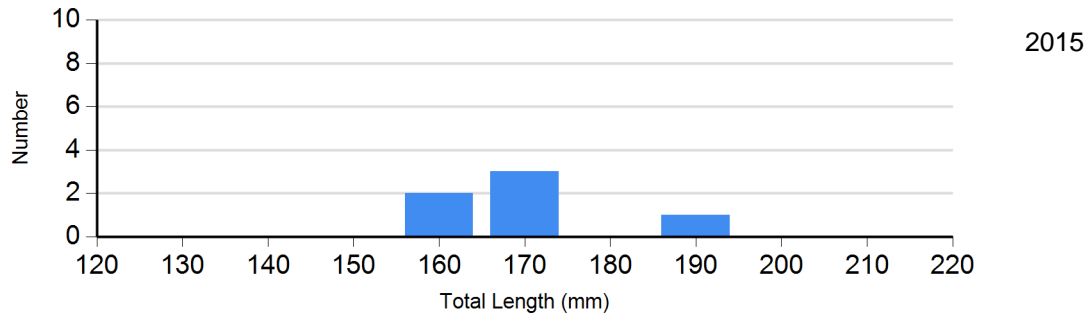


Site: 588
Species: Brown Trout

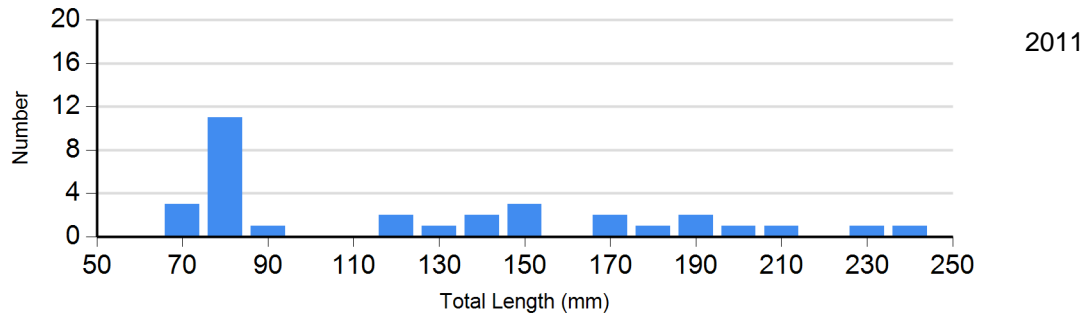


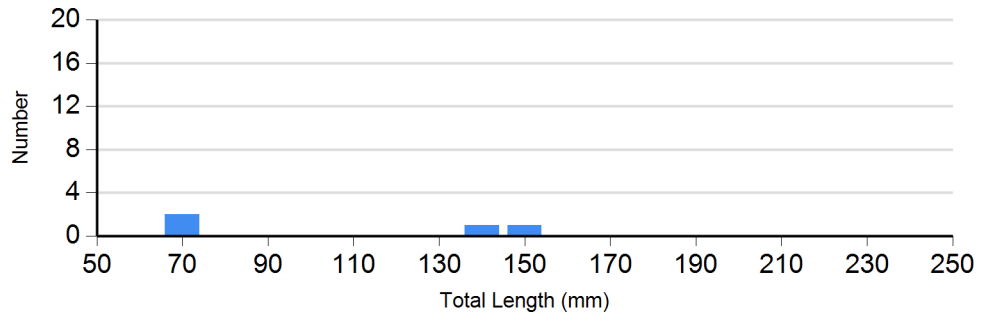
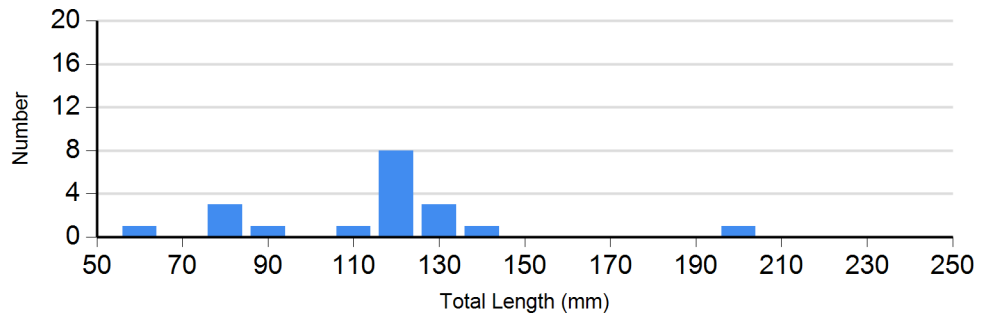


Site: 588
Species: Mountain Sucker

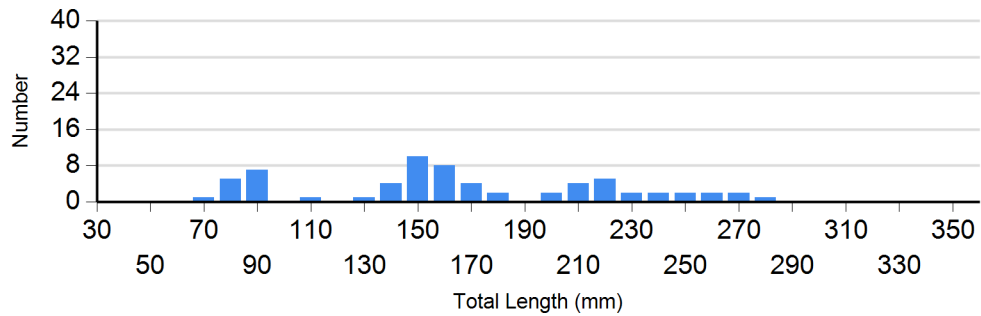
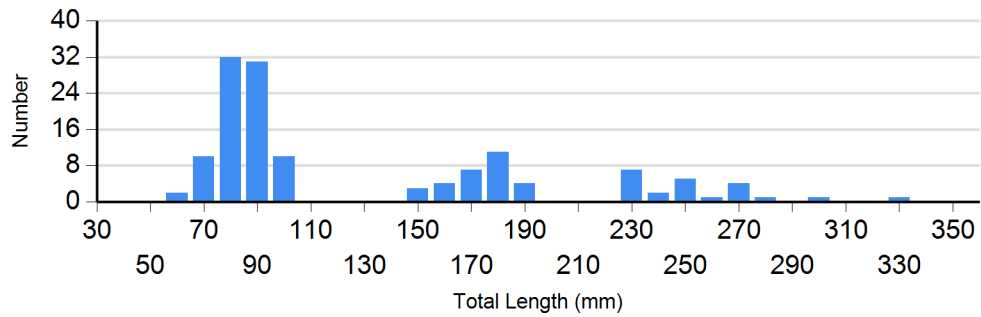


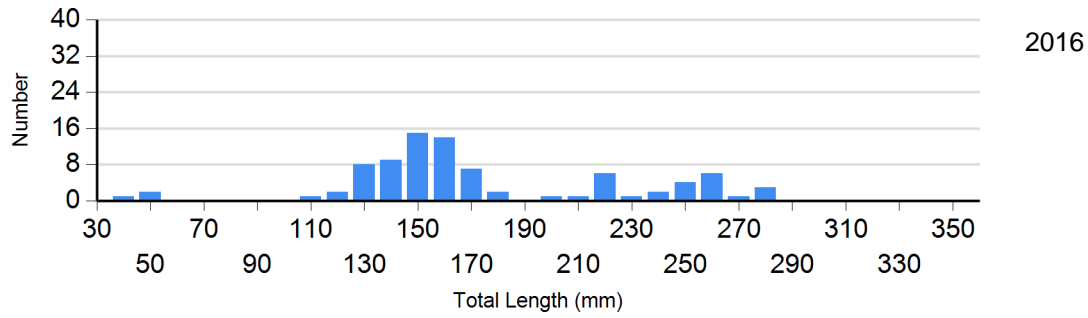
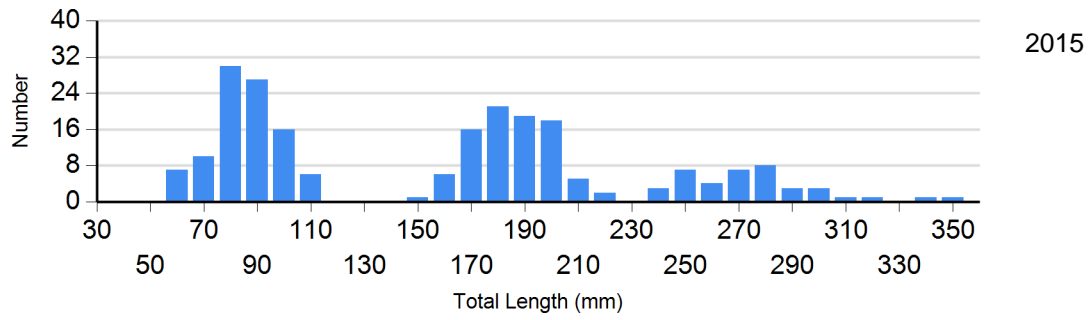
Site: 612
Species: Brook Trout



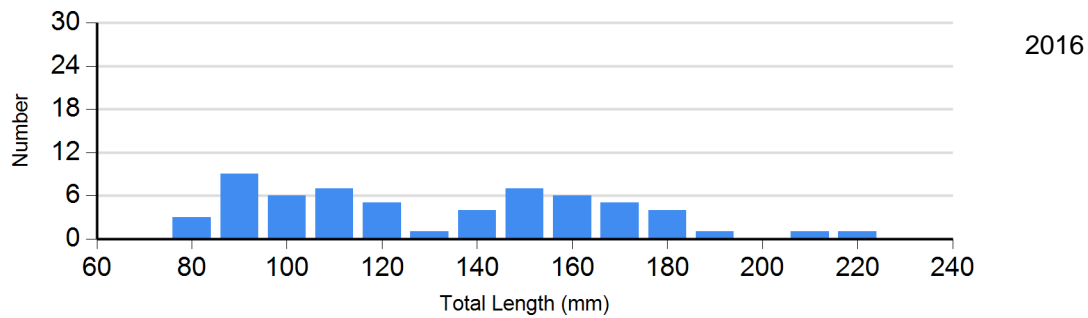
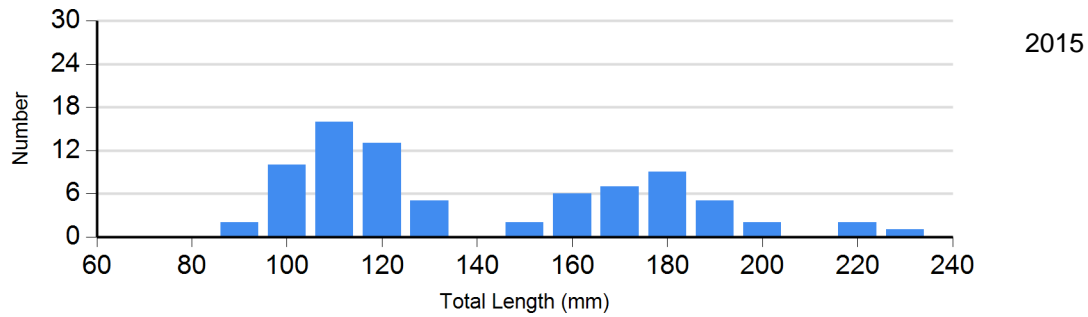


Site: 612
Species: Brown Trout

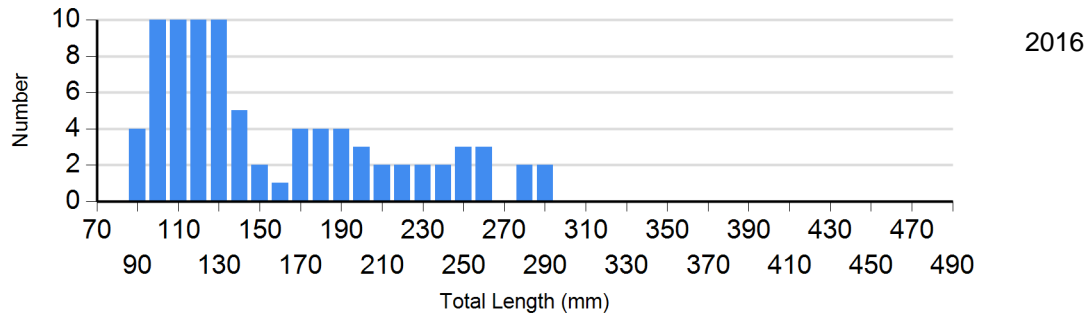
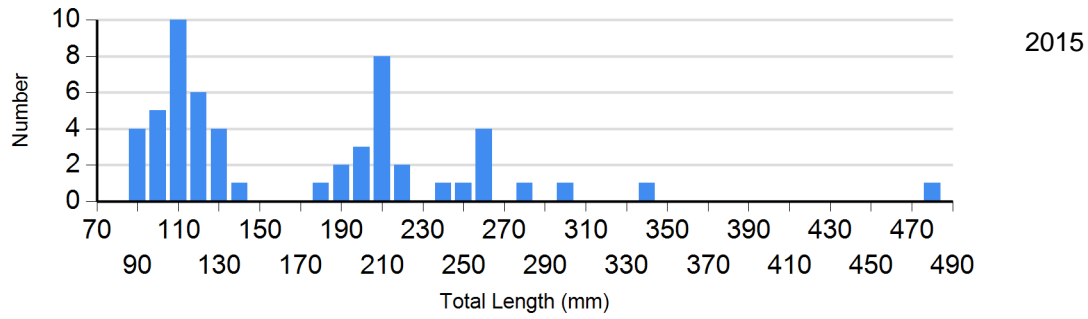




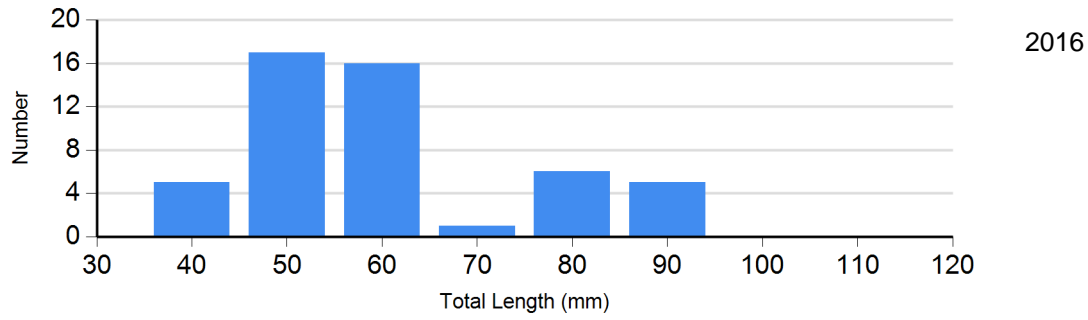
Site: 690
Species: Brook Trout



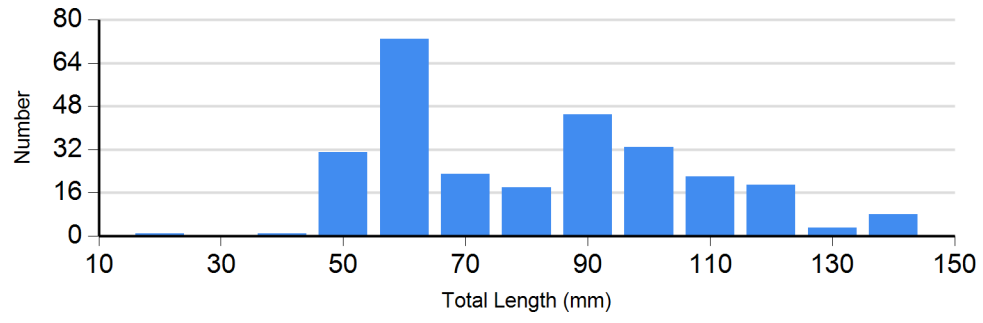
Site: 690
Species: Brown Trout



Site: 690
Species: Longnose Dace



Site: 690
Species: Mountain Sucker



2016