

SOUTH DAKOTA STATEWIDE FISHERIES SURVEY

Durkee, Meade County

CHE-Lake-516-000

2021

Lake Information

Name: Durkee
County: Meade
Surface Area: 108 Acres

Surveys and Investigations

Survey methods used by gear type, date, and effort.

Gear	Date	Effort
frame net (std 3/4 in)	Jul 07, 2021	5 net-nights

Common Fish Species Present

Yellow Perch

Northern Pike

Largemouth Bass

Bluegill

Black Crappie

Black Bullhead

Sunfish Hybrid

Golden Shiner

Terminology

Catch per unit effort (**CPUE**) refers to the relative abundance of a species. It is defined as the number of fish captured per unit of effort (i.e., number of fish captured per net-night or number of fish captured per hour electrofishing). In this report CPUE is typically given for only stock-length fish (see length categories table for stock lengths).

A statewide effort to help make netting efforts comparable to all waters sampled across the state, occurred in 2017, with a switch to American Fisheries Society gill nets. Past gill netting efforts were completed with different style/types of nets and are not comparable side by side.

- **AFS std gill net** – 80 ft experimental gill net containing eight panels (10 ft each) of varying monofilament meshes of 0.75, 1.00, 1.25, 1.50, 1.75, 2.00, 2.25 and 2.50 inches.
- **std experimental gill net for non-Missouri River waters** - 150 ft experimental gill net containing six panels (25 ft each) of varying monofilament meshes of 0.5, 0.75, 1.00, 1.25, 1.50 and 2.00 inches.
- **std experimental gill net for Missouri River reservoirs** – 300 ft experimental gill net containing six panels (50 ft each) of varying multifilament meshes of 0.5, 0.75, 1.00, 1.25, 1.50 and 2.00 inches.

$$CPUE = \frac{\text{number of fish}}{\text{effort}}$$

Population size structure is quantified using the indices proportional size distribution of quality-length fish (**PSD**) and proportional size distribution of preferred-length fish (**PSD-P**). These indices indicate the proportion of stock-length fish that are equal to or greater than a given length. Minimum lengths for stock, quality and preferred length fish are given in the length categories table.

$$PSD = \left(\frac{\text{number of fish} \geq \text{quality length}}{\text{number of fish} \geq \text{stock length}} \right) \times 100$$

$$PSD - P = \left(\frac{\text{number of fish} \geq \text{preferred length}}{\text{number of fish} \geq \text{stock length}} \right) \times 100$$

Relative weight (**Wr**) is used to quantify fish plumpness. Relative weight is the ratio of what a fish weighs (**W**) compared to a length-specific standard weight (**Ws**) multiplied by 100. Relative weight values of 95-105 are commonly cited as optimum values, but values in the 80s are common during summer sampling in South Dakota.

$$Wr = \left(\frac{W}{W_s} \right) \times 100$$

Confidence intervals (CI) are provided for many of the estimates calculated in this report. The confidence interval provides a range in which the true mean is expected to fall. For example, with an 80% CI we are 80% confident that the interval contains the true value.

Length categories include stock (S), quality (Q), preferred (P), memorable (M) and trophy (T). Length categories for most species have been defined based on a percentage of the world record length for that species. Some species mentioned in this report do not have defined length categories. Length categories for species used in this report are provided in the following table. Measurements are the minimum total length for each category and are reported in inches (in) and centimeters (cm).

Species Name	Stock		Quality		Preferred		Memorable		Trophy	
	(in)	(cm)	(in)	(cm)	(in)	(cm)	(in)	(cm)	(in)	(cm)
Black Bullhead	6	15	9	23	12	30	15	38	18	46
Black Crappie	5	13	8	20	10	25	12	30	15	38
Bluegill	3	8	6	15	8	20	10	25	12	30
Brown Trout	8	20	12	30	16	40	20	50	18	46
Channel Catfish	11	28	16	41	24	61	28	71	36	91
Freshwater Drum	8	20	12	30	15	38	20	51	25	63
Lake Trout	12	30	20	50	26	65	31	80	39	100
Largemouth Bass	8	20	12	30	15	38	20	51	25	63
Muskellunge	20	51	30	76	38	97	42	107	50	127
Northern Pike	14	35	21	53	28	71	34	86	44	112
Pumpkinseed	3	8	6	15	8	20	10	25	12	30
Rainbow Trout	10	25	16	40	20	50	26	65	31	80
Rudd	6	15	10	25	12	30	15	38	19	48
Sauger	8	20	12	30	15	38	20	51	25	63
Smallmouth Bass	7	18	11	28	14	35	17	43	20	51
Walleye	10	25	15	38	20	51	25	63	30	76
White Bass	6	15	9	23	12	30	15	38	18	46
White Crappie	5	13	8	20	10	25	12	30	15	38
Yellow Bullhead	4	10	7	18	9	23	11	28	14	36
Yellow Perch	5	13	8	20	10	25	12	30	15	38

Catch Summary of Stock Length Fish

Catch per unit effort (CPUE), proportional size distribution (PSD), proportional size distribution of preferred length fish (PSD-P), and relative weight (Wr) for species sampled in survey with 80% confidence interval (CI-80).

* **Methods/Species that ignore stock length**

Gear	Species	Sample Size (n)	Abundance		Stock Density Indices			Condition		
			CPUE	CI-80	PSD	CI-80	PSD-P	CI-80	Wr	CI-80
frame net (std 3/4 in)	Black Bullhead	7	1.4	1.4	100		14		88	5
	Black Crappie	167	32.0	17.8	8	3	0		101	1
	Bluegill	226	45.2	13.9	46	5	10	3	102	1
	Golden Shiner	1	0.0	0.0						
	Northern Pike	28	5.2	2.5	88		12		89	1
	Sunfish Hybrid	1	0.0	0.0						
	Yellow Perch	12	2.4	1.3	42	24	0		94	4

10-Year Catch Per Unit Effort by Gear and Species

Catch per unit effort (CPUE) and average (Avg) of species across 10 years using different gear types.

* Methods/Species that ignore stock length

Gear	Species	CPUE										Avg	
		2012	2013	2014	2015	2016	2017	2018	2019	2020	2021		
AFS std frame net	Black Bullhead						27.0						27.00
	Black Crappie						9.4						9.40
	Bluegill						9.7						9.70
	Golden Shiner						0.0						0.00
	Largemouth Bass						0.3						0.30
	Northern Pike						0.6						0.60
	Yellow Perch						1.9						1.90
AFS std gill net	Black Bullhead						10.0	25.5	1.7				12.40
	Black Crappie						0.3	0.5	0.0				0.27
	Bluegill						0.0	0.5	0.0				0.17
	Channel Catfish						0.0	0.5	0.0				0.17
	Common Carp						0.0	0.0	1.3				0.43
	Freshwater Drum						0.0	0.0	0.7				0.23
	Golden Shiner						0.0	0.0	0.0				0.00
	Northern Pike						2.3	3.5	0.7				2.17
	Walleye						0.0	0.0	3.3				1.10
	White Bass						0.5	0.0	1.3				0.60
	Yellow Perch						5.0	13.5	2.7				7.07
boat shocker (night)	Largemouth Bass			28.2	22.5	47.1	59.0	39.6	9.0				34.23
frame net (std 3/4 in)	Black Bullhead	234.9	370.9	228.4	162.4	42.8		19.6	35.0	6.5	1.4		122.43
	Black Crappie	4.4	96.4	73.4	10.3	23.9		11.4	14.9	12.3	32.0		31.00
	Bluegill	223.1	82.0	45.0	12.1	85.5		34.4	0.1	24.5	45.2		61.32
	Channel Catfish	0.0	0.0	0.1	0.0	0.0		0.0	0.0	0.0	0.0		0.01
	Golden Shiner	0.0	0.0	0.0	0.0	0.0		0.0	0.0	0.0	0.0		0.00
	Green Sunfish	0.0	0.0	0.0	0.3	0.0		0.0	0.0	0.0	0.0		0.03
	Largemouth Bass	0.6	0.0	0.0	0.1	0.0		0.0	0.3	0.0	0.0		0.11
	Northern Pike	2.0	0.6	0.3	0.0	1.5		1.6	1.0	0.5	5.2		1.41
	Sunfish Hybrid	0.0	0.0	0.0	0.0	0.0		0.0	0.0	0.0	0.0		0.00
	Yellow Perch	3.6	1.3	2.4	18.6	3.4		6.2	4.5	2.0	2.4		4.93
spring night EF-LMB*	Largemouth Bass	54.0											54.00
std exp gill net	Black Bullhead	57.0	82.5	27.0	32.0	17.0							43.10
	Black Crappie	1.5	4.0	42.0	1.0	7.0							11.10

		CPUE										
Gear	Species	2012	2013	2014	2015	2016	2017	2018	2019	2020	2021	Avg
std exp gill net	Bluegill	0.0	0.5	0.0	1.0	0.0						0.30
	Channel Catfish	0.0	0.0	0.0	0.5	0.0						0.10
	Golden Shiner	0.0	0.0	0.0	0.0	0.0						0.00
	Northern Pike	3.0	8.5	2.5	1.0	6.0						4.20
	Yellow Perch	9.0	12.0	36.0	54.0	30.0						28.20

10-Year Size Structure and Condition Statistics by Gear and Species

Species proportional size distribution (PSD), proportional size distribution of preferred length fish (PSD-P), and relative weight (Wr) collected by different gear types across 10 years.

Gear	Species	Index	Year													
			2012	2013	2014	2015	2016	2017	2018	2019	2020	2021				
AFS std frame net	Black Bullhead	PSD							89							
		PSD-P							0							
		Wr							89							
	Black Crappie	PSD								55						
		PSD-P								0						
		Wr								107						
	Bluegill	PSD								78						
		PSD-P								7						
		Wr								106						
	Largemouth Bass	PSD								100						
		PSD-P								0						
		Wr								110						
	Northern Pike	PSD								50						
		PSD-P								50						
		Wr								95						
	Yellow Perch	PSD								85						
		PSD-P								0						
		Wr								88						
AFS std gill net	Black Bullhead	PSD							88	100	60					
		PSD-P							0	0	0					
		Wr							92	90	101					
	Black Crappie	PSD								0	100					
		PSD-P								0	0					
		Wr								103	97					
	Bluegill	PSD									100					
		PSD-P									100					
		Wr									64					
	Northern Pike	PSD								89	100	0				
		PSD-P								33	14	0				
		Wr								91	84	92				
	Yellow Perch	PSD								40	11	0				
		PSD-P								0	0	0				

Gear	Species	Index	Year									
			2012	2013	2014	2015	2016	2017	2018	2019	2020	2021
AFS std gill net	Yellow Perch	Wr							91	98	90	
boat shocker (night)	Largemouth Bass	PSD			88	80	56	81	85	100		
		PSD-P			21	57	33	31	18	56		
		Wr			95	108	128	106	102	105		
frame net (std 3/4 in)	Black Bullhead	PSD	4	3	21	60	80		95	98	92	100
		PSD-P	2	0	0	0	0		0	0	0	14
		Wr	81		84	88	85		97	98	90	88
	Black Crappie	PSD	6	10	7	6	38		40	26	18	8
		PSD-P	0	1	0	0	1		2	6	4	0
		Wr	99	100	98	126	105		103	97	101	101
	Bluegill	PSD	5	60	84	80	94		80	100	35	46
		PSD-P	0	0	0	0	8		9	0	5	10
		Wr	104	105	112	115	106		105	125	109	102
	Largemouth Bass	PSD	75			100				100		
		PSD-P	25			0				100		
		Wr	115			102				101		
	Northern Pike	PSD	100	100	100	0	58		100	88	33	88
		PSD-P	29	60	50	0	8		38	25	33	12
		Wr	89	85	94		84		87	86	98	89
	Yellow Perch	PSD	12	20	0	46	48		52	17	33	42
		PSD-P	12	0	0	0	4		13	6	8	0
		Wr	98	96	91	102	89		87	86	91	94
spring night EF-LMB	Largemouth Bass	PSD	65									
		PSD-P	15									
		Wr	113									
std exp gill net	Black Bullhead	PSD	1	0	15	31	88					
		PSD-P	1	0	0	0	0					
		Wr	88	89	91	91	88					
	Black Crappie	PSD	0	0	92	0	14					
		PSD-P	0	0	0	0	0					
		Wr	94	124	95	125	109					
	Bluegill	PSD		0		50						
		PSD-P		0		0						
		Wr		97		115						
	Northern Pike	PSD	100	100	100	100	67					

Gear	Species	Index	Year									
			2012	2013	2014	2015	2016	2017	2018	2019	2020	2021
std exp gill net	Northern Pike	PSD-P	0	35	20	100	17					
		Wr	92	95	98	94	94					
	Yellow Perch	PSD	0	4	0	15	23					
		PSD-P	0	4	0	0	0					
		Wr	97	95	96	102	92					

Length at Capture

Mean length at capture by age across years sampled, sample size (N).

Species: Black Crappie

Mean Length (expanded sample number) at capture by age											
Year	N	1	2	3	4	5	6	7	8	9	10+
2016	380		162 (74)	197 (251)	185 (8)	214 (13)	225 (35)				
2014	1174		147 (14)	181 (1082)	205 (70)	222 (8)					

Species: Largemouth Bass

Mean Length (expanded sample number) at capture by age											
Year	N	1	2	3	4	5	6	7	8	9	10+
2014	64			228 (2)	295 (2)	327 (12)	352 (44)	335 (2)	429 (2)		

Species: Yellow Perch

Mean Length (expanded sample number) at capture by age											
Year	N	1	2	3	4	5	6	7	8	9	10+
2016	60		131 (2)	175 (40)	204 (4)	215 (8)	216 (6)				
2014	228	103 (90)	149 (20)	156 (62)	165 (28)	181 (27)					

Fish Condition

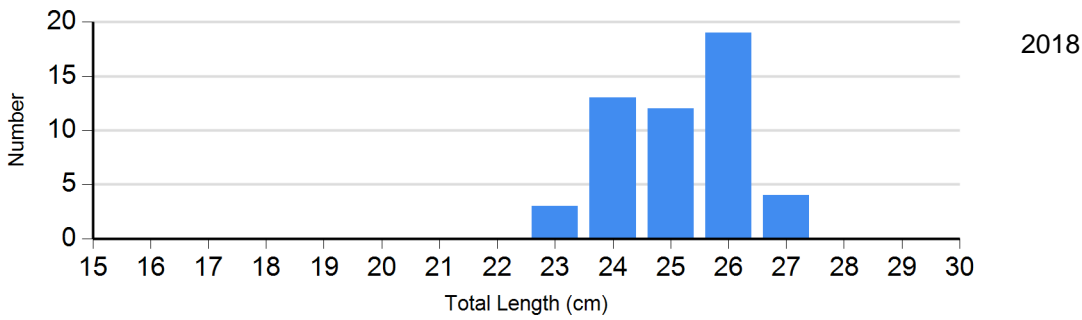
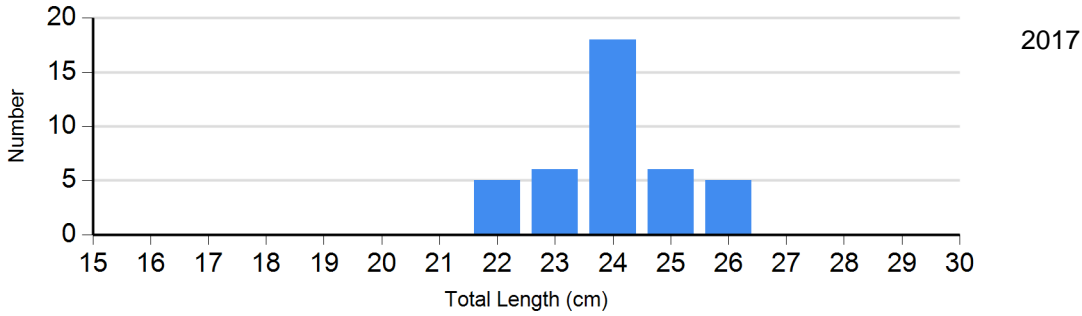
Mean relative weight (Wr) by sample size (N), length category stock to quality (S-Q), quality to preferred (Q-P), preferred to memorable (P-M), and memorable (M) for species collected across survey years with standard error (SE).

Species	Year	Length Groups							
		S-Q		Q-P		P-M		M	
		N	Wr (SE)	N	Wr (SE)	N	Wr (SE)	N	Wr (SE)
Black Bullhead Gill Net	2017	5	101 (5.2)	35	90 (2.0)	0		0	
	2018	0		51	90 (1.4)	0		0	
	2019	2	111 (3.7)	3	94 (6.9)	0		0	
Black Crappie Frame Net	2017	30	119 (8.1)	36	96 (1.0)	0		0	
	2018	34	105 (1.1)	22	99 (1.1)	1		0	
	2019	88	99 (1.0)	24	92 (0.9)	7	96 (2.9)	0	
	2020	61	103 (0.9)	10	90 (2.9)	3	92 (4.0)	0	
	2021	147	102 (0.8)	13	91 (0.9)	0		0	
Bluegill Frame Net	2017	15	110 (2.6)	48	106 (1.5)	5	91 (4.0)	0	
	2018	34	109 (1.0)	123	106 (0.7)	15	94 (2.2)	0	
	2019	0		1	125	0		0	
	2020	96	109 (1.2)	44	110 (1.3)	7	106 (2.8)	0	
	2021	122	104 (1.2)	82	102 (1.3)	22	98 (1.2)	0	
Largemouth Bass Electro Fishing	2017	11	112 (3.3)	30	107 (1.7)	18	101 (1.9)	0	
	2018	5	110 (1.7)	22	101 (2.3)	6	96 (5.0)	0	
	2019	0		4	105 (6.3)	5	104 (4.7)	0	
Northern Pike Gill Net	2017	1	86	5	91 (3.4)	1	94	2	
	2018	0		6	84 (1.6)	1	84	0	
	2019	2	92 (11.5)	0		0		0	
Yellow Perch Gill Net	2017	12	93 (2.9)	8	88 (2.5)	0		0	
	2018	24	99 (1.3)	3	89 (3.6)	0		0	
	2019	8	90 (4.0)	0		0		0	

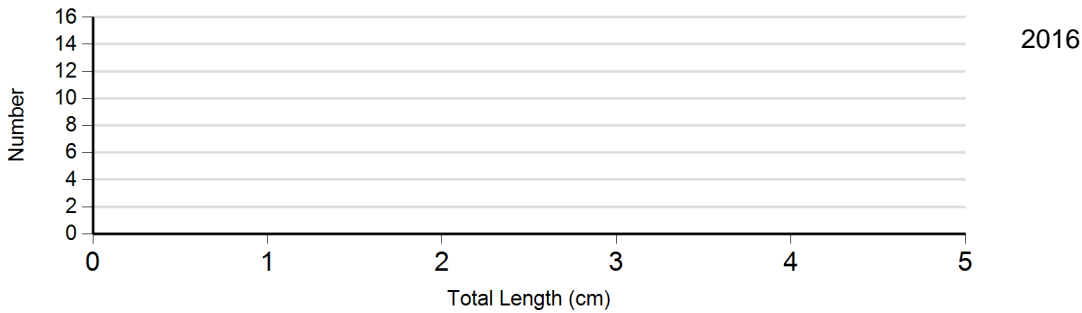
Length Frequency Distribution

Length frequency histogram of species sampled by year.

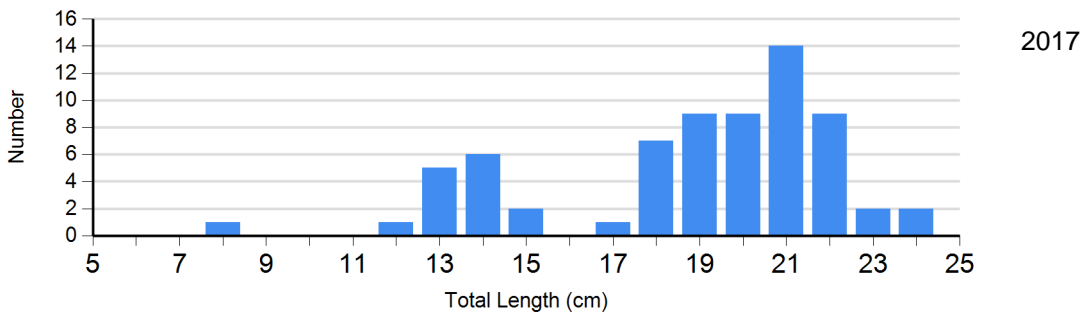
Species: Black Bullhead
Gear: AFS std gill net



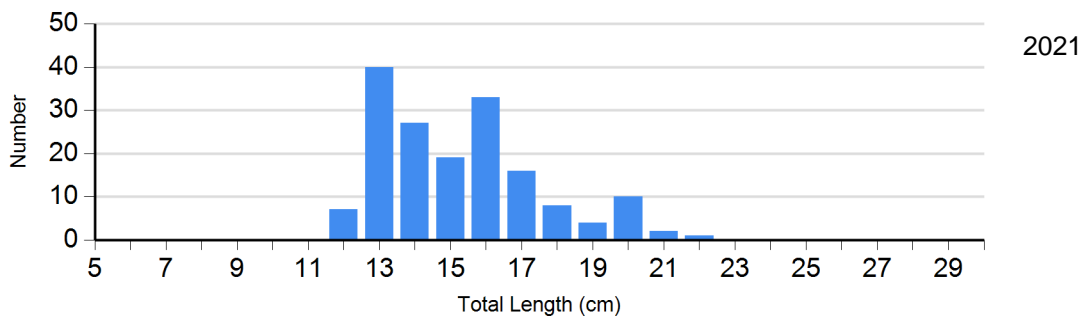
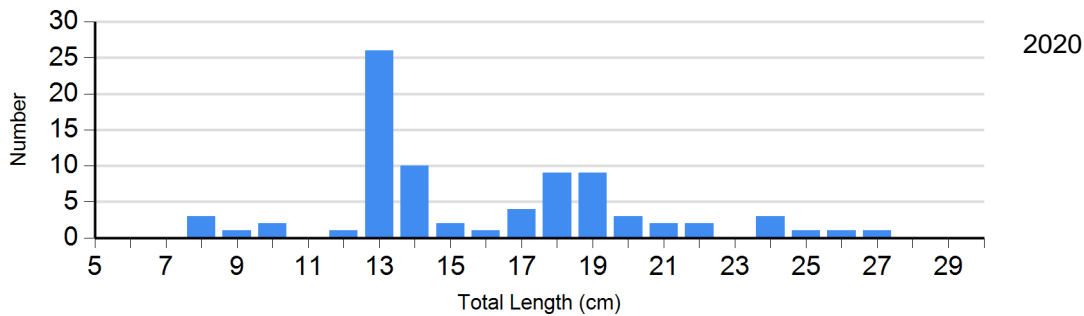
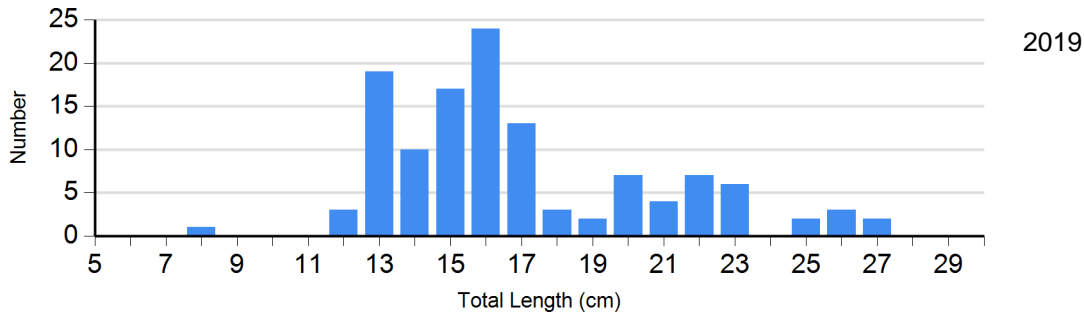
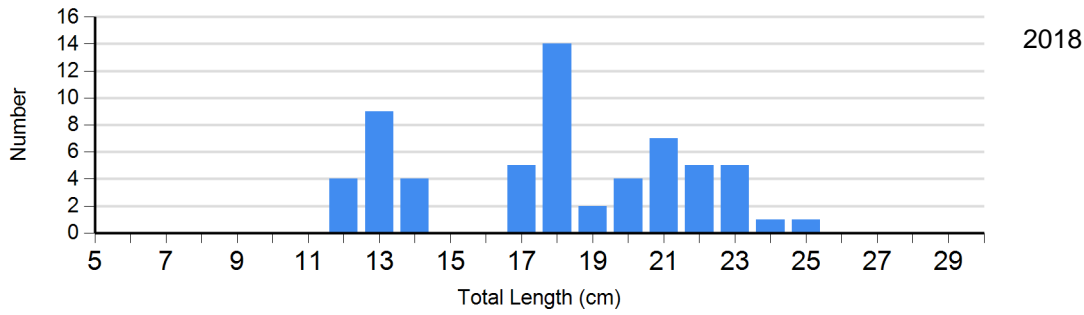
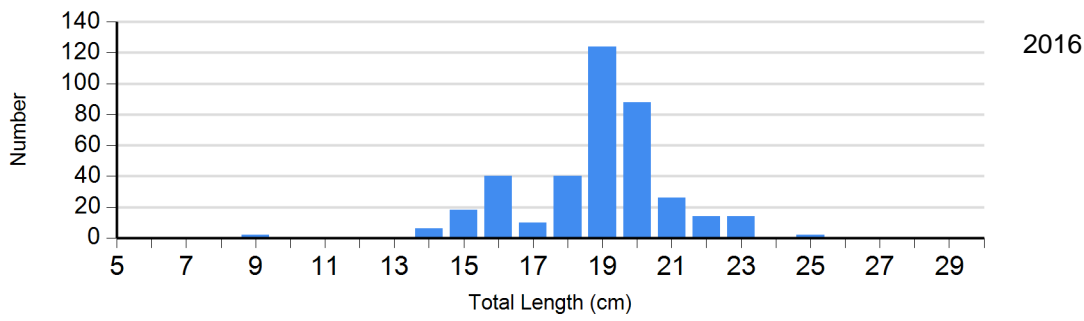
Species: Black Bullhead
Gear: std exp gill net



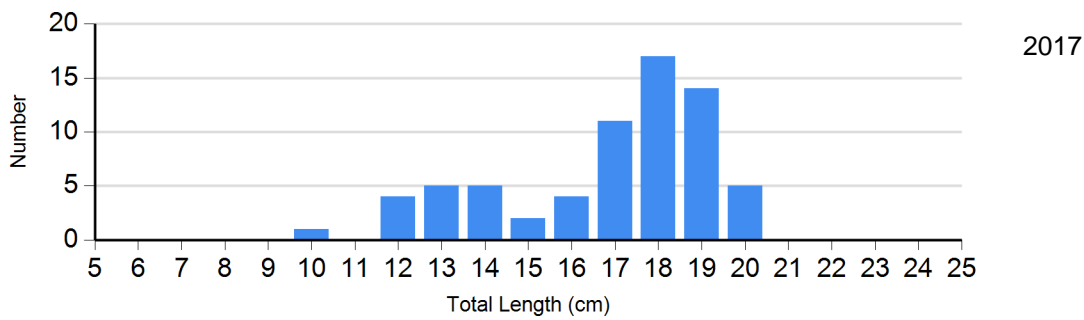
Species: Black Crappie
Gear: AFS std frame net



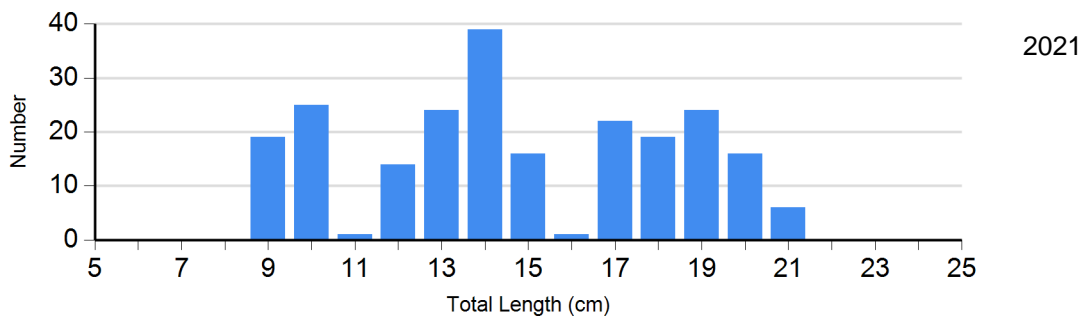
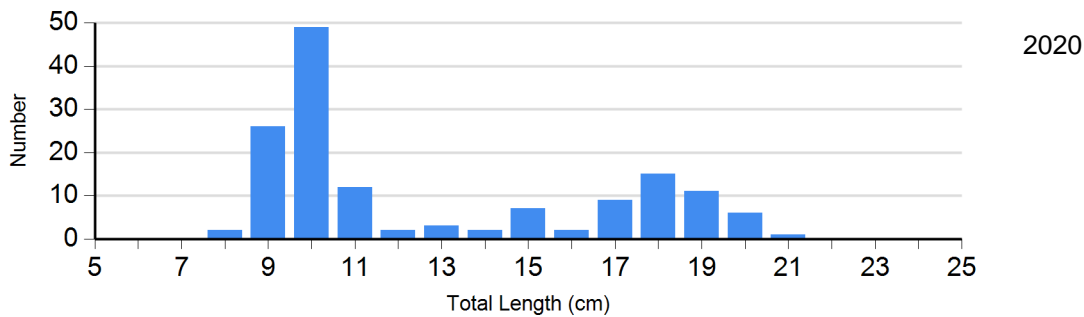
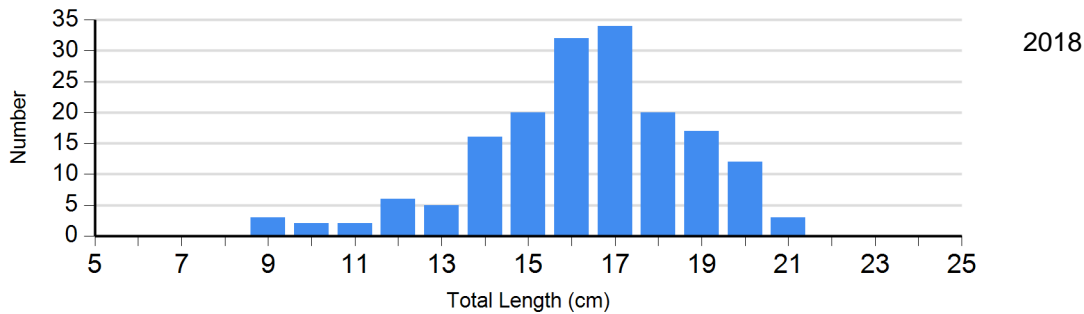
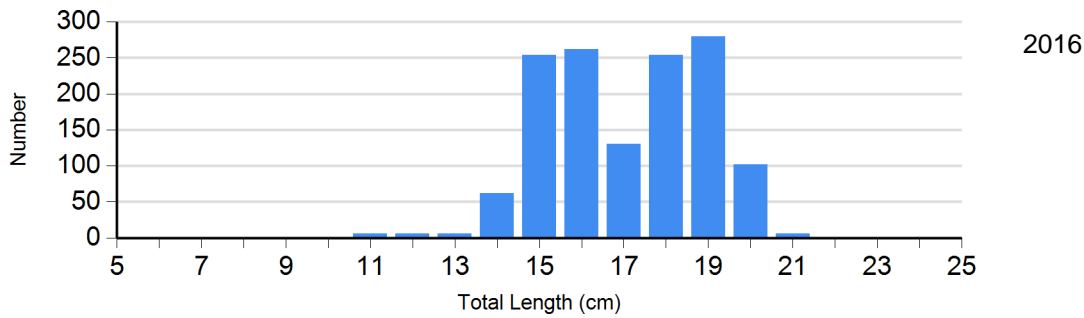
Species: Black Crappie
Gear: frame net (std 3/4 in)



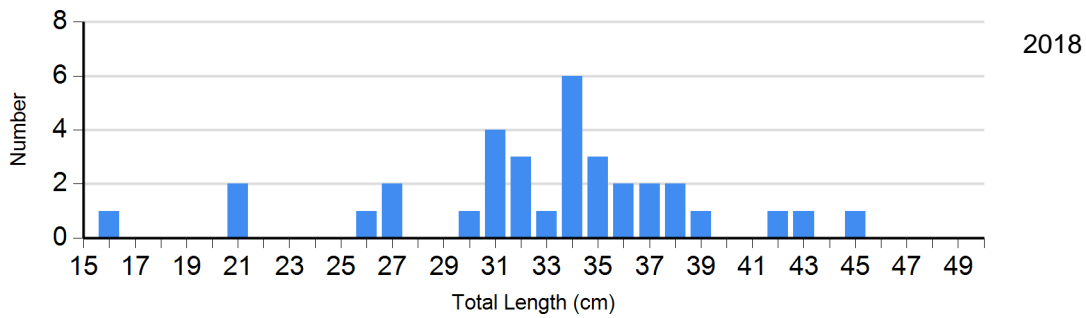
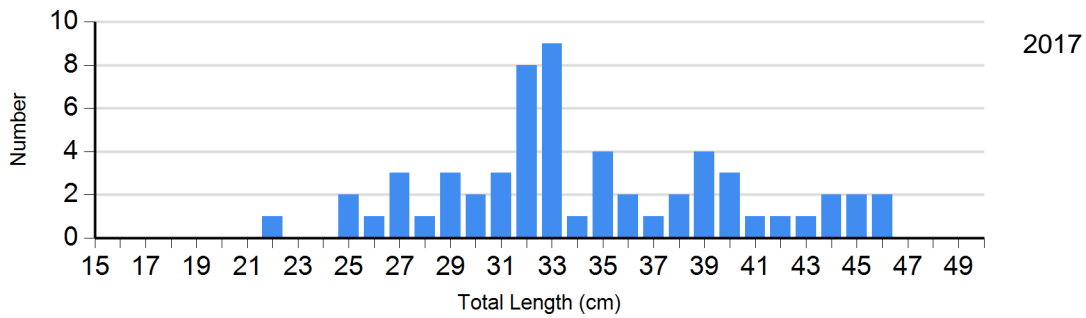
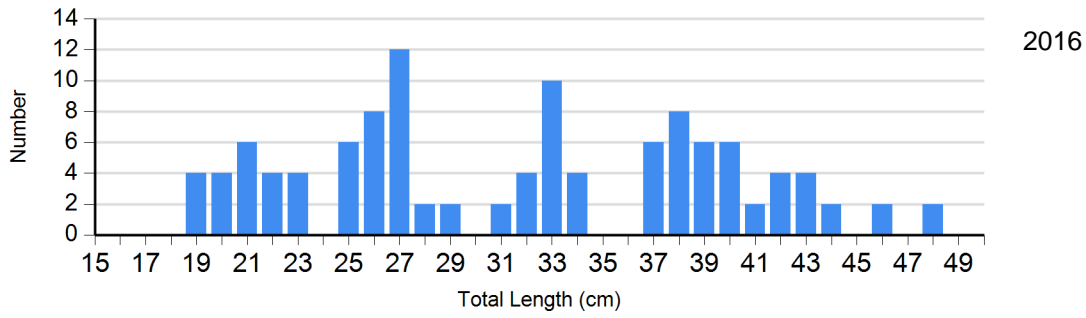
Species: Bluegill
Gear: AFS std frame net



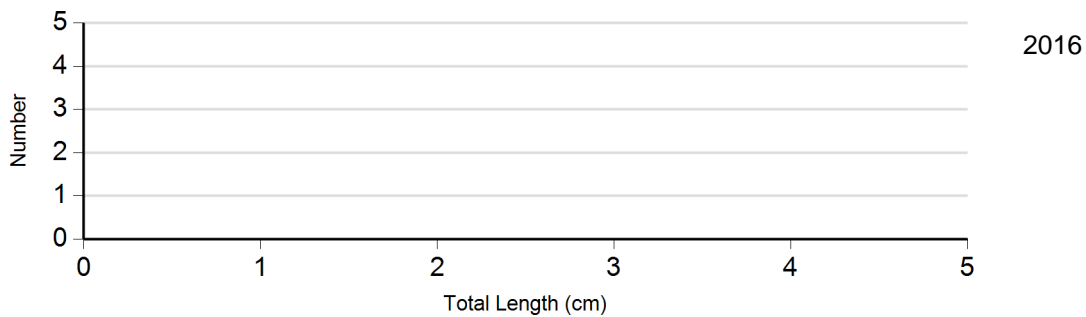
Species: Bluegill
Gear: frame net (std 3/4 in)



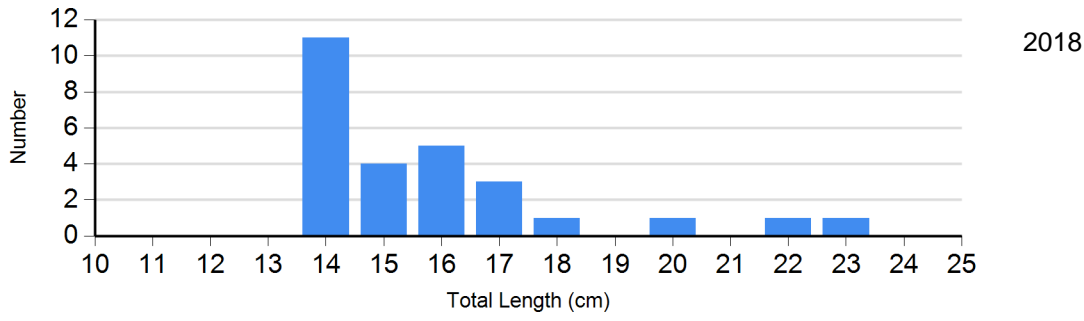
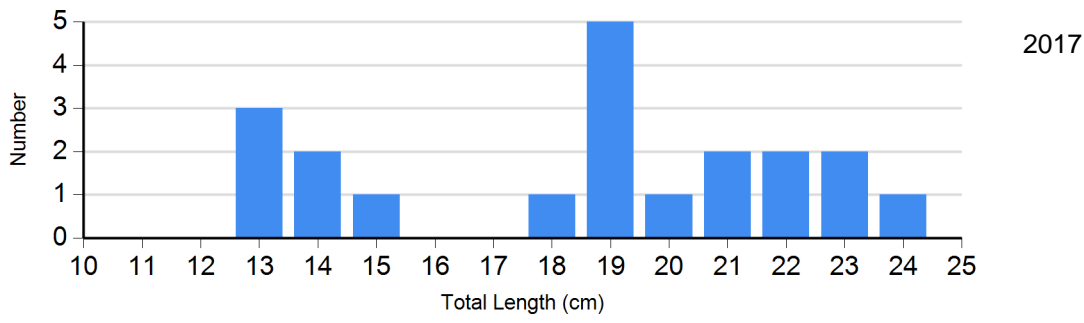
Species: Largemouth Bass
 Gear: boat shocker (night)



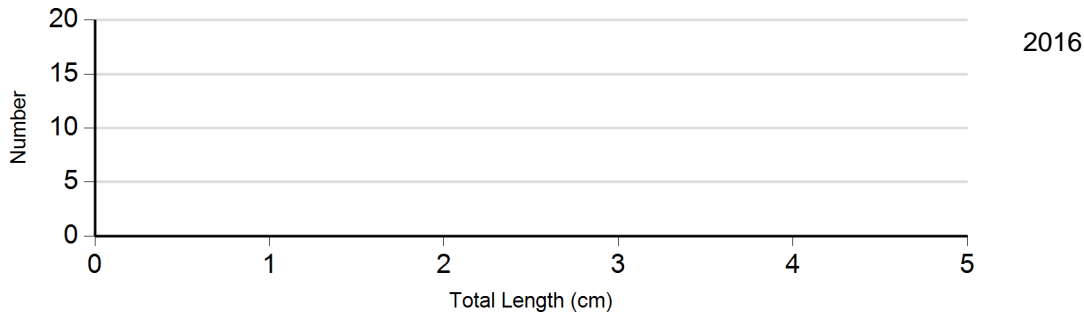
Species: Northern Pike
 Gear: std exp gill net



Species: Yellow Perch
Gear: AFS std gill net



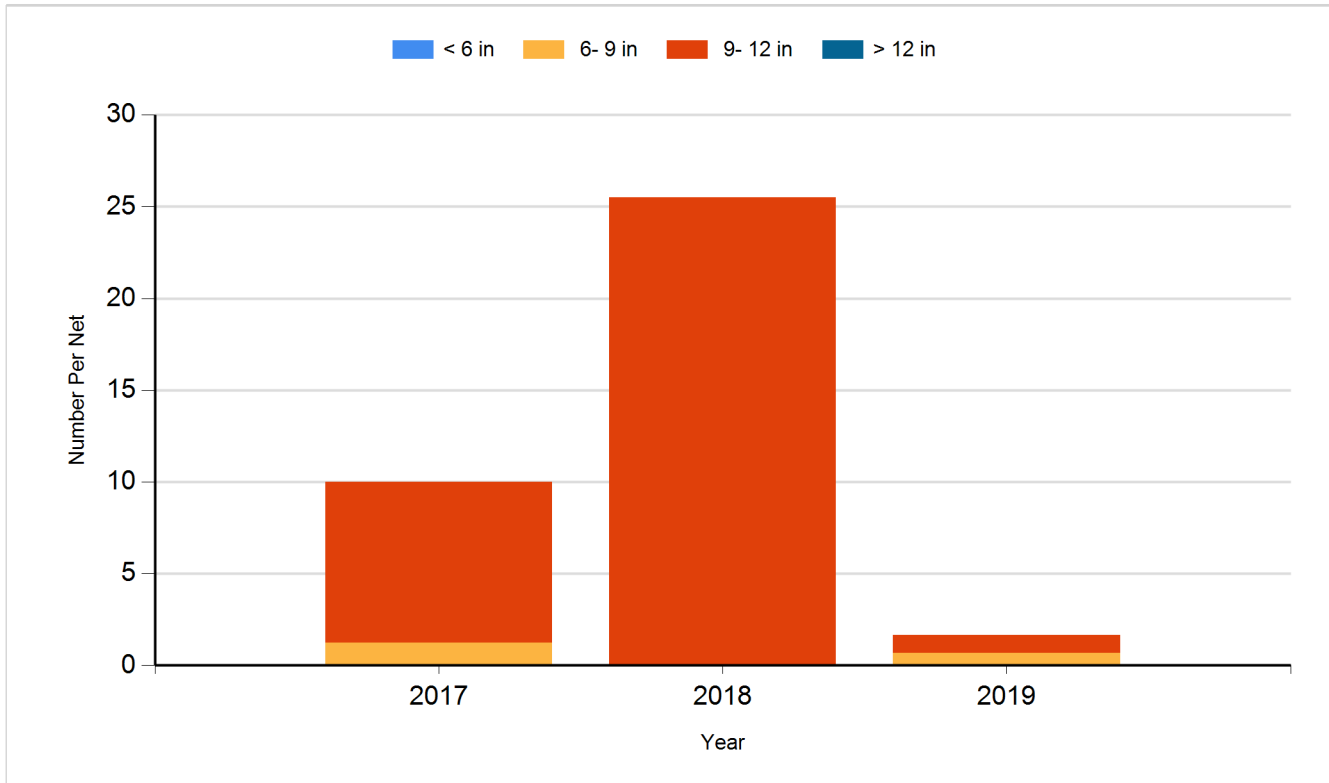
Species: Yellow Perch
Gear: std exp gill net



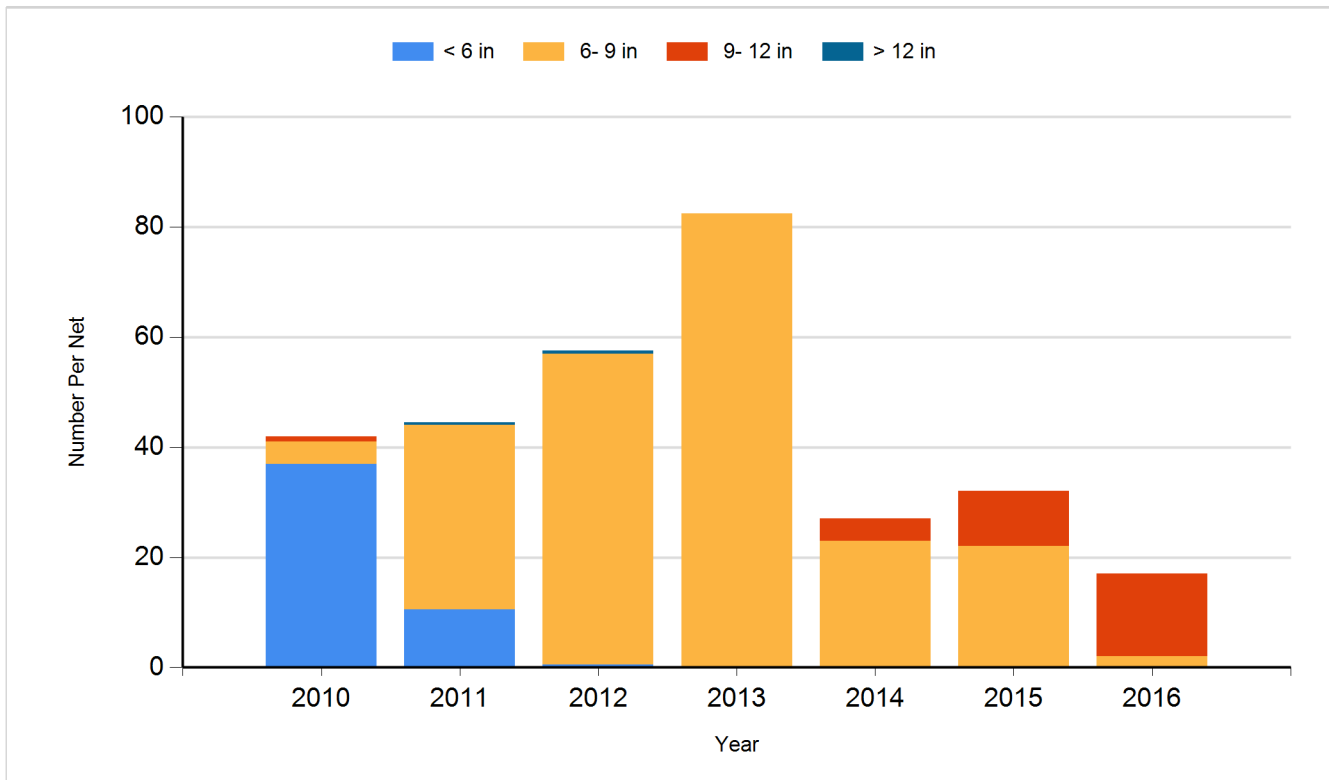
Historic Fish Sizes and Relative Abundance

Size distribution per net by color for species sampled by year.

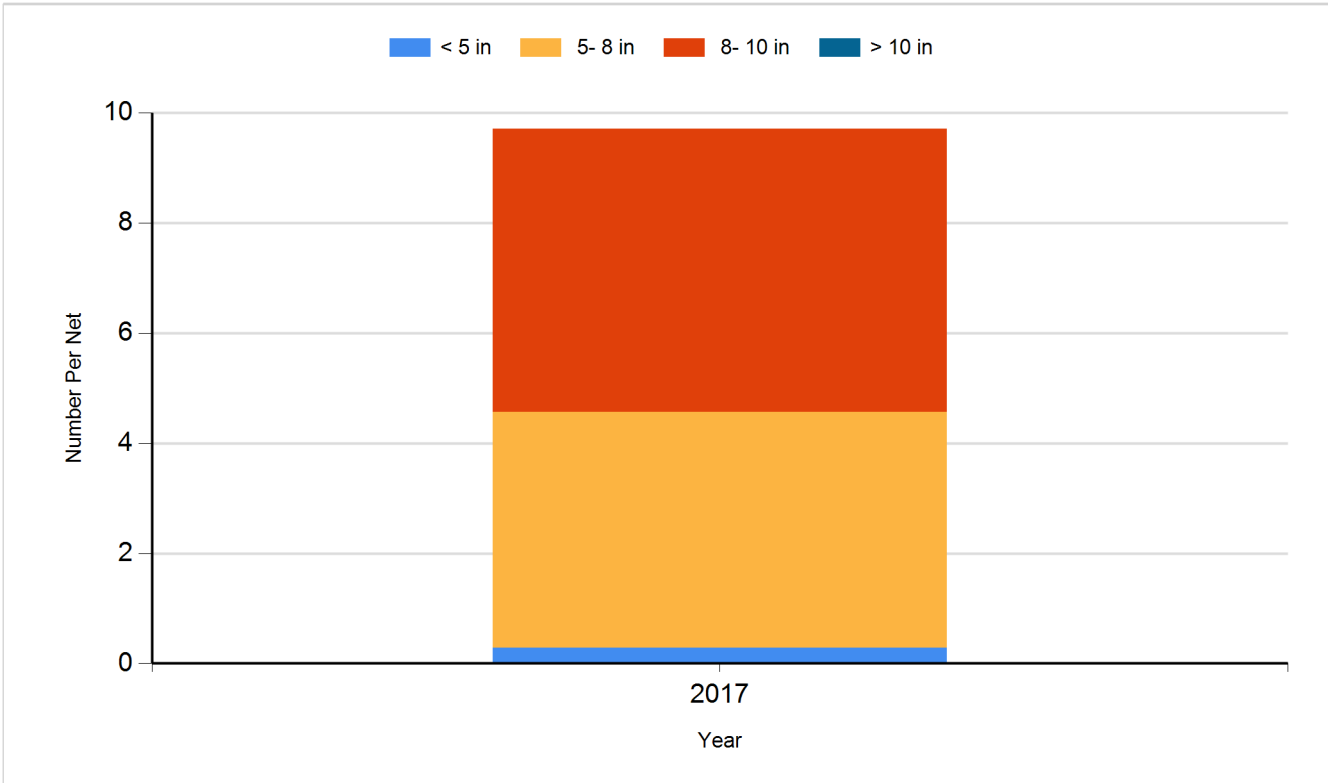
Species: Black Bullhead
Gear: AFS std gill net



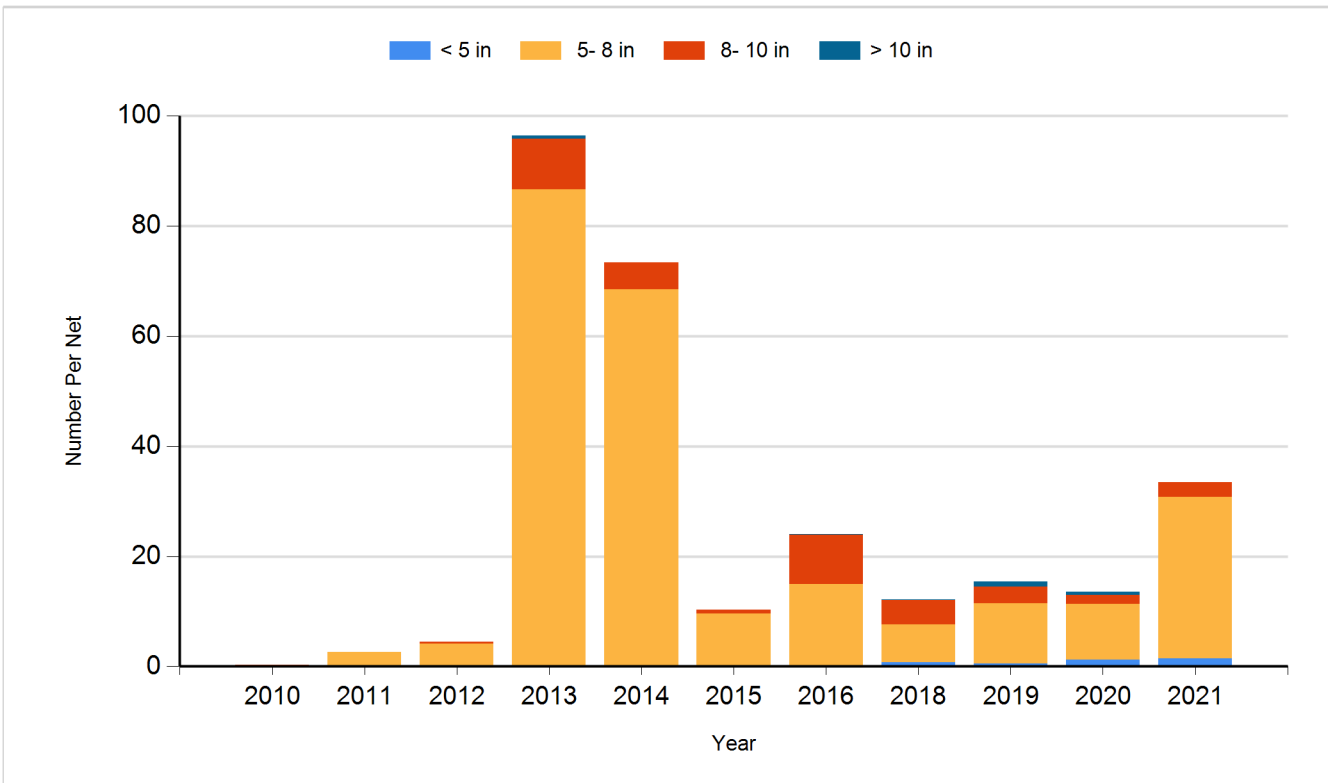
Species: Black Bullhead
Gear: std exp gill net



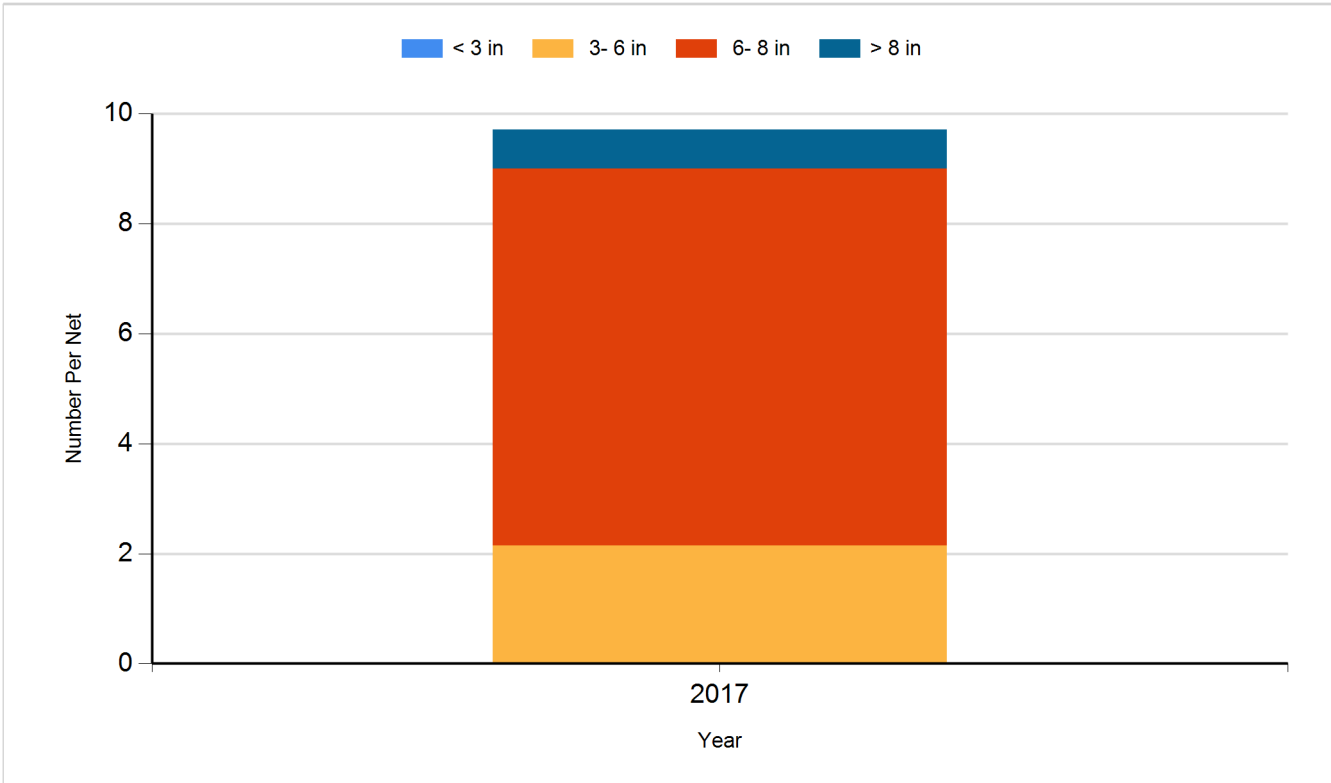
Species: Black Crappie
Gear: AFS std frame net



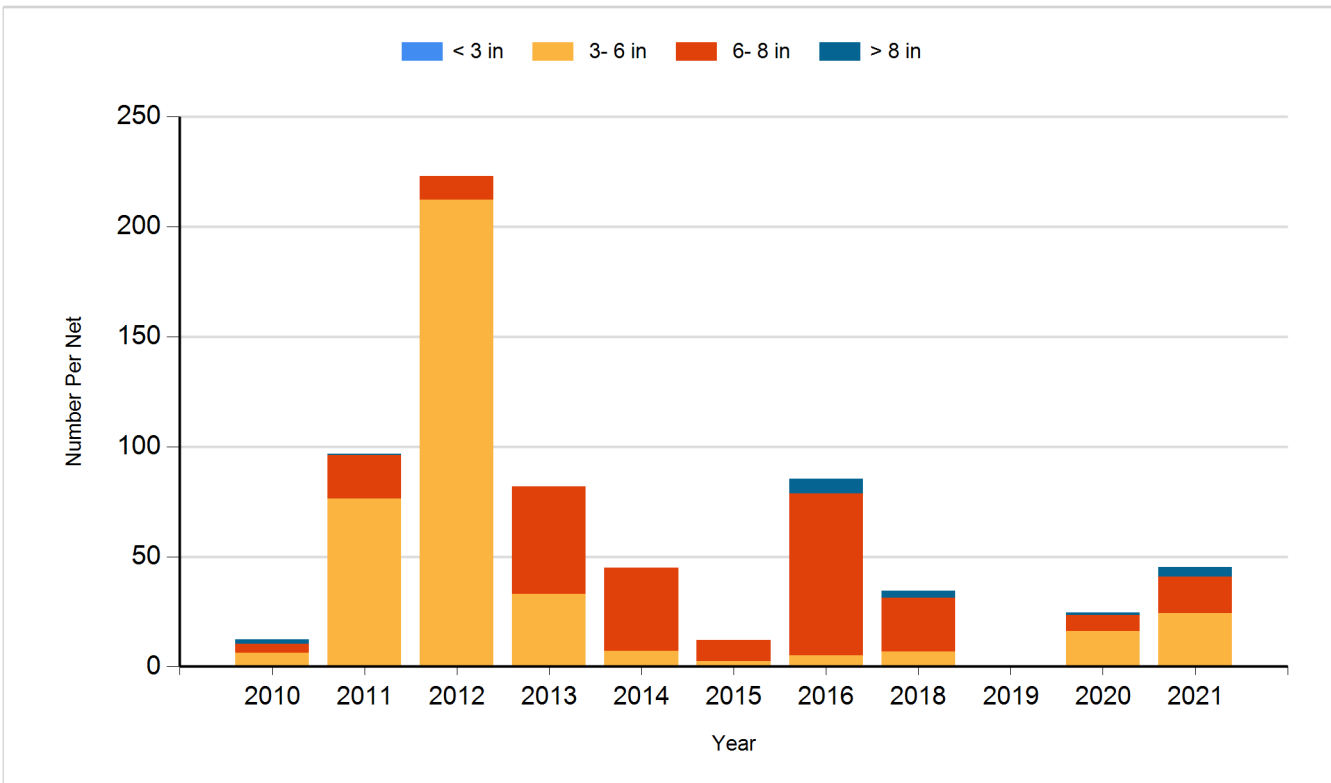
Species: Black Crappie
Gear: frame net (std 3/4 in)



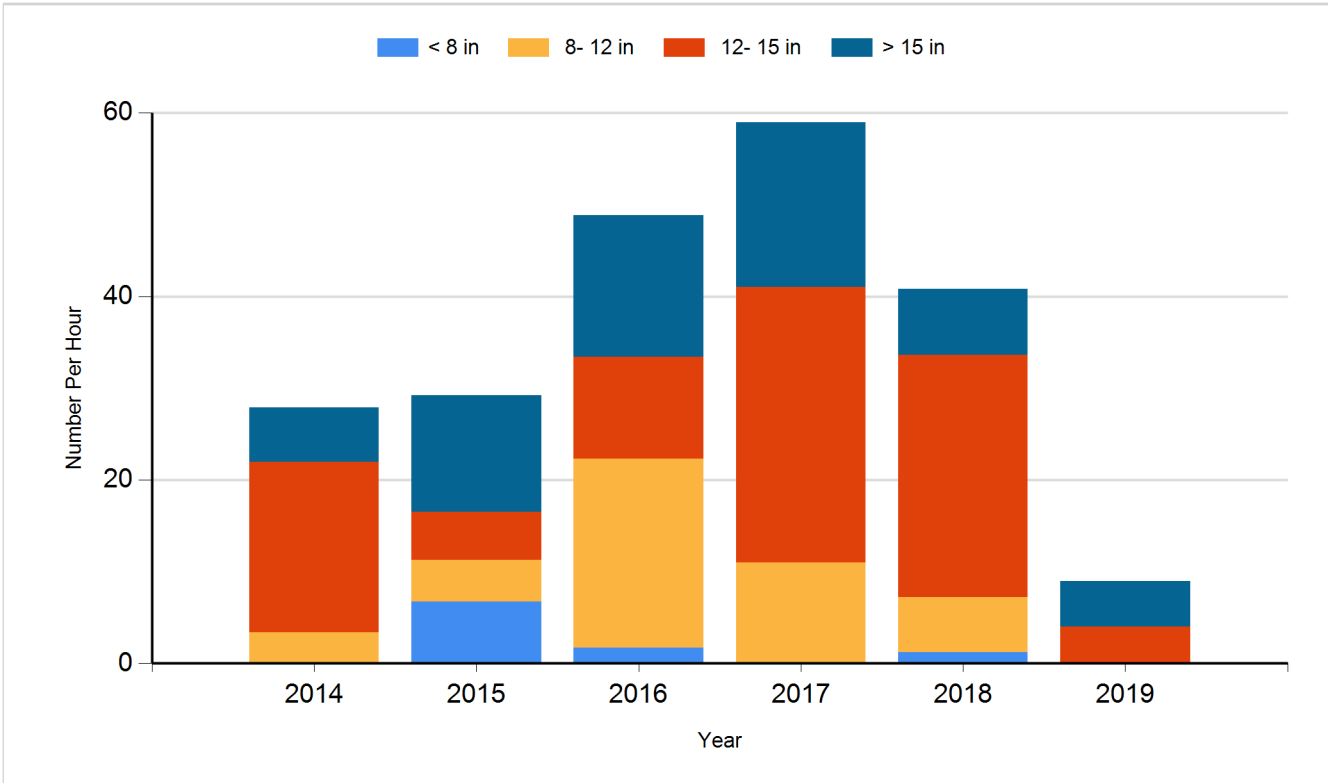
Species: Bluegill
Gear: AFS std frame net



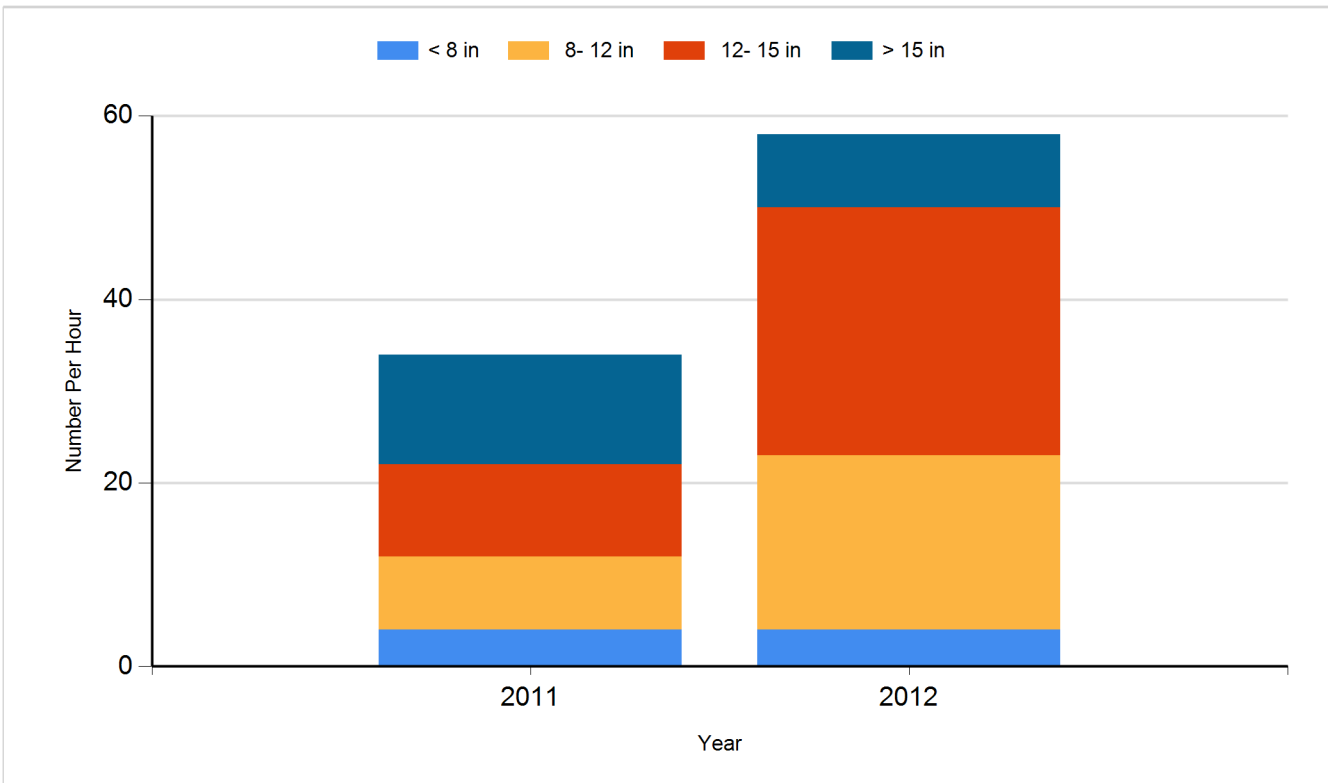
Species: Bluegill
Gear: frame net (std 3/4 in)



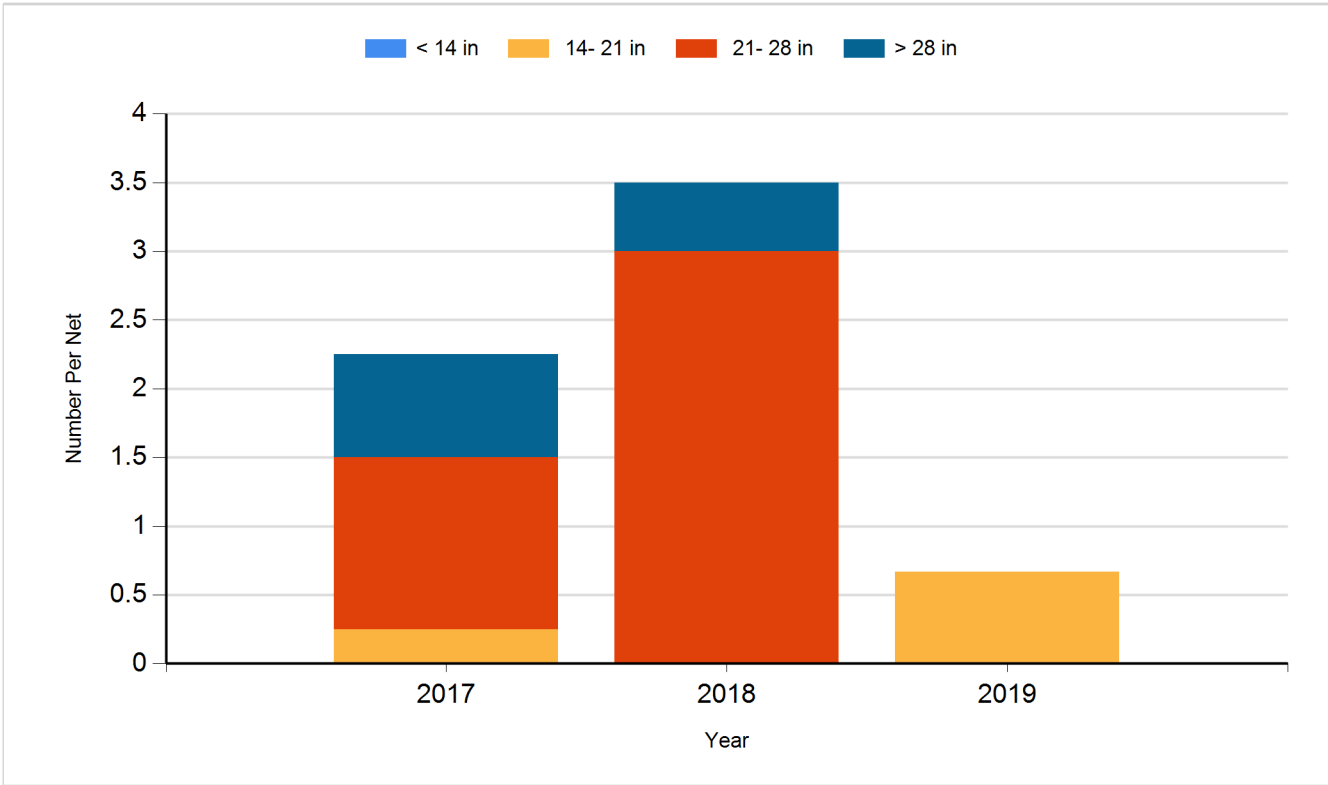
Species: Largemouth Bass
Gear: boat shocker (night)



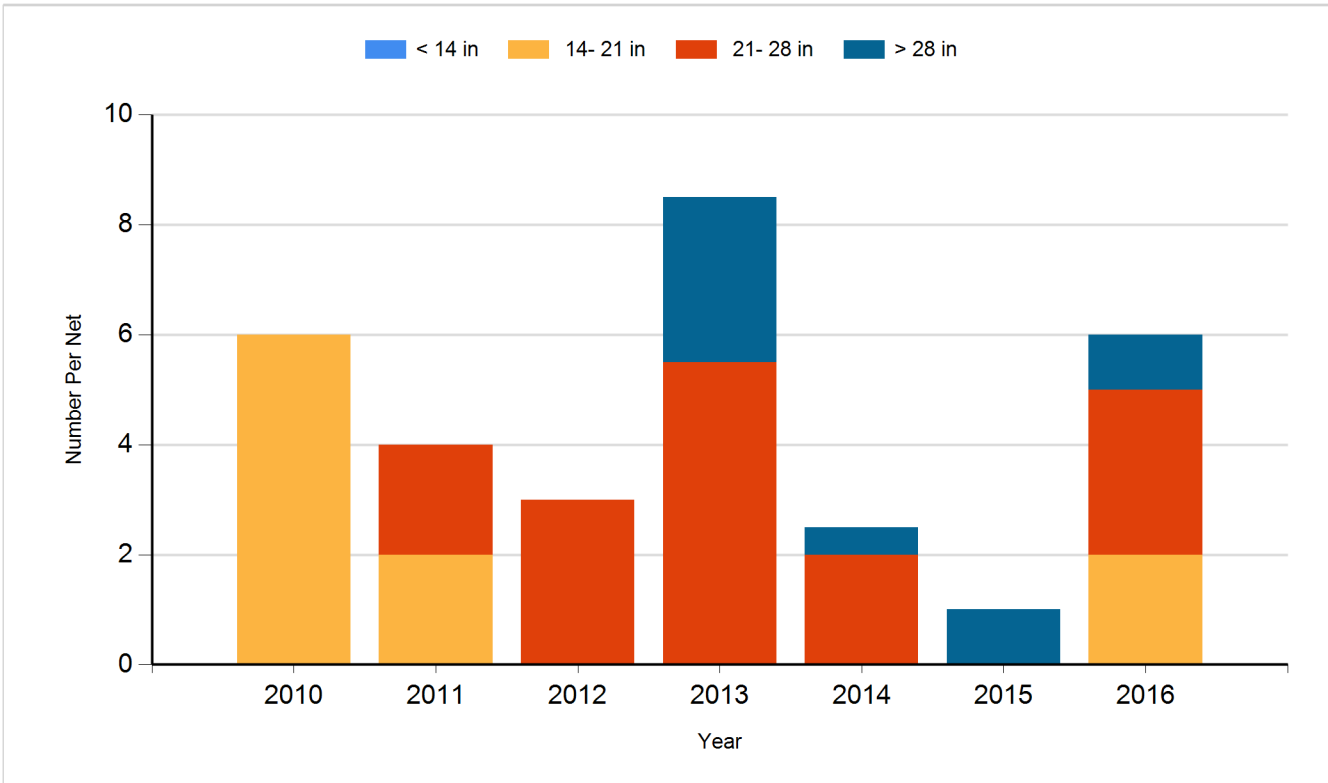
Species: Largemouth Bass
Gear: spring night EF-LMB



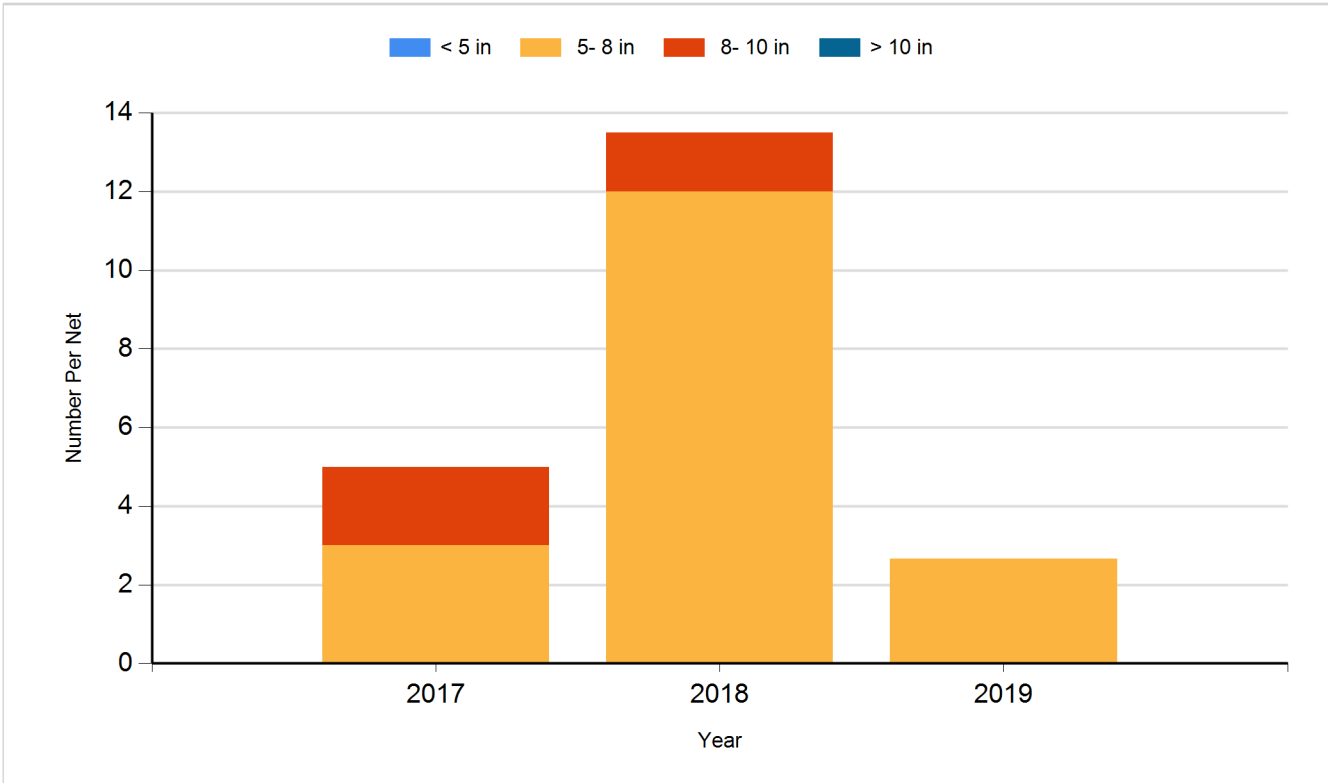
Species: Northern Pike
Gear: AFS std gill net



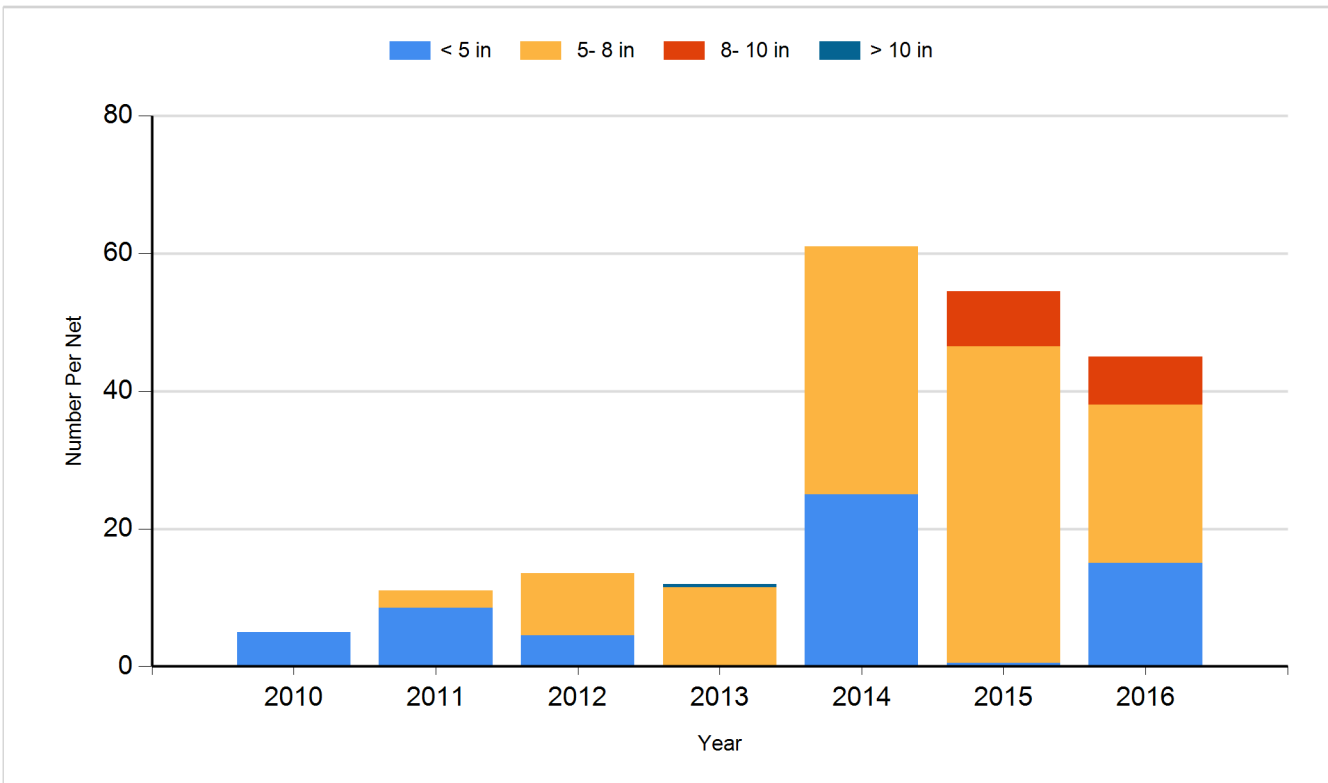
Species: Northern Pike
Gear: std exp gill net



Species: Yellow Perch
Gear: AFS std gill net



Species: Yellow Perch
Gear: std exp gill net



Fish Stocking

Number of fish stocked by year, species, and size.

Year	Species	Size	Number
2011	Yellow Perch	Adult	400
2014	Largemouth Bass	Adult	175
2014	Largemouth Bass	Juvenile	200
2015	Largemouth Bass	Adult	112
2018	Largemouth Bass	Juvenile	601