

SOUTH DAKOTA STATEWIDE FISHERIES SURVEY

Madison, Lake County

LBS-Lake-135-000

2022

Lake Information

Name: Madison
County: Lake
Legal Description: T106-R51,52-Sec. 21-23, 25-27, 29, 30-32
OHWM Elevation: 1,604
Surface Area: 2,703 Acres
Outlet Elevation: 1,603

Surveys and Investigations

Survey methods used by gear type, date, and effort.

| Gear | Date | Effort |
|------------------------|--------------|--------------|
| AFS std gill net | Jul 19, 2022 | 5 net-nights |
| AFS std gill net | Jul 20, 2022 | 4 net-nights |
| frame net (std 3/4 in) | Jul 19, 2022 | 5 net-nights |
| frame net (std 3/4 in) | Jul 20, 2022 | 5 net-nights |

Common Fish Species Present

Walleye

Black Bullhead

White Sucker

White Bass

Yellow Perch

Bluegill

Bigmouth Buffalo

Smallmouth Bass

Common Carp

Black Crappie

Terminology

Catch per unit effort (**CPUE**) refers to the relative abundance of a species. It is defined as the number of fish captured per unit of effort (i.e., number of fish captured per net-night or number of fish captured per hour electrofishing). In this report CPUE is typically given for only stock-length fish (see length categories table for stock lengths).

A statewide effort to help make netting efforts comparable to all waters sampled across the state, occurred in 2017, with a switch to American Fisheries Society gill nets. Past gill netting efforts were completed with different style/types of nets and are not comparable side by side.

- **AFS std gill net** – 80 ft experimental gill net containing eight panels (10 ft each) of varying monofilament meshes of 0.75, 1.00, 1.25, 1.50, 1.75, 2.00, 2.25 and 2.50 inches.
- **std experimental gill net for non-Missouri River waters** - 150 ft experimental gill net containing six panels (25 ft each) of varying monofilament meshes of 0.5, 0.75, 1.00, 1.25, 1.50 and 2.00 inches.
- **std experimental gill net for Missouri River reservoirs** – 300 ft experimental gill net containing six panels (50 ft each) of varying multifilament meshes of 0.5, 0.75, 1.00, 1.25, 1.50 and 2.00 inches.

$$CPUE = \frac{\text{number of fish}}{\text{effort}}$$

Population size structure is quantified using the indices proportional size distribution of quality-length fish (**PSD**) and proportional size distribution of preferred-length fish (**PSD-P**). These indices indicate the proportion of stock-length fish that are equal to or greater than a given length. Minimum lengths for stock, quality and preferred length fish are given in the length categories table.

$$PSD = \left(\frac{\text{number of fish} \geq \text{quality length}}{\text{number of fish} \geq \text{stock length}} \right) \times 100$$

$$PSD - P = \left(\frac{\text{number of fish} \geq \text{preferred length}}{\text{number of fish} \geq \text{stock length}} \right) \times 100$$

Relative weight (**Wr**) is used to quantify fish plumpness. Relative weight is the ratio of what a fish weighs (**W**) compared to a length-specific standard weight (**Ws**) multiplied by 100. Relative weight values of 95-105 are commonly cited as optimum values, but values in the 80s are common during summer sampling in South Dakota.

$$Wr = \left(\frac{W}{W_s} \right) \times 100$$

Confidence intervals (CI) are provided for many of the estimates calculated in this report. The confidence interval provides a range in which the true mean is expected to fall. For example, with an 80% CI we are 80% confident that the interval contains the true value.

Length categories include stock (S), quality (Q), preferred (P), memorable (M) and trophy (T). Length categories for most species have been defined based on a percentage of the world record length for that species. Some species mentioned in this report do not have defined length categories. Length categories for species used in this report are provided in the following table. Measurements are the minimum total length for each category and are reported in inches (in) and centimeters (cm).

| Species Name | Stock | | Quality | | Preferred | | Memorable | | Trophy | |
|-----------------|-------|------|---------|------|-----------|------|-----------|------|--------|------|
| | (in) | (cm) | (in) | (cm) | (in) | (cm) | (in) | (cm) | (in) | (cm) |
| Black Bullhead | 6 | 15 | 9 | 23 | 12 | 30 | 15 | 38 | 18 | 46 |
| Black Crappie | 5 | 13 | 8 | 20 | 10 | 25 | 12 | 30 | 15 | 38 |
| Bluegill | 3 | 8 | 6 | 15 | 8 | 20 | 10 | 25 | 12 | 30 |
| Brown Trout | 8 | 20 | 12 | 30 | 16 | 40 | 20 | 50 | 18 | 46 |
| Channel Catfish | 11 | 28 | 16 | 41 | 24 | 61 | 28 | 71 | 36 | 91 |
| Freshwater Drum | 8 | 20 | 12 | 30 | 15 | 38 | 20 | 51 | 25 | 63 |
| Lake Trout | 12 | 30 | 20 | 50 | 26 | 65 | 31 | 80 | 39 | 100 |
| Largemouth Bass | 8 | 20 | 12 | 30 | 15 | 38 | 20 | 51 | 25 | 63 |
| Muskellunge | 20 | 51 | 30 | 76 | 38 | 97 | 42 | 107 | 50 | 127 |
| Northern Pike | 14 | 35 | 21 | 53 | 28 | 71 | 34 | 86 | 44 | 112 |
| Pumpkinseed | 3 | 8 | 6 | 15 | 8 | 20 | 10 | 25 | 12 | 30 |
| Rainbow Trout | 10 | 25 | 16 | 40 | 20 | 50 | 26 | 65 | 31 | 80 |
| Rudd | 6 | 15 | 10 | 25 | 12 | 30 | 15 | 38 | 19 | 48 |
| Sauger | 8 | 20 | 12 | 30 | 15 | 38 | 20 | 51 | 25 | 63 |
| Smallmouth Bass | 7 | 18 | 11 | 28 | 14 | 35 | 17 | 43 | 20 | 51 |
| Walleye | 10 | 25 | 15 | 38 | 20 | 51 | 25 | 63 | 30 | 76 |
| White Bass | 6 | 15 | 9 | 23 | 12 | 30 | 15 | 38 | 18 | 46 |
| White Crappie | 5 | 13 | 8 | 20 | 10 | 25 | 12 | 30 | 15 | 38 |
| Yellow Bullhead | 4 | 10 | 7 | 18 | 9 | 23 | 11 | 28 | 14 | 36 |
| Yellow Perch | 5 | 13 | 8 | 20 | 10 | 25 | 12 | 30 | 15 | 38 |

Catch Summary of Stock Length Fish

Catch per unit effort (CPUE), proportional size distribution (PSD), proportional size distribution of preferred length fish (PSD-P), and relative weight (Wr) for species sampled in survey with 80% confidence interval (CI-80).

* **Methods/Species that ignore stock length**

| Gear | Species | Sample Size (n) | Abundance | | Stock Density Indices | | | Condition | | |
|------------------------|------------------|-----------------|-----------|-------|-----------------------|-------|-------|-----------|-----|-------|
| | | | CPUE | CI-80 | PSD | CI-80 | PSD-P | CI-80 | Wr | CI-80 |
| AFS std gill net | Bigmouth Buffalo | 1 | 0.1 | 0.2 | 100 | | 100 | | | |
| | Black Bullhead | 30 | 3.3 | 2.6 | 63 | 14 | 20 | 12 | | |
| | Common Carp | 7 | 0.7 | 0.3 | 100 | | 100 | | | |
| | Northern Pike | 2 | 0.2 | 0.2 | 100 | | 0 | | 77 | 7 |
| | Smallmouth Bass | 2 | 0.2 | 0.2 | 50 | | 50 | | 94 | 1 |
| | Walleye | 8 | 0.7 | 0.3 | 33 | | 0 | | 80 | 2 |
| | White Bass | 49 | 5.4 | 2.5 | 100 | | 96 | | 82 | 1 |
| | White Sucker | 73 | 8.1 | 3.2 | 100 | | 100 | | | |
| | Yellow Perch | 41 | 4.6 | 2.1 | 61 | 11 | 51 | 12 | 100 | 3 |
| frame net (std 3/4 in) | Bigmouth Buffalo | 36 | 3.6 | 3.6 | 97 | | 31 | 12 | | |
| | Black Bullhead | 300 | 30.0 | 7.7 | 94 | 2 | 46 | 4 | | |
| | Black Crappie | 12 | 1.2 | 0.7 | 100 | | 100 | | 96 | 2 |
| | Bluegill | 43 | 4.3 | 1.3 | 98 | | 77 | 10 | 116 | 3 |
| | Common Carp | 16 | 1.6 | 0.6 | 94 | | 94 | | | |
| | Green Sunfish | 1 | 0.1 | 0.1 | 100 | | 0 | | 102 | |
| | Northern Pike | 10 | 1.0 | 0.5 | 100 | | 30 | | 78 | 4 |
| | Smallmouth Bass | 33 | 3.3 | 1.1 | 76 | 12 | 48 | 13 | 85 | 2 |
| | Walleye | 4 | 0.4 | 0.3 | 50 | | 0 | | 80 | 3 |
| | White Bass | 118 | 11.8 | 5.4 | 100 | | 97 | | 83 | 1 |
| White Sucker | 161 | 16.1 | 9.8 | 100 | | 100 | | | | |

10-Year Catch Per Unit Effort by Gear and Species

Catch per unit effort (CPUE) and average (Avg) of species across 10 years using different gear types.

* Methods/Species that ignore stock length

| Gear | Species | CPUE | | | | | | | | | | Avg | |
|------------------------|------------------|-------|-------|------|------|------|------|------|------|------|------|------|-------|
| | | 2013 | 2014 | 2015 | 2016 | 2017 | 2018 | 2019 | 2020 | 2021 | 2022 | | |
| AFS std frame net | Bigmouth Buffalo | | | | | 1.2 | | | | | | | 1.20 |
| | Black Bullhead | | | | | 2.9 | | | | | | | 2.90 |
| | Black Crappie | | | | | 1.4 | | | | | | | 1.40 |
| | Bluegill | | | | | 0.5 | | | | | | | 0.50 |
| | Common Carp | | | | | 3.1 | | | | | | | 3.10 |
| | Northern Pike | | | | | 0.4 | | | | | | | 0.40 |
| | Smallmouth Bass | | | | | 1.9 | | | | | | | 1.90 |
| | Sunfish Hybrid | | | | | 0.6 | | | | | | | 0.60 |
| | Walleye | | | | | 0.9 | | | | | | | 0.90 |
| | White Bass | | | | | 1.5 | | | | | | | 1.50 |
| White Sucker | | | | | 0.7 | | | | | | | 0.70 | |
| AFS std gill net | Bigmouth Buffalo | | | | | 1.1 | 0.7 | 1.1 | 1.6 | 1.0 | 0.1 | | 0.93 |
| | Black Bullhead | | | | | 4.9 | 3.7 | 1.7 | 5.0 | 4.1 | 3.3 | | 3.78 |
| | Black Crappie | | | | | 0.0 | 0.2 | 0.0 | 0.0 | 0.0 | 0.0 | | 0.03 |
| | Bluegill | | | | | 0.3 | 0.1 | 0.0 | 0.0 | 0.0 | 0.0 | | 0.07 |
| | Common Carp | | | | | 3.6 | 2.0 | 1.6 | 0.9 | 0.7 | 0.7 | | 1.58 |
| | Northern Pike | | | | | 0.0 | 0.1 | 0.0 | 0.1 | 0.5 | 0.2 | | 0.15 |
| | Smallmouth Bass | | | | | 0.3 | 0.5 | 0.0 | 0.2 | 0.0 | 0.2 | | 0.20 |
| | Walleye | | | | | 3.3 | 2.7 | 2.9 | 2.2 | 1.0 | 0.7 | | 2.13 |
| | White Bass | | | | | 6.6 | 9.8 | 9.5 | 4.4 | 3.2 | 5.4 | | 6.48 |
| | White Sucker | | | | | 8.5 | 3.7 | 2.2 | 4.2 | 8.8 | 8.1 | | 5.92 |
| Yellow Perch | | | | | 9.4 | 11.4 | 8.2 | 11.8 | 6.0 | 4.6 | | 8.57 | |
| fall night EF-WAE* | Walleye | 113.5 | 31.0 | 10.0 | | | | | | | | | 51.50 |
| | Yellow Perch | 0.0 | 0.0 | 0.0 | | | | | | | | | 0.00 |
| frame net (std 3/4 in) | Bigmouth Buffalo | 3.6 | 8.0 | 9.3 | 9.1 | | 6.2 | 1.8 | 3.3 | 22.5 | 3.6 | | 7.49 |
| | Black Bullhead | 24.0 | 301.9 | 61.0 | 21.5 | | 14.0 | 4.8 | 29.9 | 8.5 | 30.0 | | 55.07 |
| | Black Crappie | 0.1 | 2.1 | 1.7 | 3.6 | | 4.1 | 0.6 | 1.3 | 2.1 | 1.2 | | 1.87 |
| | Bluegill | 0.7 | 8.6 | 1.7 | 3.8 | | 2.7 | 2.3 | 3.7 | 6.0 | 4.3 | | 3.76 |
| | Channel Catfish | 0.0 | 0.0 | 0.0 | 0.0 | | 0.0 | 0.0 | 0.0 | 0.0 | 0.0 | | 0.00 |
| | Common Carp | 6.3 | 16.6 | 14.2 | 7.6 | | 12.6 | 6.1 | 7.7 | 3.5 | 1.6 | | 8.47 |
| | Green Sunfish | 0.2 | 0.4 | 0.2 | 0.1 | | 0.0 | 0.7 | 0.1 | 0.0 | 0.1 | | 0.20 |
| | Northern Pike | 0.4 | 0.2 | 0.3 | 0.1 | | 0.4 | 0.3 | 1.0 | 1.6 | 1.0 | | 0.59 |
| | Smallmouth Bass | 0.1 | 3.5 | 0.9 | 2.4 | | 5.3 | 6.3 | 4.2 | 4.3 | 3.3 | | 3.37 |
| | Sunfish Hybrid | 0.8 | 0.8 | 0.2 | 0.0 | | 0.5 | 0.0 | 0.1 | 0.6 | 0.0 | | 0.33 |

| | | CPUE | | | | | | | | | | |
|---------------------------|------------------|------|------|------|------|------|------|------|------|------|------|-------|
| Gear | Species | 2013 | 2014 | 2015 | 2016 | 2017 | 2018 | 2019 | 2020 | 2021 | 2022 | Avg |
| frame net (std 3/4 in) | Walleye | 0.2 | 0.2 | 0.7 | 1.7 | | 0.8 | 0.3 | 0.6 | 3.0 | 0.4 | 0.88 |
| | White Bass | 0.2 | 0.0 | 0.5 | 4.8 | | 0.8 | 2.2 | 4.2 | 14.9 | 11.8 | 4.38 |
| | White Sucker | 2.2 | 0.8 | 3.4 | 2.5 | | 0.4 | 0.0 | 6.6 | 2.6 | 16.1 | 3.84 |
| | Yellow Perch | 0.6 | 2.2 | 0.4 | 0.8 | | 1.9 | 0.4 | 1.6 | 0.5 | 0.0 | 0.93 |
| std exp gill net | Bigmouth Buffalo | 0.0 | 0.8 | 0.8 | 0.0 | | | | | | | 0.40 |
| | Black Bullhead | 15.8 | 63.4 | 91.0 | 7.8 | | | | | | | 44.50 |
| | Black Crappie | 0.0 | 0.2 | 0.3 | 0.0 | | | | | | | 0.13 |
| | Bluegill | 0.0 | 0.0 | 0.5 | 0.0 | | | | | | | 0.13 |
| | Channel Catfish | 0.0 | 0.2 | 0.3 | 0.2 | | | | | | | 0.18 |
| | Common Carp | 0.0 | 1.4 | 3.5 | 2.2 | | | | | | | 1.78 |
| | Green Sunfish | 0.0 | 0.0 | 0.0 | 0.0 | | | | | | | 0.00 |
| | Northern Pike | 0.0 | 0.2 | 0.0 | 0.2 | | | | | | | 0.10 |
| | Smallmouth Bass | 0.0 | 0.6 | 0.0 | 0.0 | | | | | | | 0.15 |
| | Spottail Shiner | 0.0 | 0.0 | 0.0 | 0.0 | | | | | | | 0.00 |
| | Walleye | 9.6 | 7.0 | 7.3 | 17.8 | | | | | | | 10.43 |
| | White Bass | 1.2 | 0.8 | 0.8 | 0.8 | | | | | | | 0.90 |
| | White Sucker | 11.6 | 20.0 | 11.0 | 13.6 | | | | | | | 14.05 |
| | Yellow Bullhead | 0.0 | 0.0 | 0.0 | 0.0 | | | | | | | 0.00 |
| | Yellow Perch | 6.0 | 24.2 | 8.3 | 15.6 | | | | | | | 13.53 |

10-Year Size Structure and Condition Statistics by Gear and Species

Species proportional size distribution (PSD), proportional size distribution of preferred length fish (PSD-P), and relative weight (Wr) collected by different gear types across 10 years.

| Gear | Species | Index | Year | | | | | | | | | | | | | | | | | | | | |
|-------------------|------------------|------------------|------|------|------|------|------|------|------|------|------|------|-----|--|--|--|--|--|--|--|--|--|--|
| | | | 2013 | 2014 | 2015 | 2016 | 2017 | 2018 | 2019 | 2020 | 2021 | 2022 | | | | | | | | | | | |
| AFS std frame net | Bigmouth Buffalo | PSD | | | | | 83 | | | | | | | | | | | | | | | | |
| | | PSD-P | | | | | 8 | | | | | | | | | | | | | | | | |
| | Black Bullhead | PSD | | | | | 100 | | | | | | | | | | | | | | | | |
| | | PSD-P | | | | | 79 | | | | | | | | | | | | | | | | |
| | Black Crappie | PSD | | | | | 43 | | | | | | | | | | | | | | | | |
| | | PSD-P | | | | | 36 | | | | | | | | | | | | | | | | |
| | Bluegill | Wr | | | | | 111 | | | | | | | | | | | | | | | | |
| | | PSD | | | | | 80 | | | | | | | | | | | | | | | | |
| | | PSD-P | | | | | 20 | | | | | | | | | | | | | | | | |
| | Common Carp | Wr | | | | | 144 | | | | | | | | | | | | | | | | |
| | | PSD | | | | | 100 | | | | | | | | | | | | | | | | |
| | | PSD-P | | | | | 32 | | | | | | | | | | | | | | | | |
| | Smallmouth Bass | PSD | | | | | 53 | | | | | | | | | | | | | | | | |
| | | PSD-P | | | | | 16 | | | | | | | | | | | | | | | | |
| | | Wr | | | | | 89 | | | | | | | | | | | | | | | | |
| | Walleye | PSD | | | | | 44 | | | | | | | | | | | | | | | | |
| | | PSD-P | | | | | 0 | | | | | | | | | | | | | | | | |
| | | Wr | | | | | 76 | | | | | | | | | | | | | | | | |
| | White Bass | PSD | | | | | 87 | | | | | | | | | | | | | | | | |
| | | PSD-P | | | | | 73 | | | | | | | | | | | | | | | | |
| | | Wr | | | | | 85 | | | | | | | | | | | | | | | | |
| | White Sucker | PSD | | | | | 100 | | | | | | | | | | | | | | | | |
| | | PSD-P | | | | | 100 | | | | | | | | | | | | | | | | |
| | AFS std gill net | Bigmouth Buffalo | PSD | | | | | 27 | 57 | 0 | 19 | 40 | 100 | | | | | | | | | | |
| PSD-P | | | | | | | 0 | 14 | 0 | 6 | 0 | 100 | | | | | | | | | | | |
| Black Bullhead | | PSD | | | | | 98 | 100 | 76 | 86 | 80 | 63 | | | | | | | | | | | |
| | | PSD-P | | | | | 80 | 95 | 59 | 18 | 27 | 20 | | | | | | | | | | | |
| Black Crappie | | PSD | | | | | | | 50 | | | | | | | | | | | | | | |
| | | PSD-P | | | | | | | 0 | | | | | | | | | | | | | | |
| | | Wr | | | | | | | 102 | | | | | | | | | | | | | | |
| Bluegill | | PSD | | | | | 100 | 100 | | | | | | | | | | | | | | | |
| | | PSD-P | | | | | 33 | 100 | | | | | | | | | | | | | | | |
| | | Wr | | | | | 119 | 118 | | | | | | | | | | | | | | | |

| Gear | Species | Index | Year | | | | | | | | | |
|------------------------|------------------|-------|------|------|------|------|------|------|------|------|------|------|
| | | | 2013 | 2014 | 2015 | 2016 | 2017 | 2018 | 2019 | 2020 | 2021 | 2022 |
| AFS std gill net | Common Carp | PSD | | | | | 100 | 100 | 94 | 78 | 100 | 100 |
| | | PSD-P | | | | | 22 | 90 | 88 | 56 | 43 | 100 |
| | Smallmouth Bass | PSD | | | | | 0 | 20 | | 100 | | 50 |
| | | PSD-P | | | | | 0 | 20 | | 0 | | 50 |
| | | Wr | | | | | 94 | 90 | | 79 | | 94 |
| | Walleye | PSD | | | | | 52 | 30 | 21 | 41 | 20 | 33 |
| | | PSD-P | | | | | 9 | 19 | 3 | 9 | 10 | 0 |
| | | Wr | | | | | 80 | 83 | 85 | 84 | 78 | 80 |
| | White Bass | PSD | | | | | 86 | 100 | 92 | 89 | 100 | 100 |
| | | PSD-P | | | | | 35 | 97 | 80 | 73 | 72 | 96 |
| | | Wr | | | | | 93 | 87 | 87 | 90 | 85 | 82 |
| | White Sucker | PSD | | | | | 98 | 78 | 95 | 98 | 100 | 100 |
| | | PSD-P | | | | | 94 | 78 | 91 | 79 | 91 | 100 |
| | Yellow Perch | PSD | | | | | 44 | 75 | 40 | 78 | 90 | 61 |
| | | PSD-P | | | | | 26 | 48 | 33 | 25 | 57 | 51 |
| Wr | | | | | | 105 | 107 | 109 | 111 | 111 | 100 | |
| frame net (std 3/4 in) | Bigmouth Buffalo | PSD | 31 | 66 | 13 | 84 | | 90 | 83 | 48 | 90 | 97 |
| | | PSD-P | 3 | 10 | 3 | 8 | | 18 | 33 | 15 | 21 | 31 |
| | | Wr | 104 | | | | | | | | | |
| | Black Bullhead | PSD | 99 | 25 | 90 | 97 | | 97 | 98 | 95 | 96 | 94 |
| | | PSD-P | 31 | 16 | 16 | 30 | | 91 | 88 | 43 | 34 | 46 |
| | | Wr | 103 | | | | | | | | | |
| | Black Crappie | PSD | 100 | 14 | 100 | 100 | | 100 | 100 | 92 | 95 | 100 |
| | | PSD-P | 100 | 14 | 12 | 86 | | 56 | 83 | 92 | 38 | 100 |
| | | Wr | 105 | 107 | 107 | 106 | | 100 | 101 | 100 | 104 | 96 |
| | Bluegill | PSD | 83 | 6 | 100 | 97 | | 100 | 100 | 97 | 98 | 98 |
| | | PSD-P | 83 | 2 | 6 | 97 | | 48 | 78 | 30 | 62 | 77 |
| | | Wr | 110 | 125 | 118 | 115 | | 111 | 118 | 121 | 121 | 116 |
| | Common Carp | PSD | 100 | 8 | 85 | 87 | | 99 | 98 | 92 | 97 | 94 |
| | | PSD-P | 72 | 7 | 4 | 37 | | 84 | 90 | 26 | 17 | 94 |
| | | Wr | 100 | | | | | | | | | |
| | Smallmouth Bass | PSD | 100 | 0 | 0 | 38 | | 32 | 57 | 60 | 67 | 76 |
| | | PSD-P | 100 | 0 | 0 | 0 | | 8 | 13 | 7 | 21 | 48 |
| | | Wr | 102 | 100 | 97 | 97 | | 88 | 90 | 89 | 90 | 85 |
| | Walleye | PSD | 0 | 50 | 29 | 0 | | 50 | 33 | 17 | 0 | 50 |
| | | PSD-P | 0 | 0 | 14 | 0 | | 13 | 0 | 0 | 0 | 0 |
| | | Wr | 97 | 83 | 79 | 81 | | 84 | 80 | 82 | 84 | 80 |

| Gear | Species | Index | Year | | | | | | | | | |
|---------------------------|------------------|-------|------|------|------|------|------|------|------|------|------|------|
| | | | 2013 | 2014 | 2015 | 2016 | 2017 | 2018 | 2019 | 2020 | 2021 | 2022 |
| frame net (std 3/4 in) | White Bass | PSD | 100 | | 60 | 98 | | 100 | 100 | 93 | 100 | 100 |
| | | PSD-P | 100 | | 20 | 38 | | 100 | 73 | 88 | 74 | 97 |
| | | Wr | 100 | | 92 | 92 | | 84 | 89 | 85 | 85 | 83 |
| | White Sucker | PSD | 100 | 50 | 100 | 100 | | 100 | 0 | 100 | 100 | 100 |
| | | PSD-P | 95 | 50 | 91 | 100 | | 100 | 0 | 92 | 100 | 100 |
| | | Wr | 103 | | | | | | | | | |
| | Yellow Perch | PSD | 0 | 9 | 100 | 13 | | 63 | 50 | 94 | 100 | |
| | | PSD-P | 0 | 0 | 75 | 13 | | 32 | 25 | 31 | 40 | |
| | | Wr | 123 | 93 | 98 | 97 | | 108 | 106 | 96 | 104 | |
| std exp gill net | Bigmouth Buffalo | PSD | | 0 | 0 | | | | | | | |
| | | PSD-P | | 0 | 0 | | | | | | | |
| | Black Bullhead | PSD | 91 | 22 | 88 | 97 | | | | | | |
| | | PSD-P | 29 | 11 | 1 | 8 | | | | | | |
| | | Wr | 107 | | | | | | | | | |
| | Black Crappie | PSD | | 0 | 100 | | | | | | | |
| | | PSD-P | | 0 | 0 | | | | | | | |
| | | Wr | | 116 | 117 | | | | | | | |
| | Bluegill | PSD | | | 100 | | | | | | | |
| | | PSD-P | | | 100 | | | | | | | |
| | | Wr | | | 110 | | | | | | | |
| | Common Carp | PSD | 0 | 0 | 100 | 91 | | | | | | |
| | | PSD-P | 0 | 0 | 14 | 73 | | | | | | |
| | | Wr | | 58 | | | | | | | | |
| | Smallmouth Bass | PSD | | 33 | | | | | | | | |
| | | PSD-P | | 33 | | | | | | | | |
| | | Wr | | 99 | | | | | | | | |
| | Walleye | PSD | 48 | 89 | 0 | 1 | | | | | | |
| | | PSD-P | 0 | 11 | 0 | 0 | | | | | | |
| | | Wr | 100 | 85 | 86 | 86 | | | | | | |
| | White Bass | PSD | 100 | 100 | 0 | 100 | | | | | | |
| PSD-P | | 50 | 100 | 0 | 25 | | | | | | | |
| Wr | | 106 | 91 | 98 | 97 | | | | | | | |
| White Sucker | PSD | 93 | 38 | 98 | 94 | | | | | | | |
| | PSD-P | 90 | 26 | 64 | 91 | | | | | | | |
| | Wr | 113 | | | | | | | | | | |
| Yellow Perch | PSD | 17 | 3 | 82 | 37 | | | | | | | |
| | PSD-P | 3 | 2 | 24 | 36 | | | | | | | |

| | | | Year | | | | | | | | | |
|------------------|--------------|-------|------|------|------|------|------|------|------|------|------|------|
| Gear | Species | Index | 2013 | 2014 | 2015 | 2016 | 2017 | 2018 | 2019 | 2020 | 2021 | 2022 |
| std exp gill net | Yellow Perch | Wr | 112 | 106 | 110 | 108 | | | | | | |

Length at Capture

Mean length at capture by age across years sampled, sample size (N).

Species: Walleye

| Mean Length (expanded sample number) at capture by age | | | | | | | | | | | |
|--|-----|-------------|-------------|-------------|-------------|------------|------------|------------|------------|---|------------|
| Year | N | 1 | 2 | 3 | 4 | 5 | 6 | 7 | 8 | 9 | 10+ |
| 2022 | 8 | 248 (3) | | 358 (3) | 412 (1) | 460 (1) | | | | | |
| 2021 | 10 | | 294 (4) | 364 (1) | 363 (4) | | | | | | 535 (1) |
| 2019 | 30 | 224 (1) | 304 (19) | 369 (5) | | 425 (3) | 541 (2) | | | | |
| 2018 | 44 | 243 (27) | 328 (6) | 343 (1) | 388 (4) | 383 (1) | | 564 (1) | | | 651 (4) |
| 2017 | 34 | 254 (4) | 255 (2) | 373 (10) | 397 (15) | | | | 669 (1) | | 645 (2) |
| 2016 | 90 | 238 (1) | 284 (56) | 314 (32) | 425 (1) | | | | | | |
| 2015 | 101 | 196 (48) | 254 (53) | | | | | | | | |
| 2014 | 68 | 206 (37) | 415 (1) | 436 (8) | 462 (19) | 496 (1) | 558 (2) | | | | |
| 2013 | 48 | | 334 (7) | 386 (41) | | | | | | | |

Species: Yellow Perch

| Mean Length (expanded sample number) at capture by age | | | | | | | | | | | |
|--|-----|--------------|-------------|-------------|-------------|------------|------------|---|------------|---|-----|
| Year | N | 1 | 2 | 3 | 4 | 5 | 6 | 7 | 8 | 9 | 10+ |
| 2021 | 59 | 139 (4) | 214 (7) | 253 (37) | 278 (3) | 303 (6) | 327 (1) | | 327 (1) | | |
| 2017 | 94 | 171 (53) | 247 (28) | 275 (1) | 281 (12) | | | | | | |
| 2015 | 33 | 166 (6) | 240 (27) | | | | | | | | |
| 2014 | 121 | 173 (119) | 251 (1) | | 318 (1) | | | | | | |
| 2013 | 30 | 165 (25) | 233 (3) | 256 (2) | | | | | | | |

Fish Condition

Mean relative weight (Wr) by sample size (N), length category stock to quality (S-Q), quality to preferred (Q-P), preferred to memorable (P-M), and memorable (M) for species collected across survey years with standard error (SE).

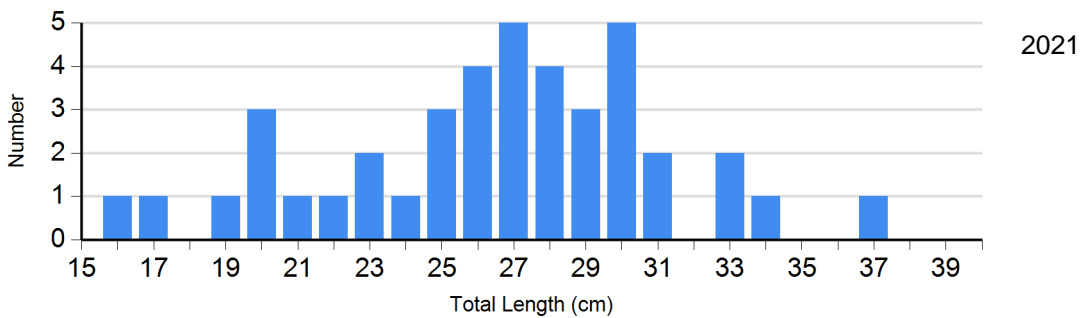
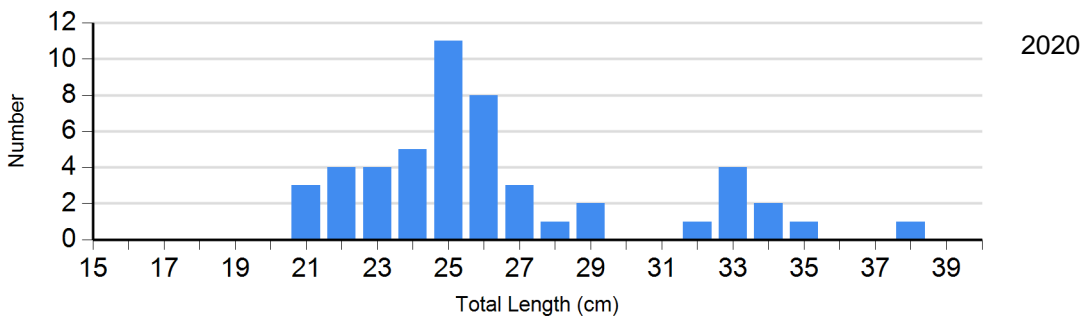
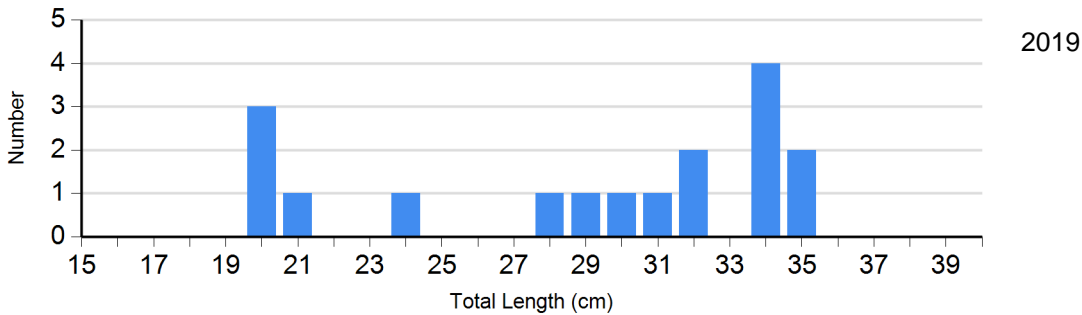
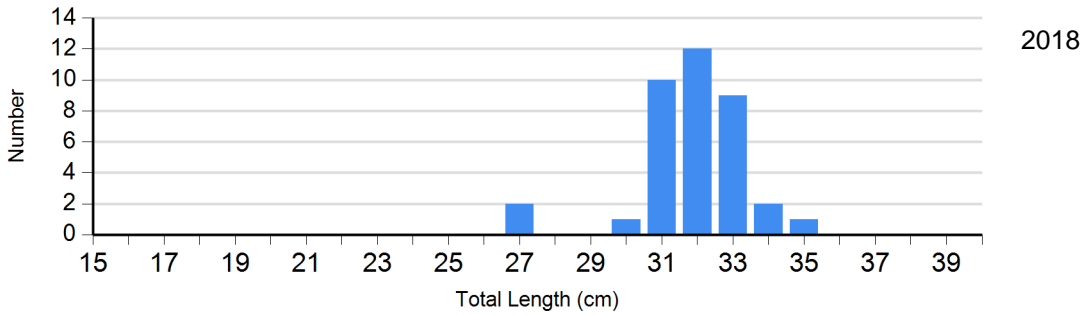
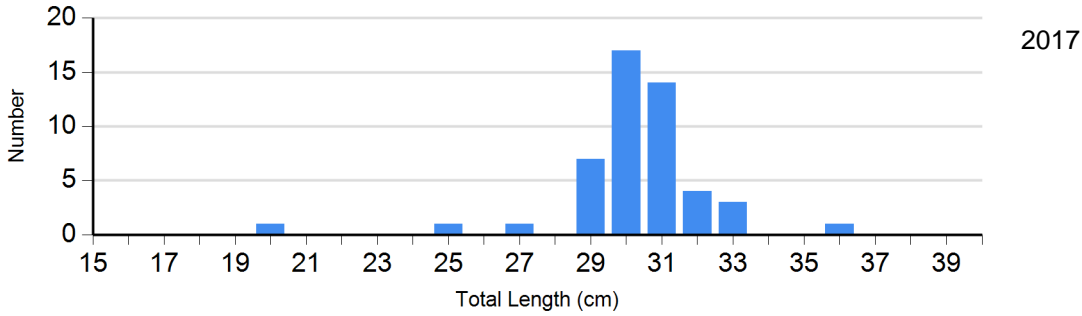
| Species | Year | Length Groups | | | | | | | |
|----------------------------|------|---------------|--------------|-----|--------------|-----|--------------|---|--------------|
| | | S-Q | | Q-P | | P-M | | M | |
| | | N | Wr (SE) | N | Wr (SE) | N | Wr (SE) | N | Wr (SE) |
| Black Crappie Frame Net | 2018 | 0 | | 18 | 105 (1.5) | 14 | 97 (1.1) | 9 | 94 (2.5) |
| | 2019 | 0 | | 1 | 96 | 5 | 102 (3.7) | 0 | |
| | 2020 | 1 | 139 | 0 | | 12 | 97 (1.1) | 0 | |
| | 2021 | 1 | 116 | 12 | 111 (2.8) | 5 | 98 (2.3) | 3 | 85 (2.0) |
| | 2022 | 0 | | 0 | | 10 | 96 (1.9) | 2 | 93 (1.1) |
| Bluegill Frame Net | 2018 | 0 | | 14 | 116 (3.0) | 10 | 104 (3.1) | 3 | 106 (4.7) |
| | 2019 | 0 | | 5 | 132 (7.0) | 17 | 115 (2.0) | 1 | 104 |
| | 2020 | 1 | | 25 | 126 (1.6) | 9 | 113 (2.8) | 2 | 105 (6.3) |
| | 2021 | 1 | | 22 | 126 (1.4) | 31 | 118 (1.7) | 6 | 116 (3.6) |
| | 2022 | 1 | 111 | 9 | 127 (3.9) | 32 | 115 (1.9) | 1 | 67 |
| Walleye Gill Net | 2018 | 19 | 84 (1.4) | 3 | 71 (0.4) | 2 | 79 (2.9) | 3 | 86 (3.4) |
| | 2019 | 23 | 82 (0.9) | 5 | 95 (6.6) | 1 | 90 | 0 | |
| | 2020 | 13 | 80 (2.2) | 7 | 88 (3.1) | 1 | 85 | 1 | 111 |
| | 2021 | 8 | 82 (2.2) | 1 | 83 | 1 | 45 | 0 | |
| | 2022 | 4 | 79 (1.8) | 2 | 83 (3.0) | 0 | | 0 | |
| White Bass Gill Net | 2018 | 0 | | 3 | 93 (1.3) | 94 | 87 (0.4) | 1 | |
| | 2019 | 8 | 96 | 11 | 95 (3.2) | 75 | 87 (0.7) | 1 | 85 |
| | 2020 | 5 | 98 (6.2) | 7 | 97 (4.2) | 31 | 87 (0.9) | 1 | 74 |
| | 2021 | 0 | | 9 | 86 (1.5) | 22 | 84 (1.3) | 1 | 87 |
| | 2022 | 0 | | 2 | 87 (0.5) | 45 | 82 (1.0) | 2 | 76 (13.4) |
| Yellow Perch Gill Net | 2018 | 28 | 107 (1.9) | 31 | 109 (1.2) | 49 | 108 (1.0) | 6 | 95 (3.1) |
| | 2019 | 49 | 107 (2.6) | 6 | 118 (4.1) | 19 | 112 (1.5) | 8 | 100 (3.9) |

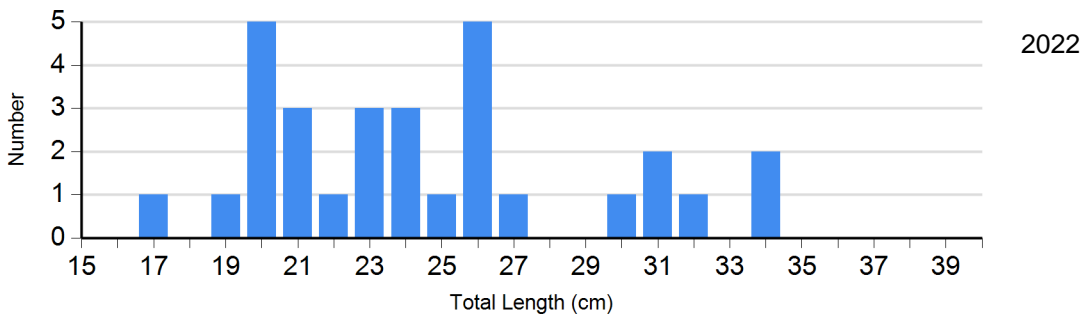
| Species | Year | Length Groups | | | | | | | |
|--------------------------|------|---------------|--------------|-----|--------------|-----|--------------|----|--------------|
| | | S-Q | | Q-P | | P-M | | M | |
| | | N | Wr (SE) | N | Wr (SE) | N | Wr (SE) | N | Wr (SE) |
| Yellow Perch Gill Net | 2020 | 26 | 110 (2.9) | 63 | 110 (1.1) | 20 | 114 (1.7) | 9 | 108 (1.1) |
| | 2021 | 6 | 116 (4.8) | 20 | 110 (2.7) | 27 | 111 (1.1) | 7 | 107 (3.8) |
| | 2022 | 16 | 101 (1.6) | 4 | 109 (8.8) | 9 | 105 (2.3) | 12 | 92 (5.3) |

Length Frequency Distribution

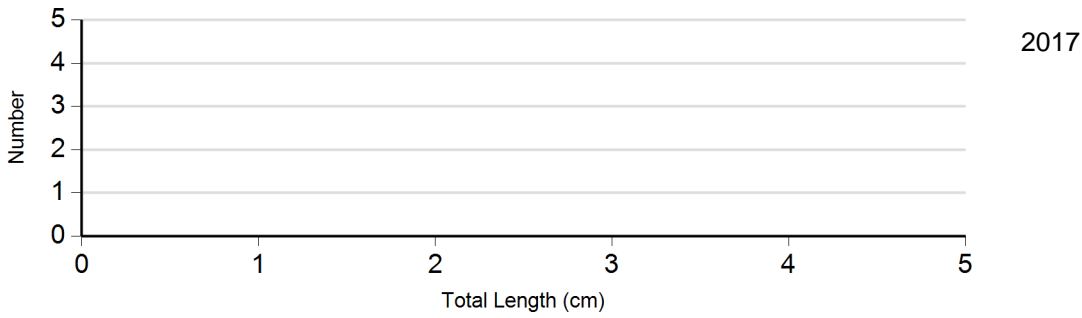
Length frequency histogram of species sampled by year.

Species: Black Bullhead
Gear: AFS std gill net

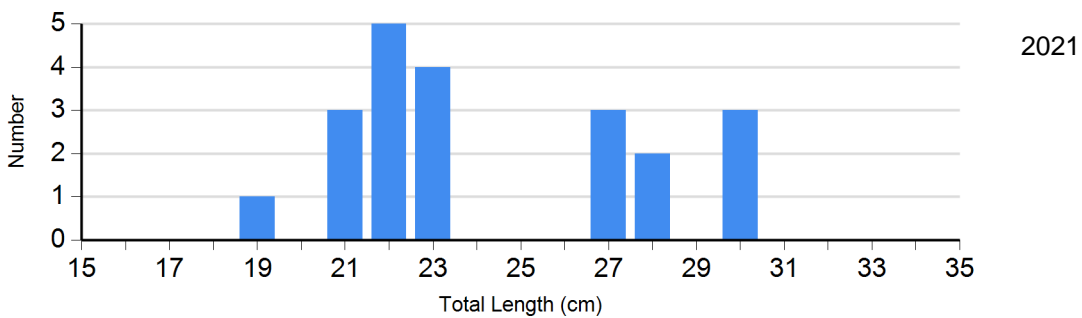
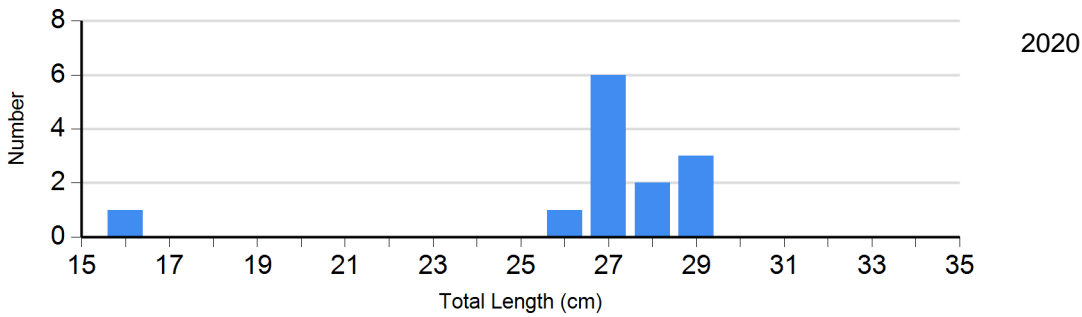
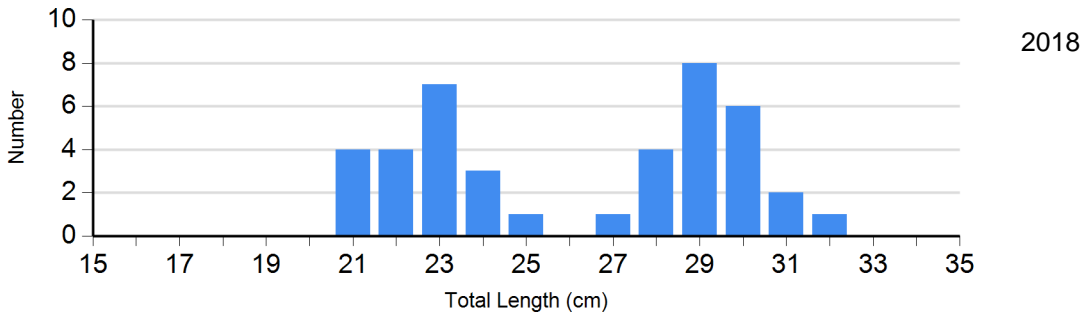


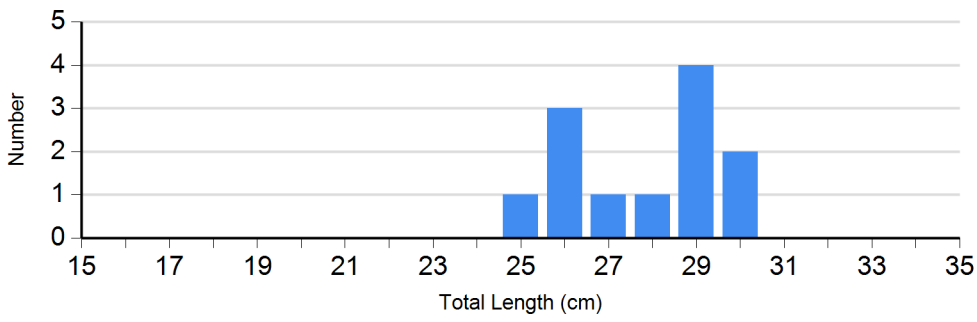


Species: Black Crappie
Gear: AFS std frame net

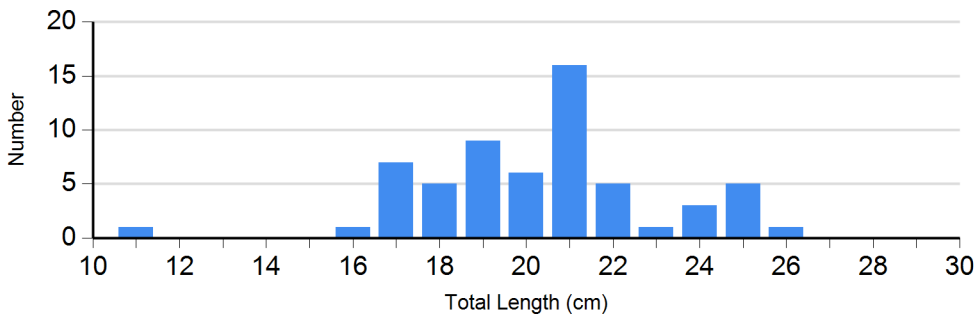
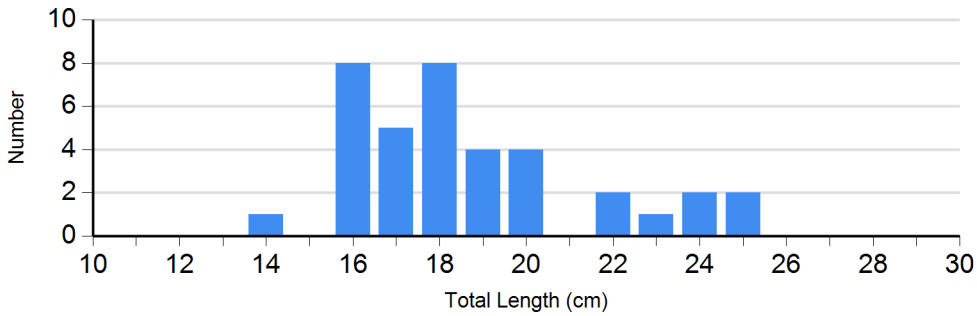
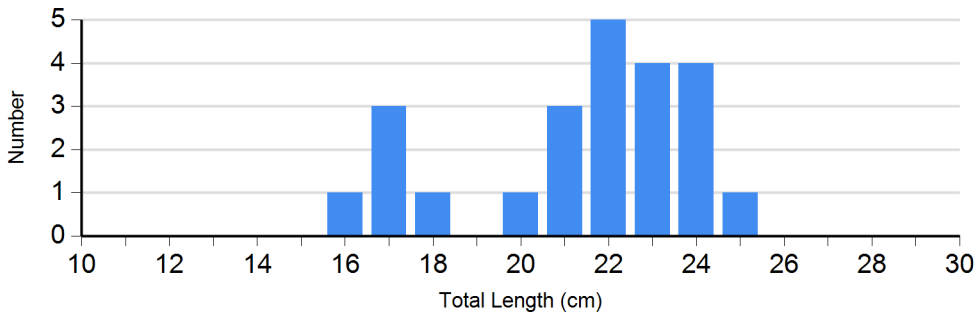
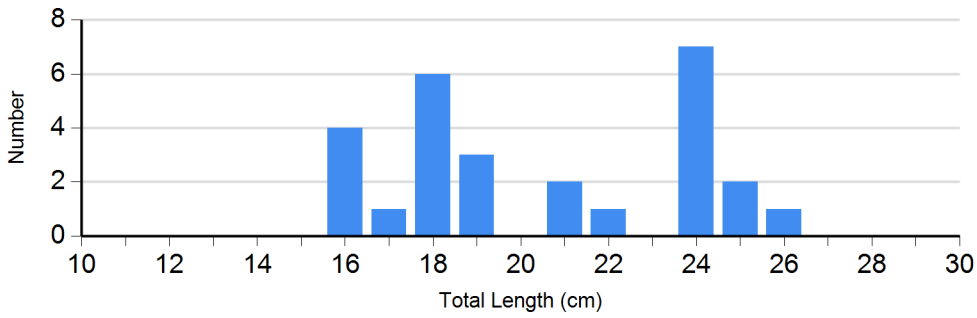


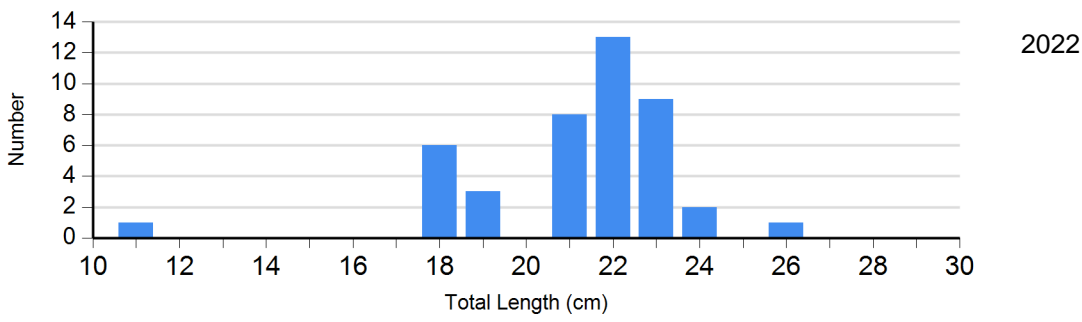
Species: Black Crappie
Gear: frame net (std 3/4 in)



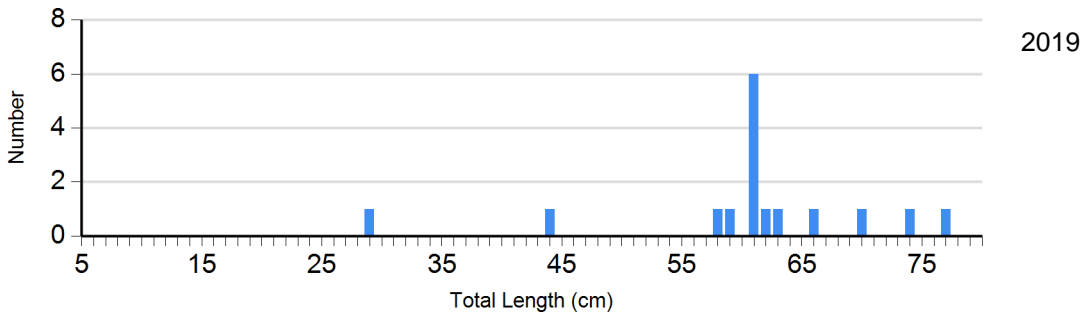
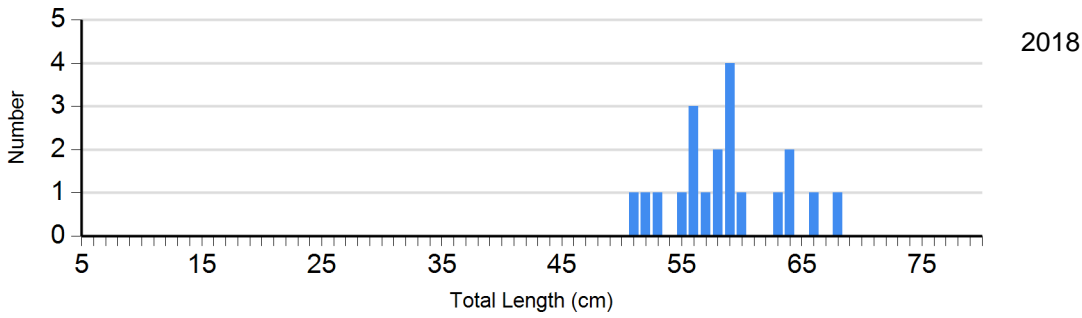
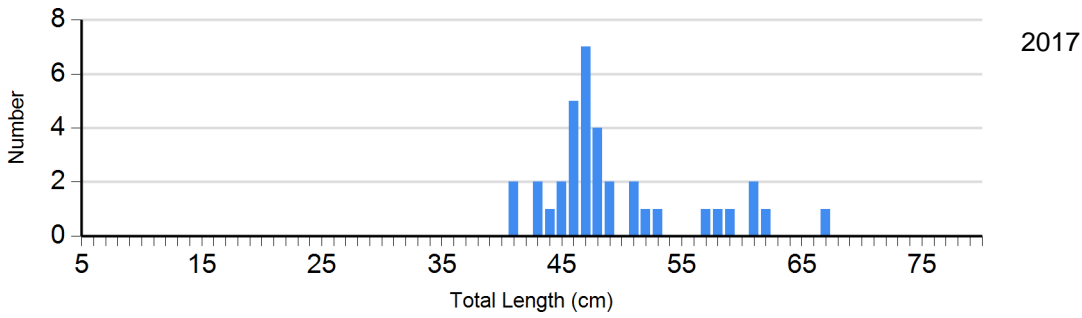


Species: Bluegill
 Gear: frame net (std 3/4 in)

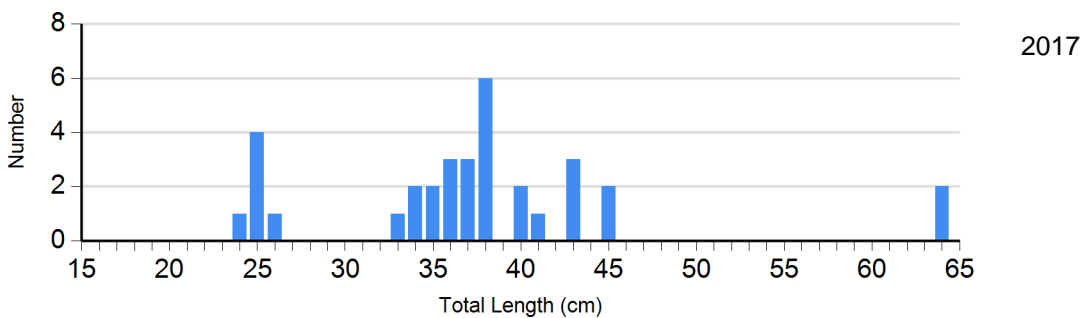


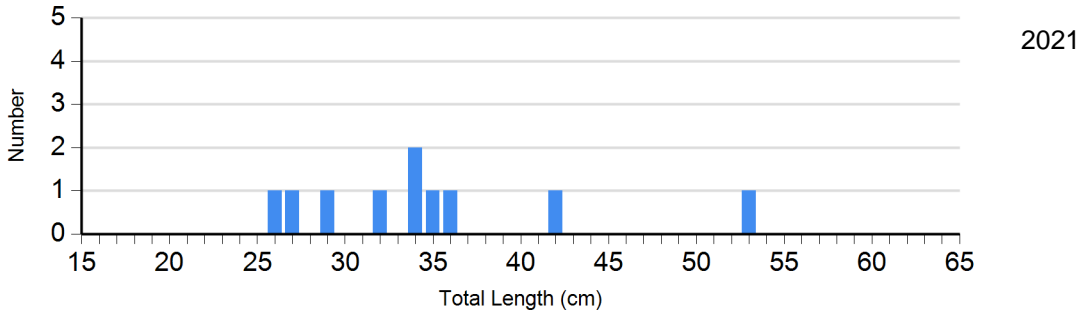
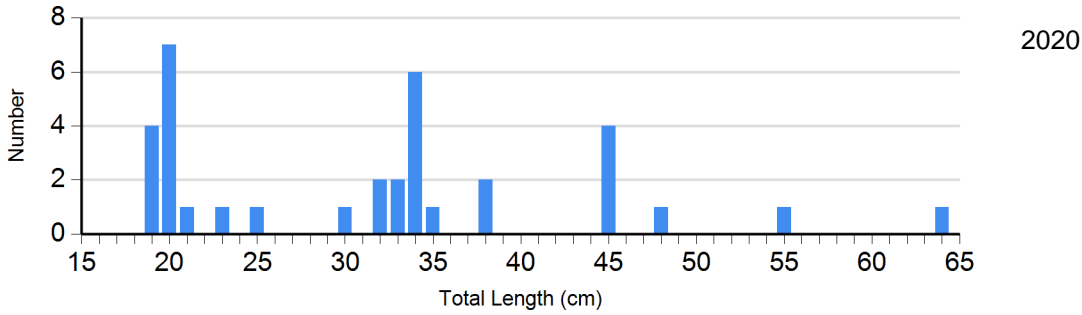
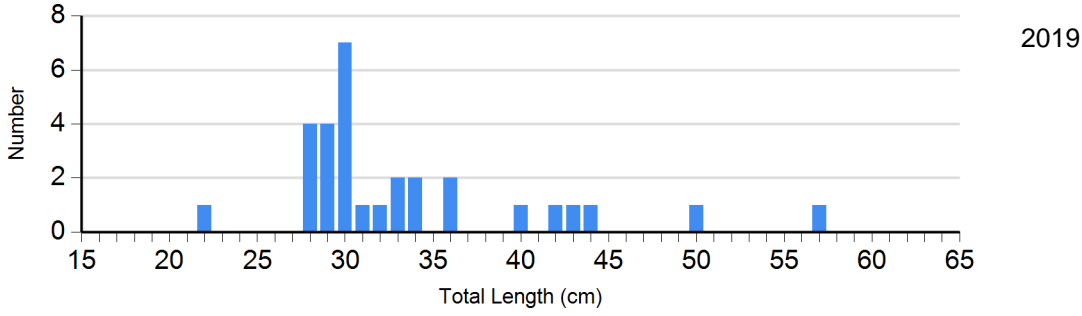
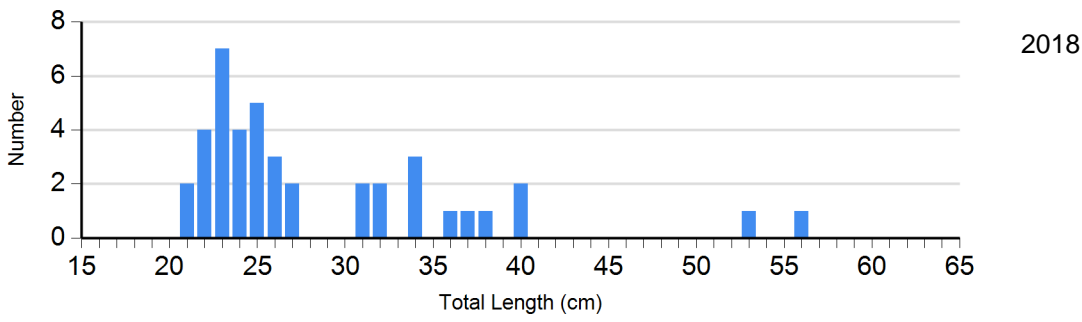


Species: Common Carp
Gear: AFS std gill net

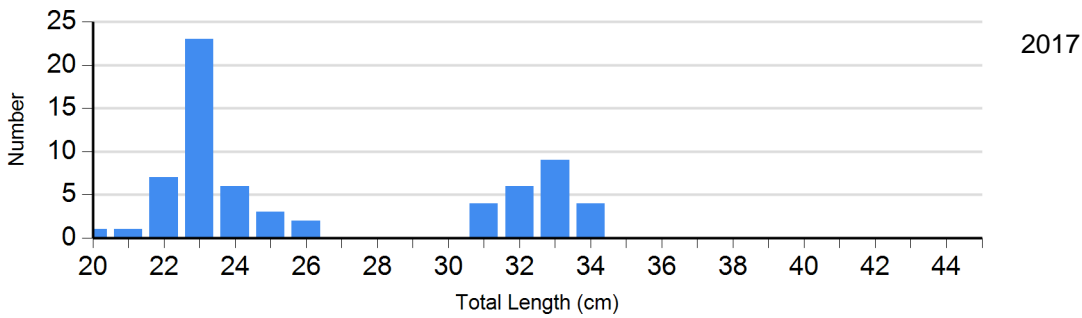


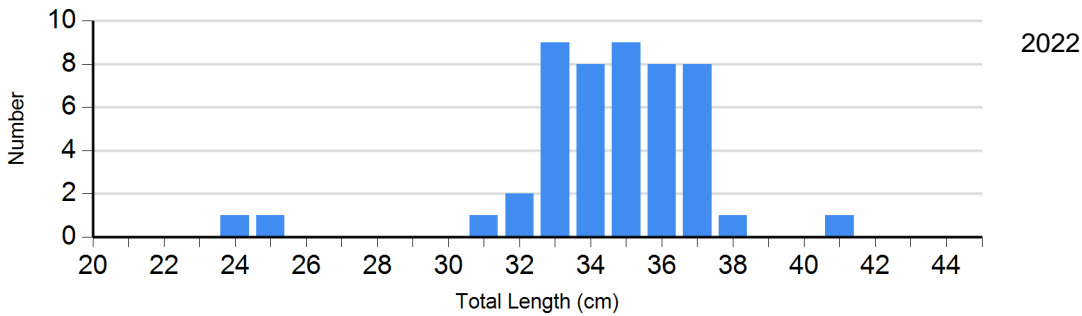
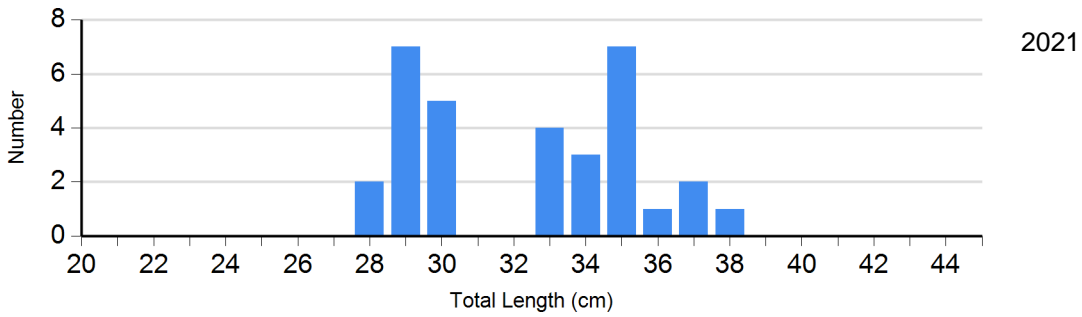
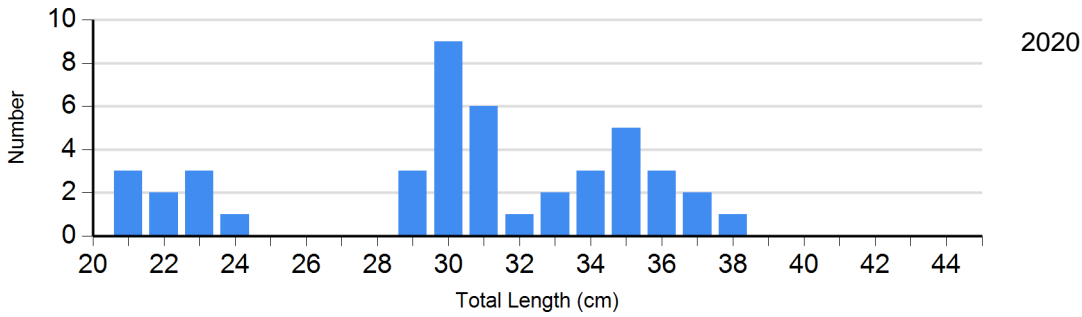
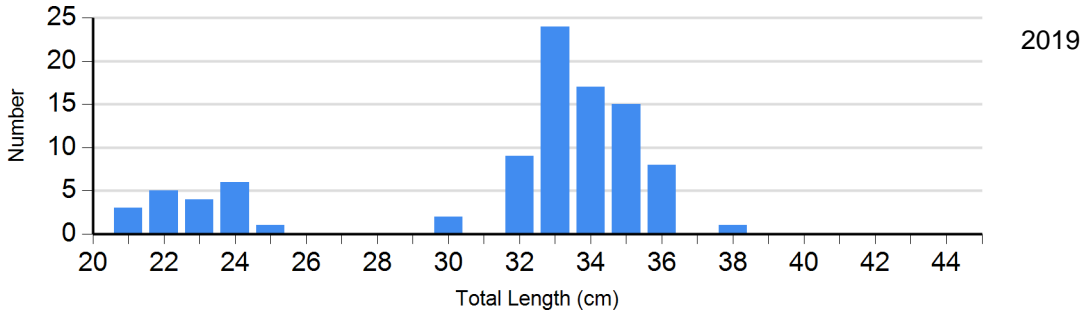
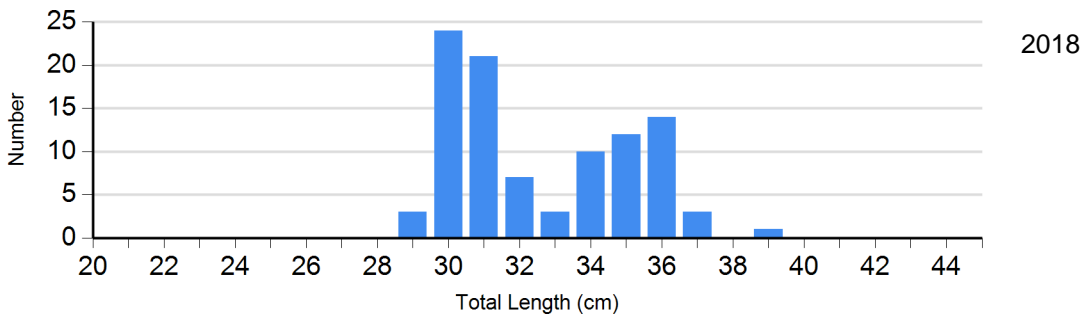
Species: Walleye
Gear: AFS std gill net



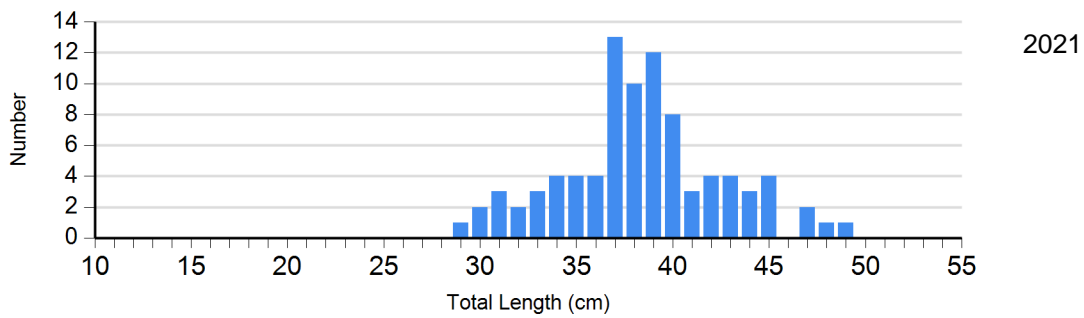
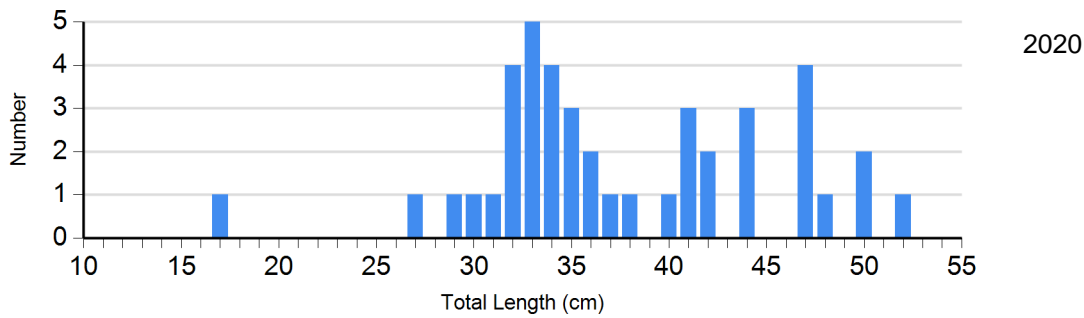
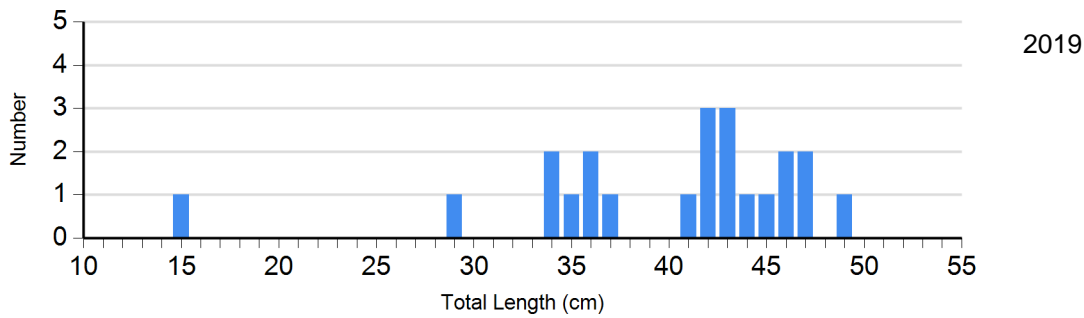
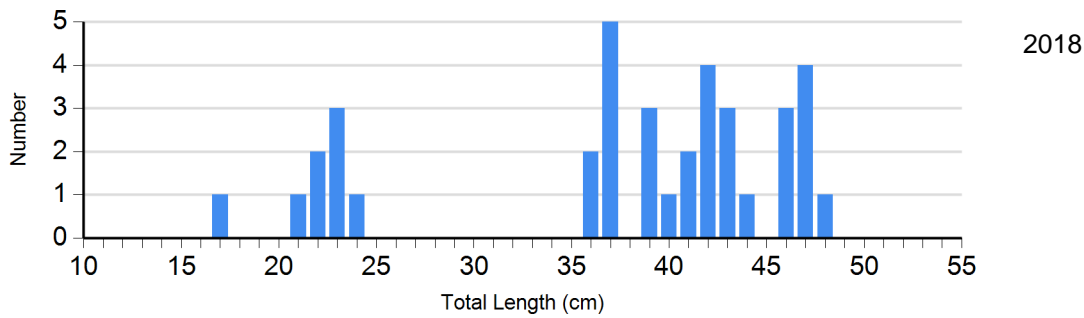
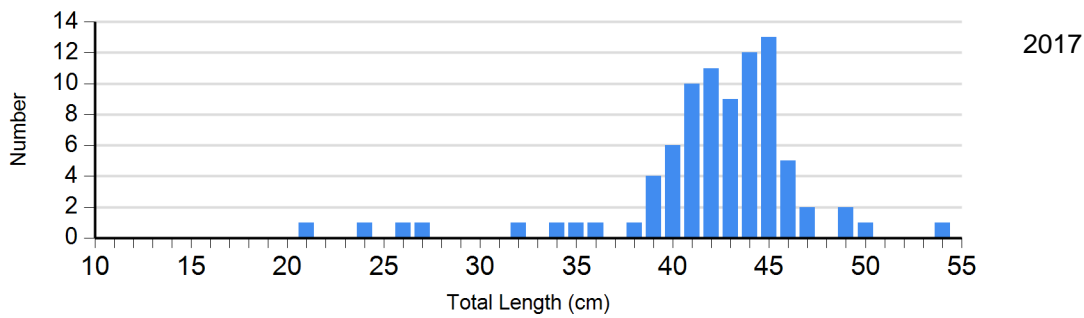


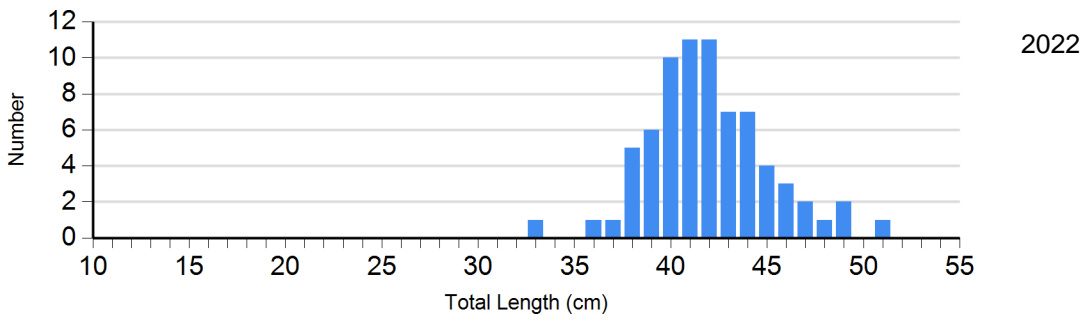
Species: White Bass
 Gear: AFS std gill net



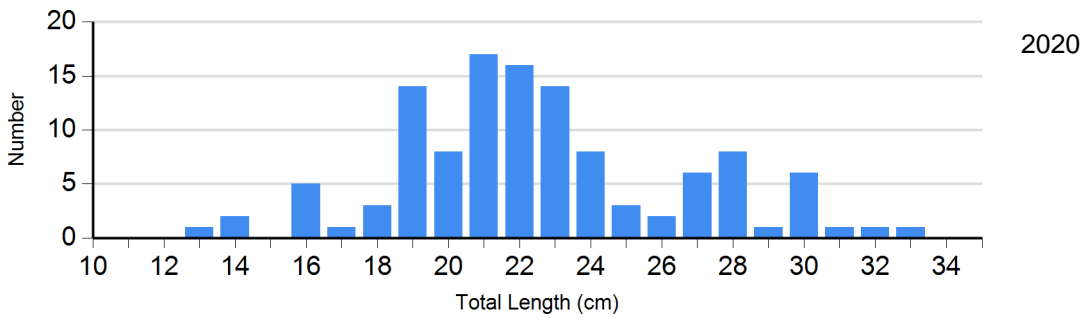
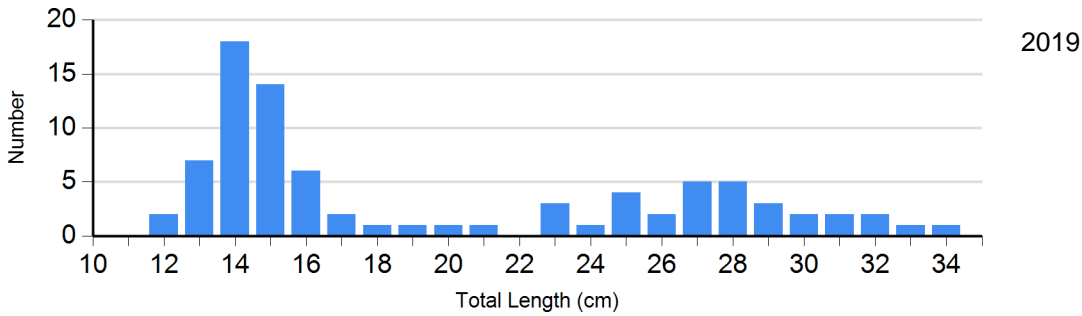
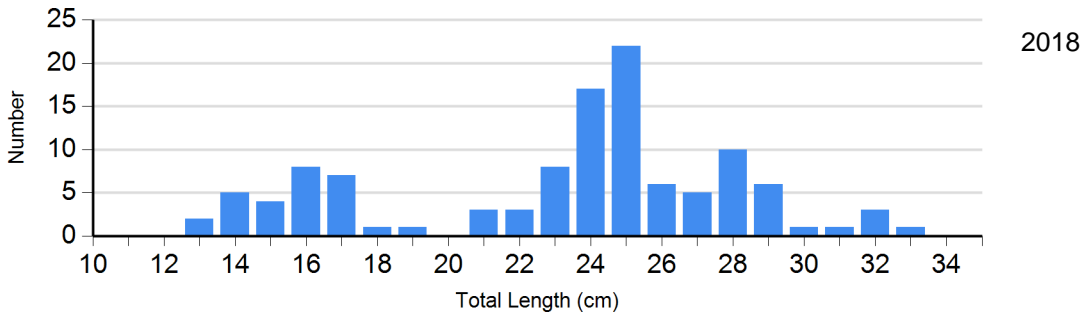
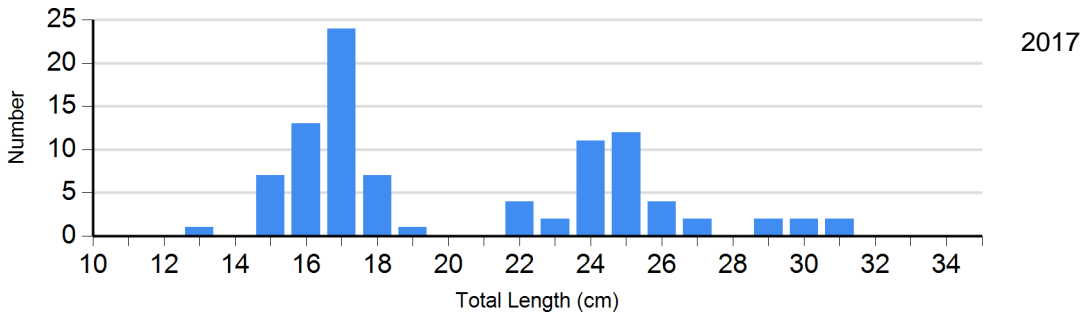


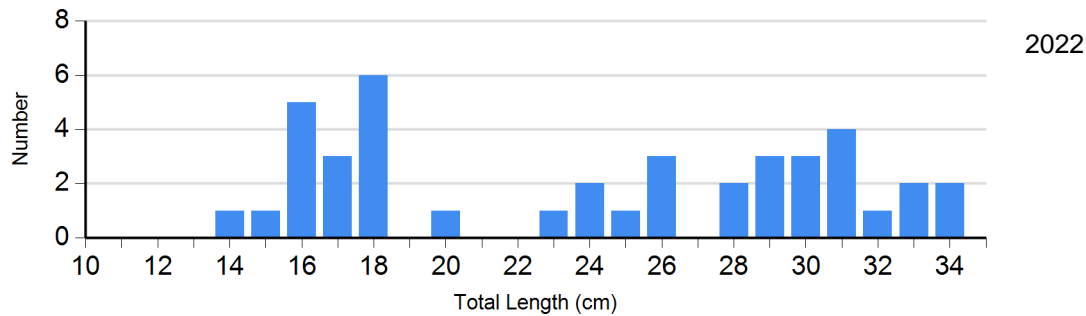
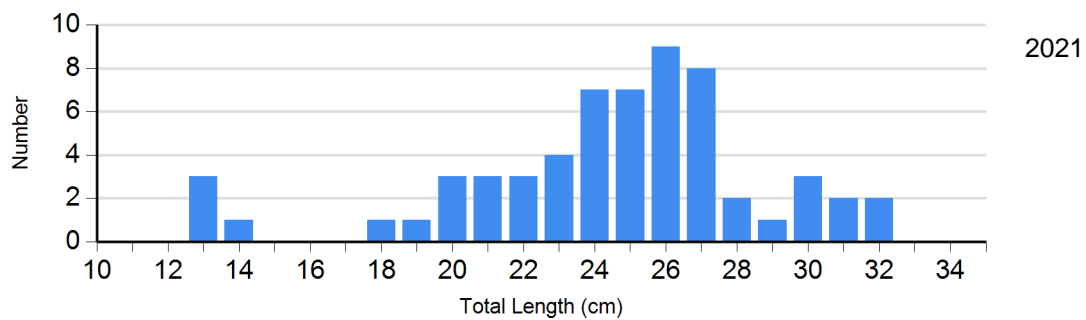
Species: White Sucker
Gear: AFS std gill net





Species: Yellow Perch
Gear: AFS std gill net

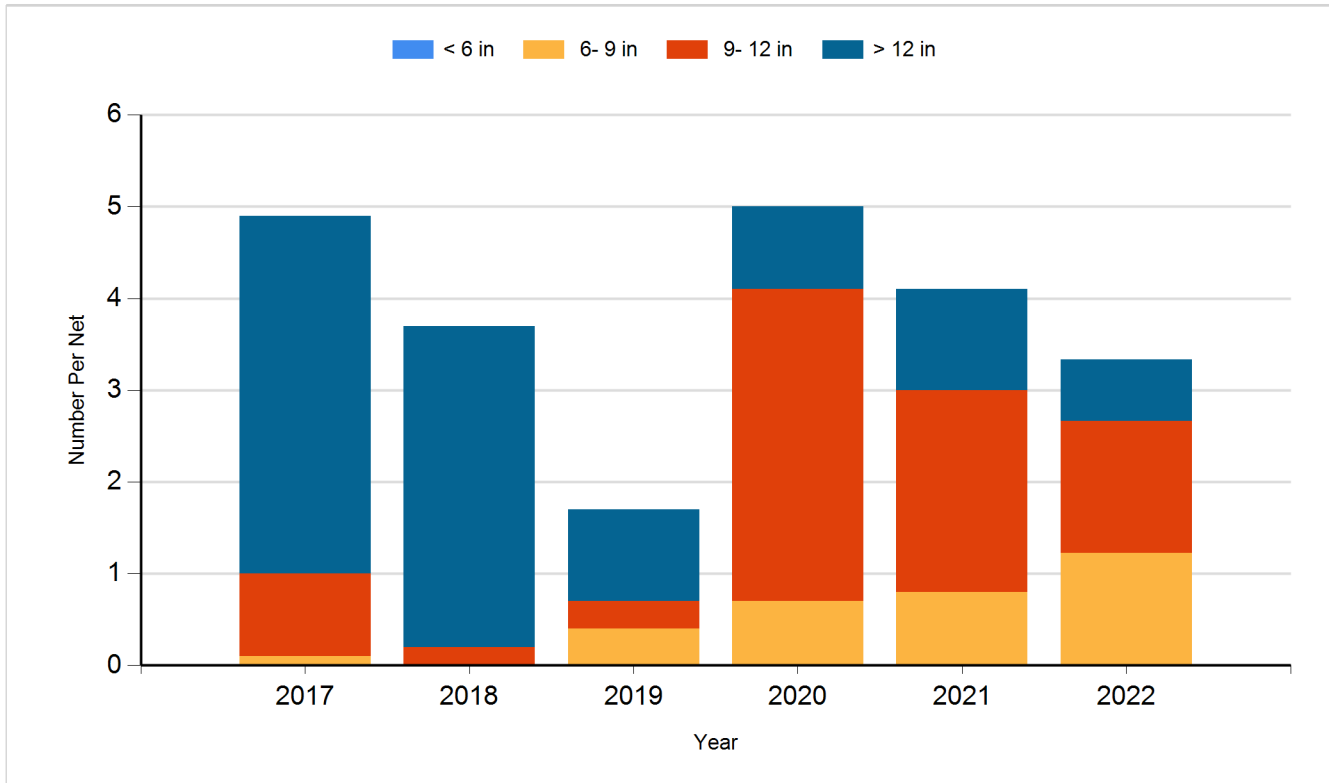




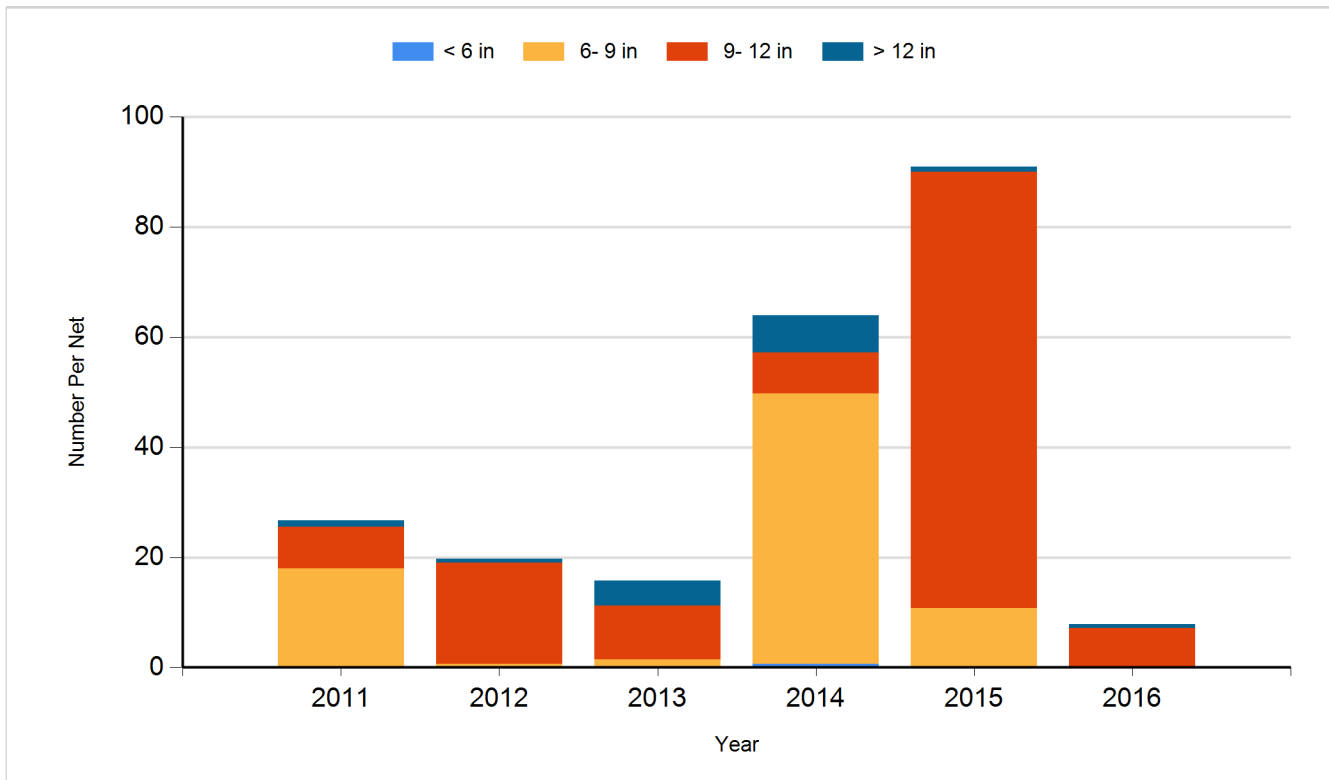
Historic Fish Sizes and Relative Abundance

Size distribution per net by color for species sampled by year.

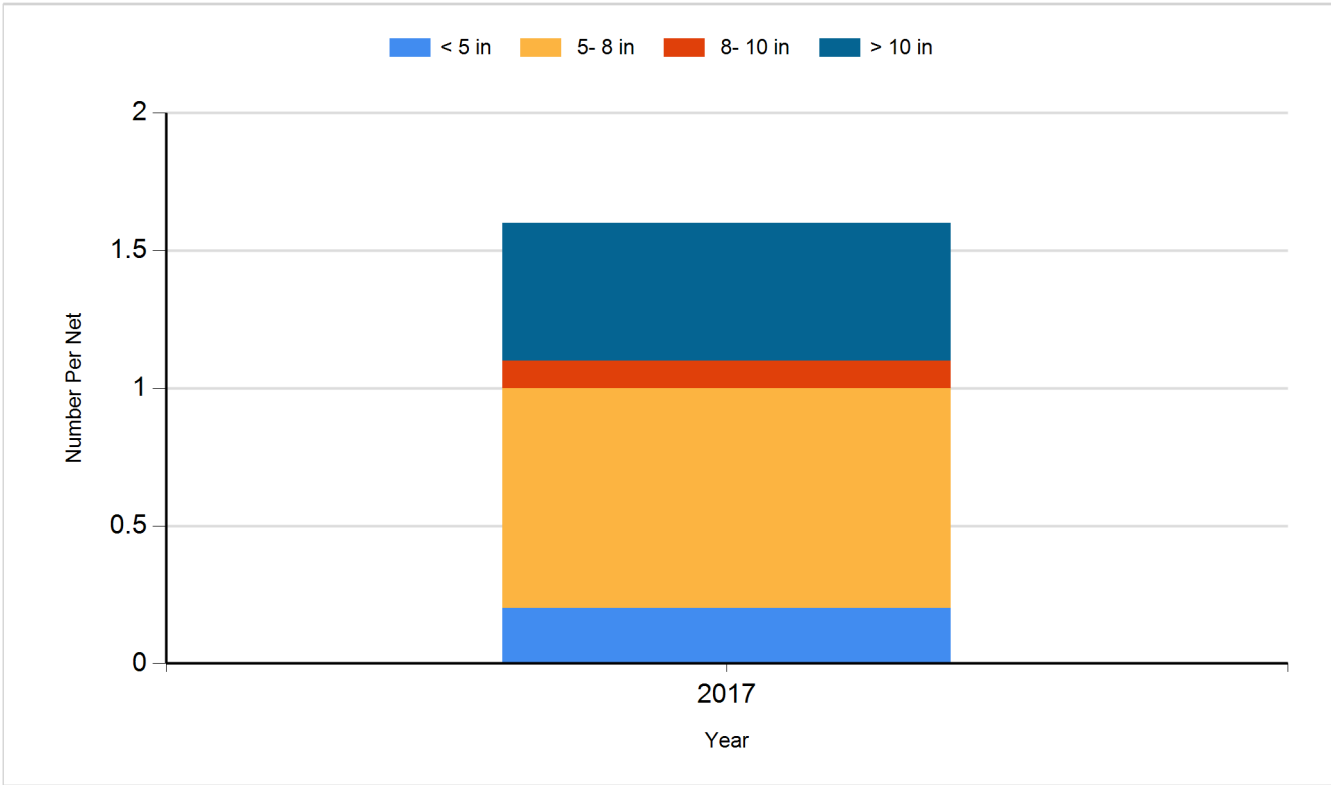
Species: Black Bullhead
Gear: AFS std gill net



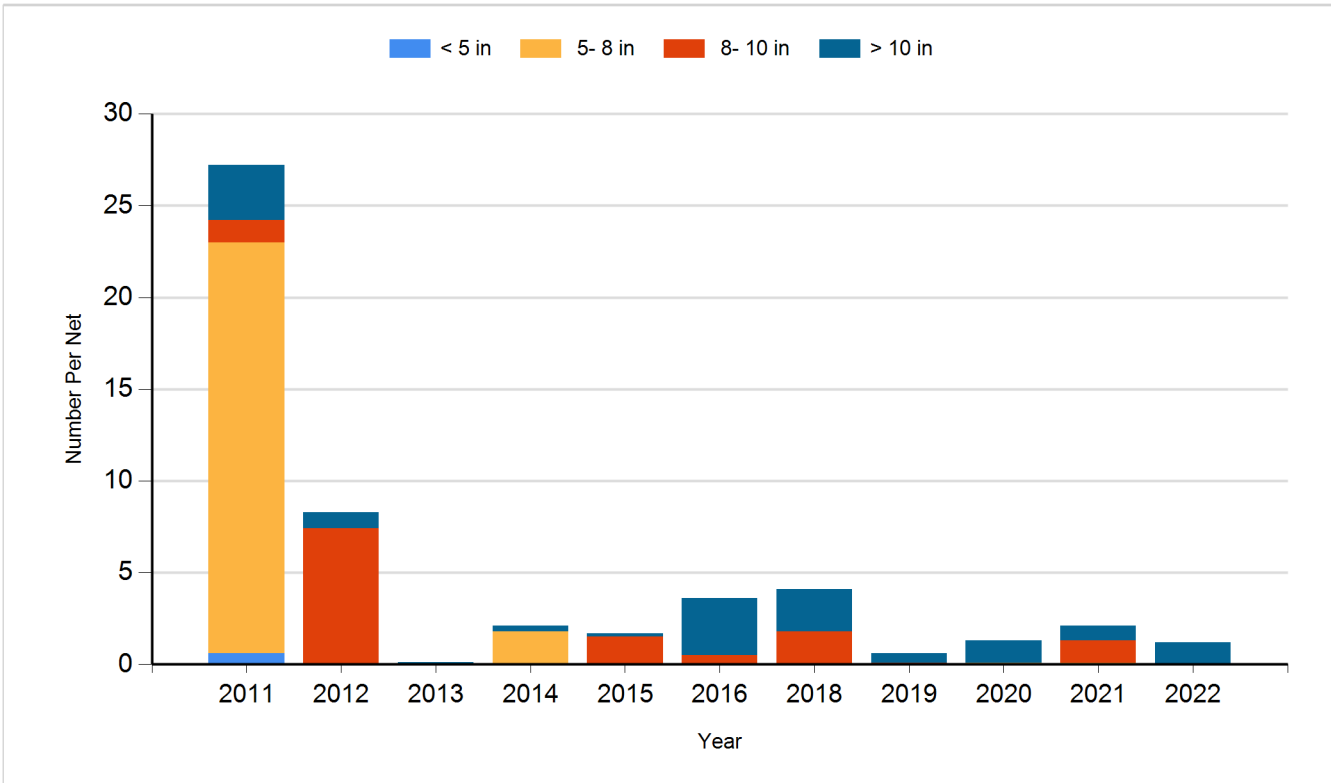
Species: Black Bullhead
Gear: std exp gill net



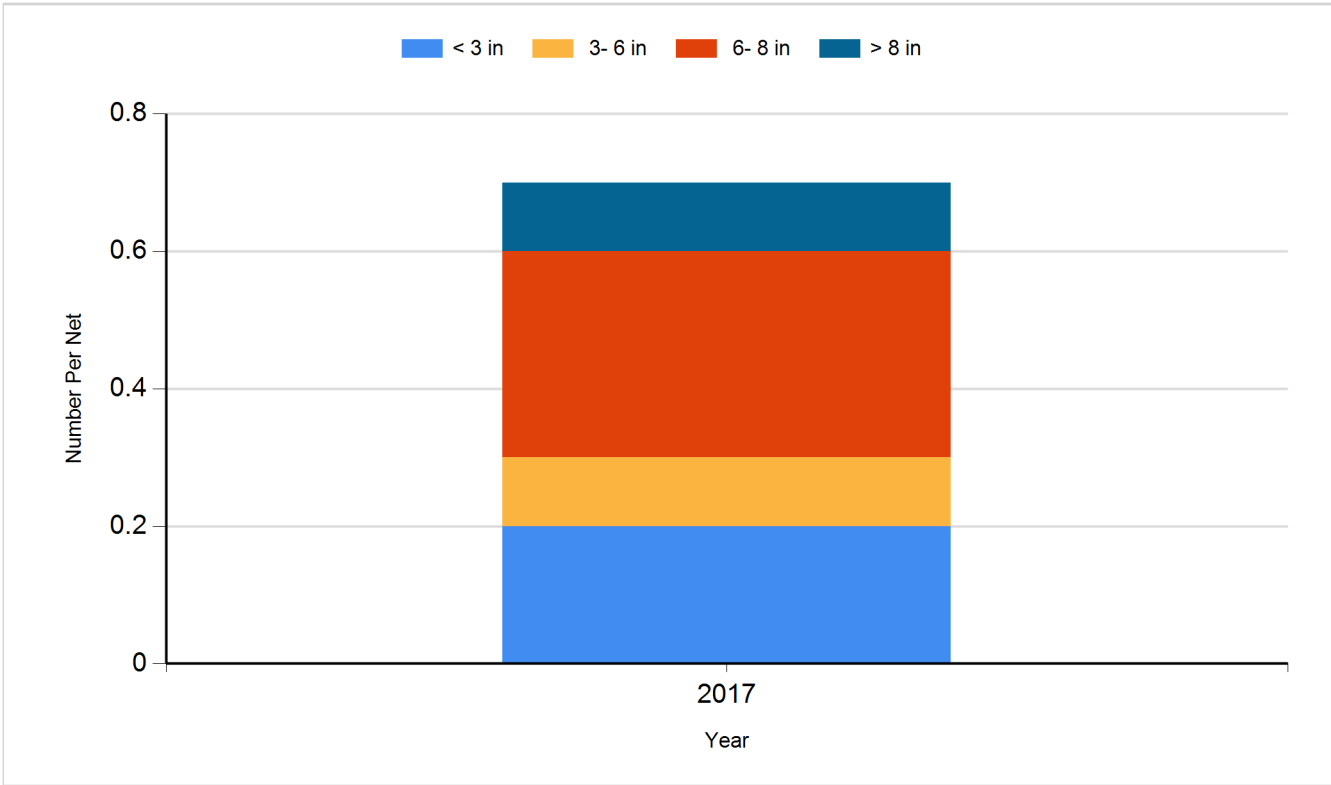
Species: Black Crappie
Gear: AFS std frame net



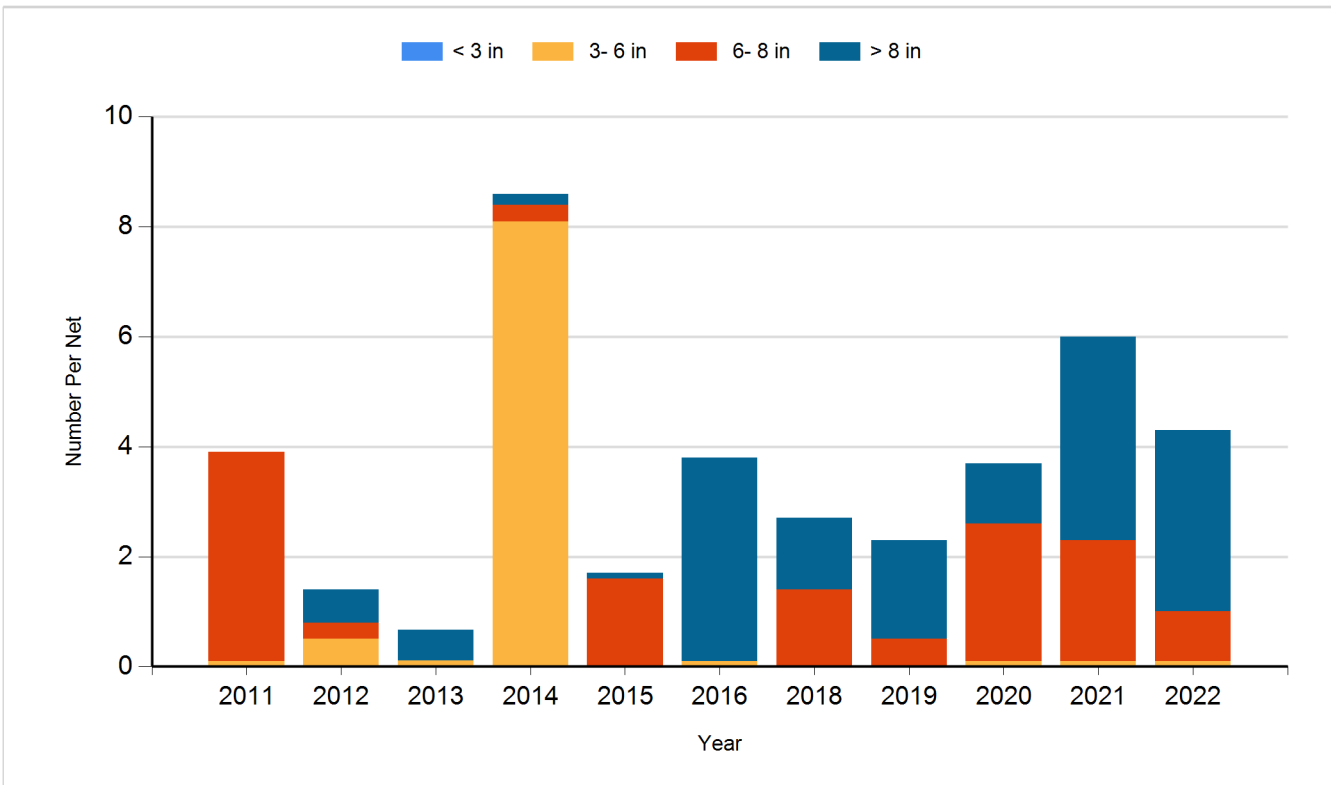
Species: Black Crappie
Gear: frame net (std 3/4 in)



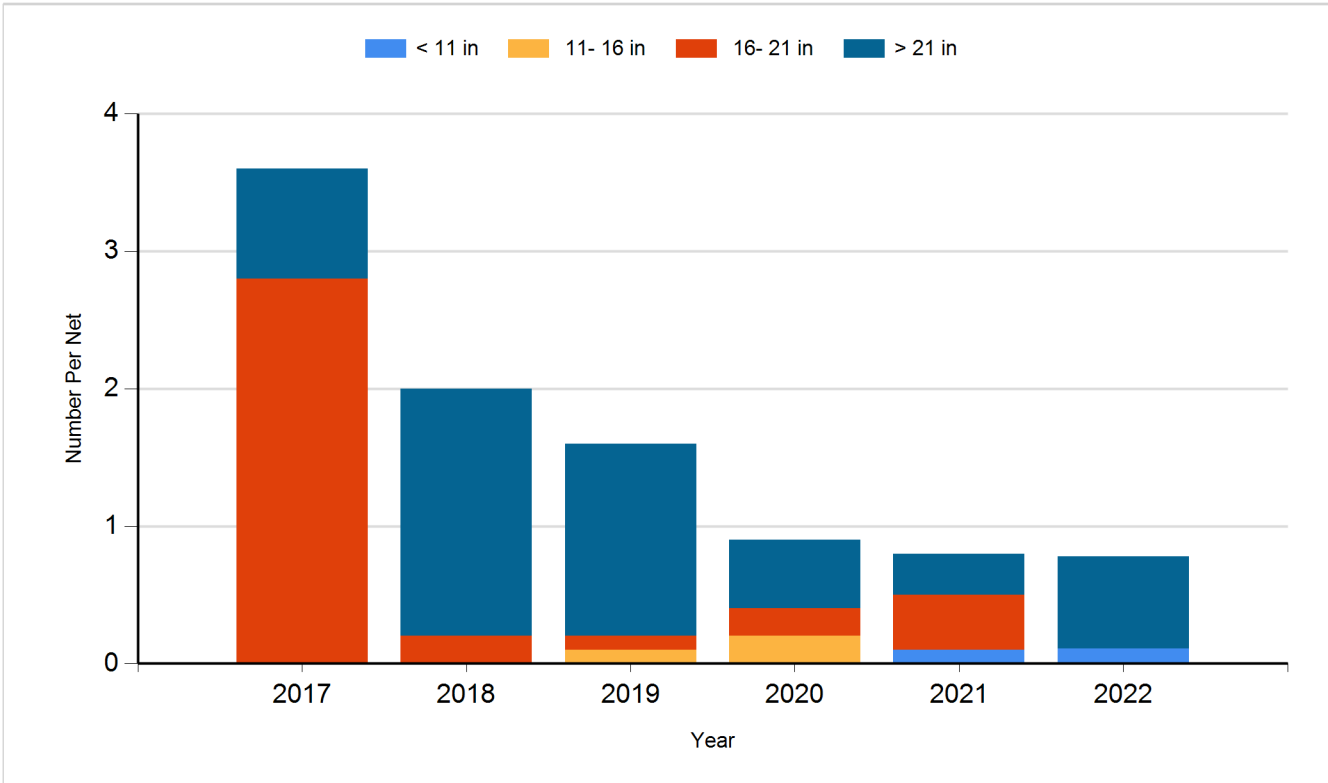
Species: Bluegill
Gear: AFS std frame net



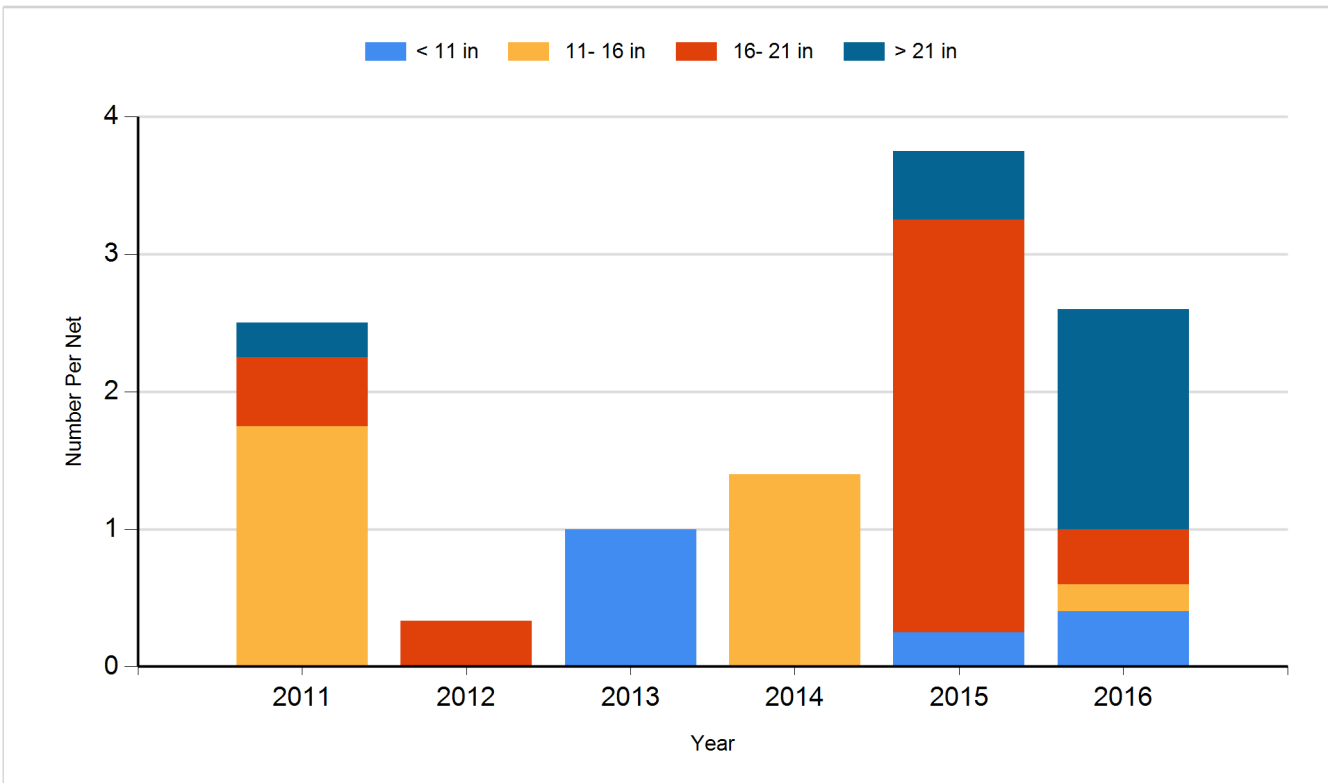
Species: Bluegill
Gear: frame net (std 3/4 in)



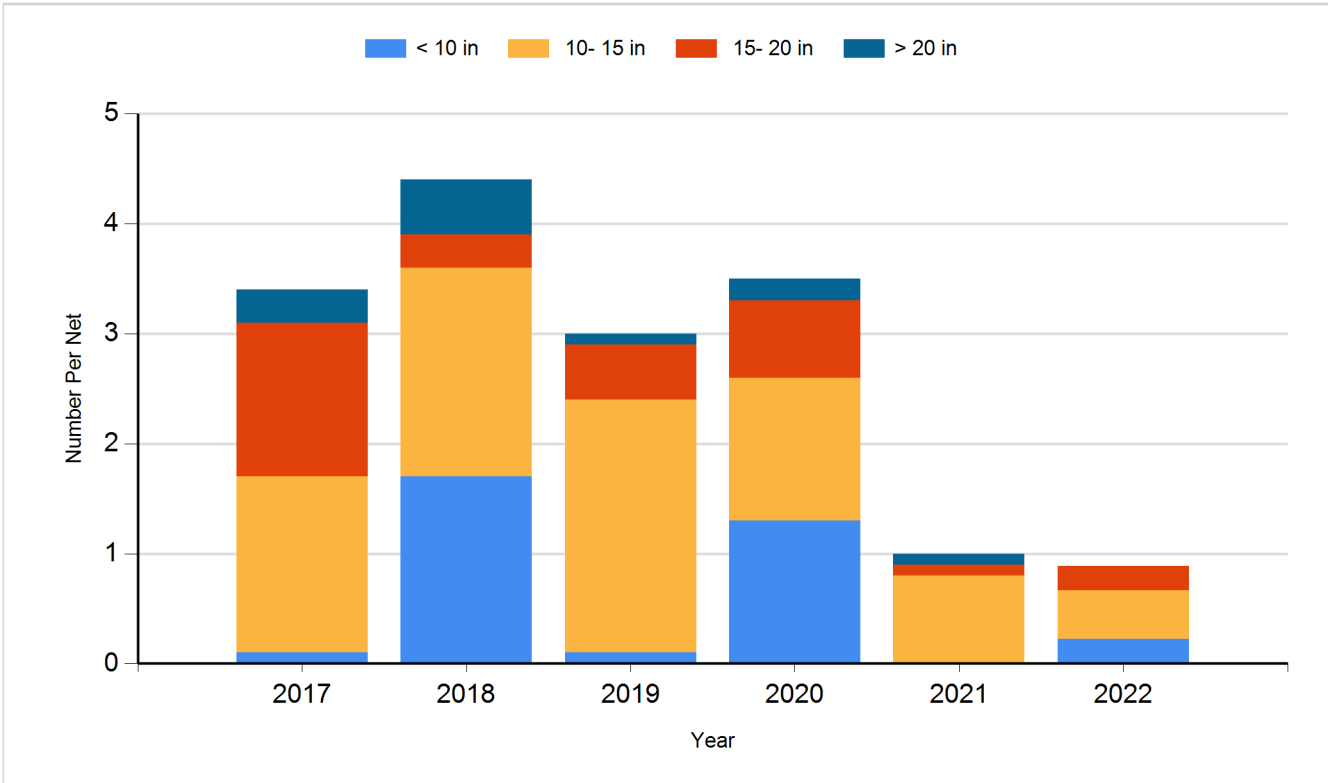
Species: Common Carp
Gear: AFS std gill net



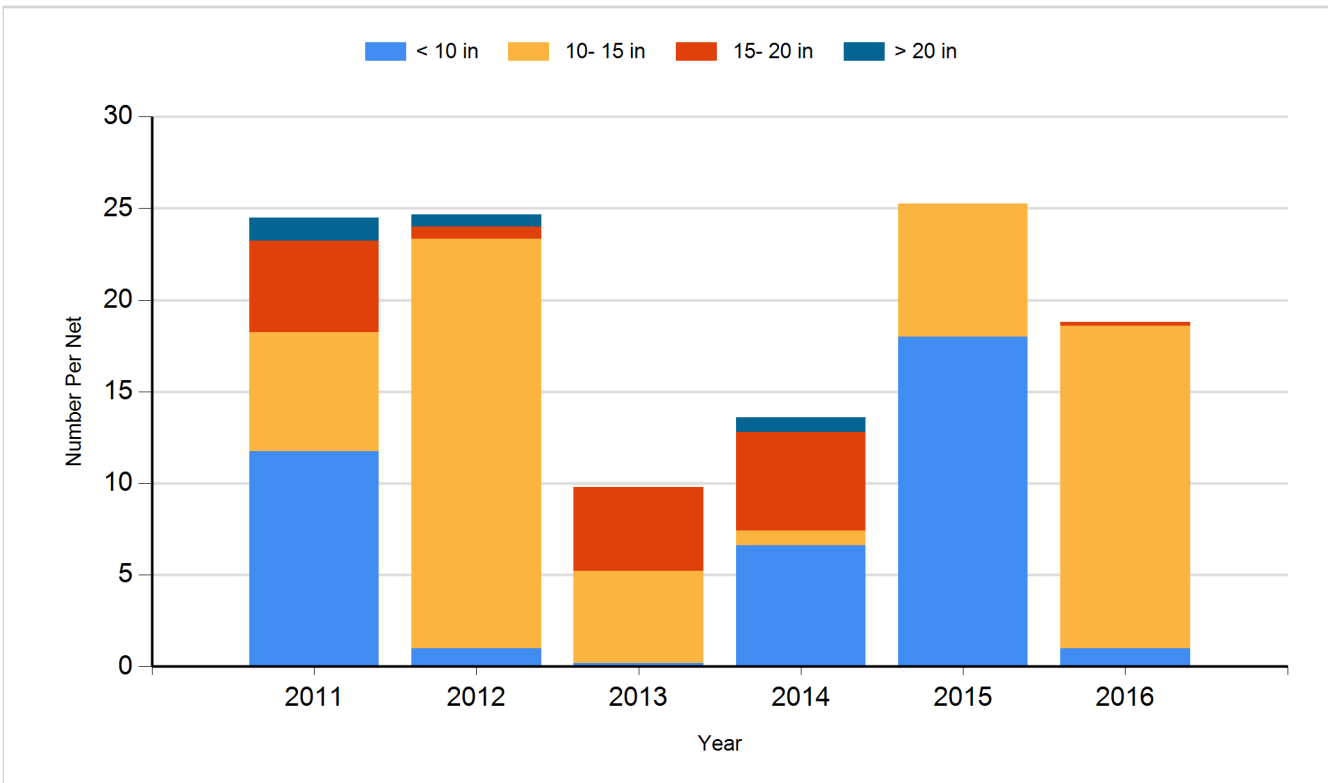
Species: Common Carp
Gear: std exp gill net



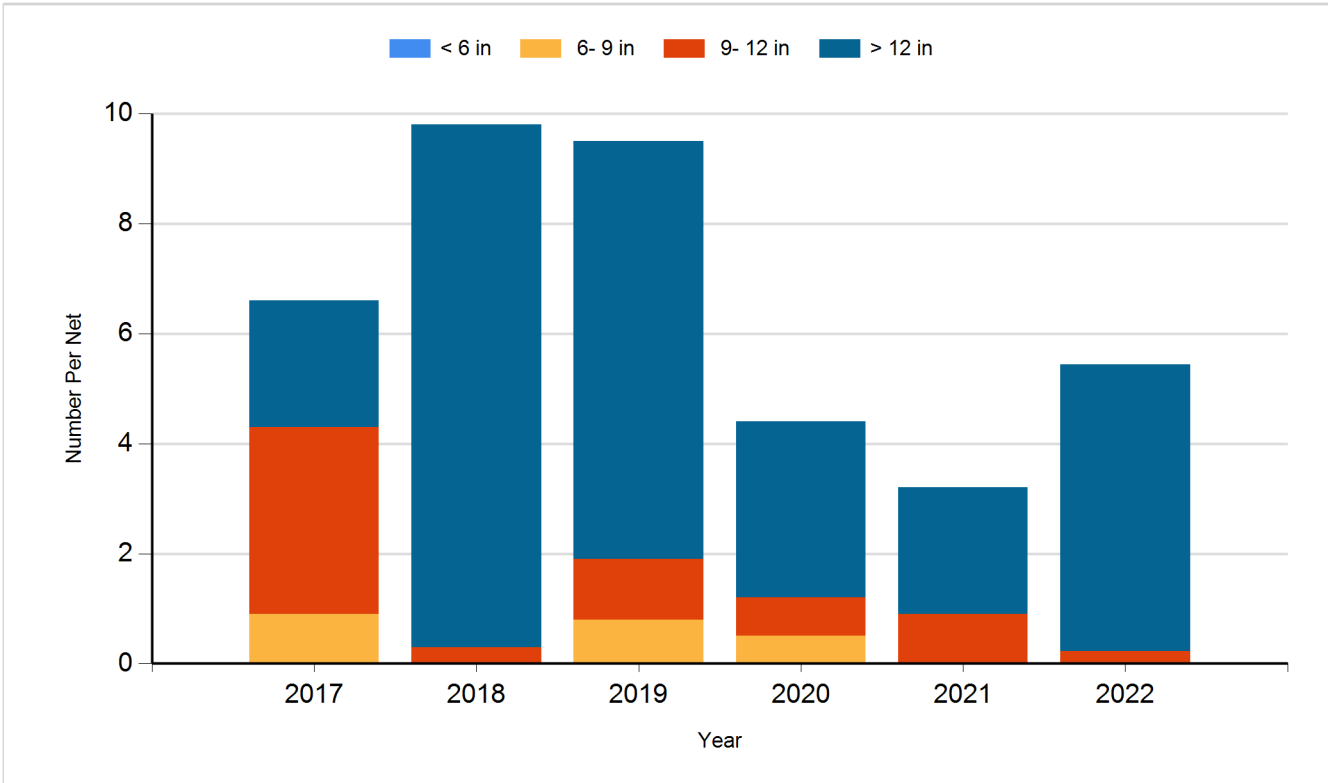
Species: Walleye
Gear: AFS std gill net



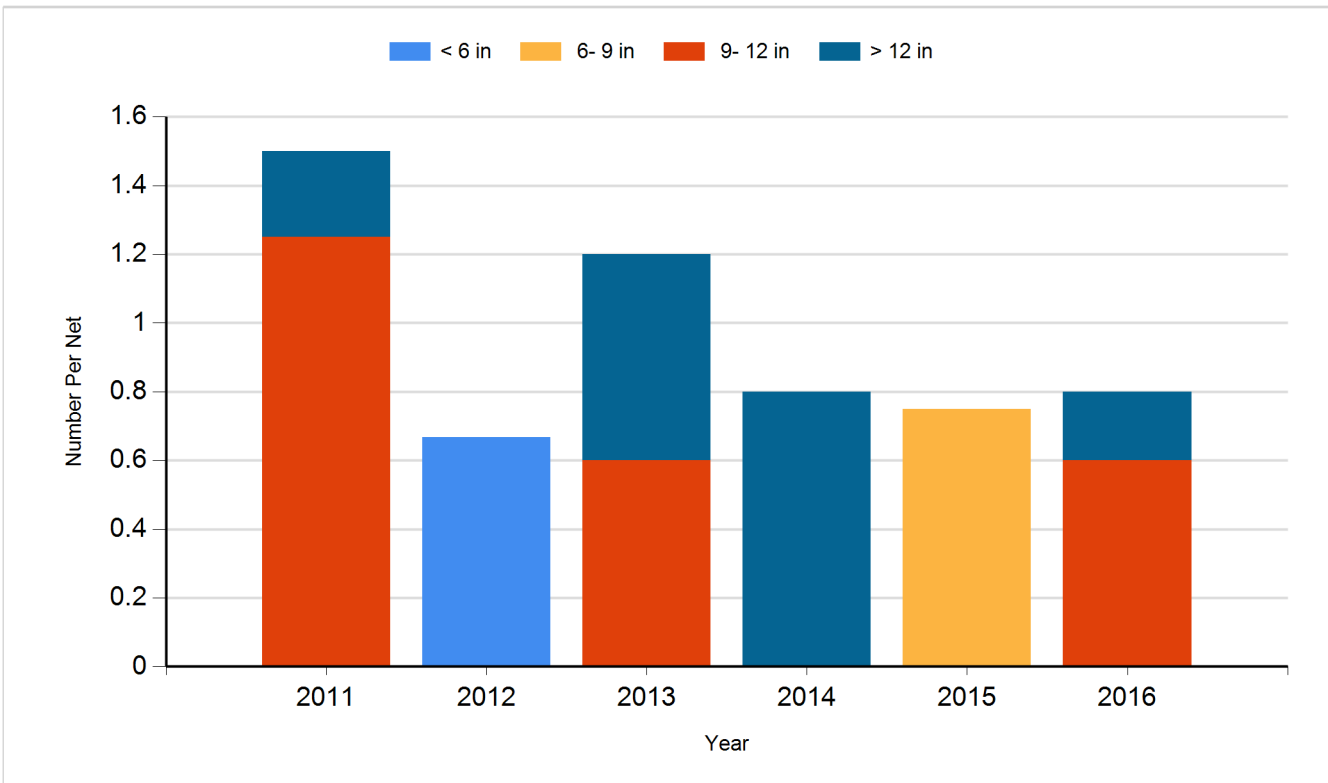
Species: Walleye
Gear: std exp gill net



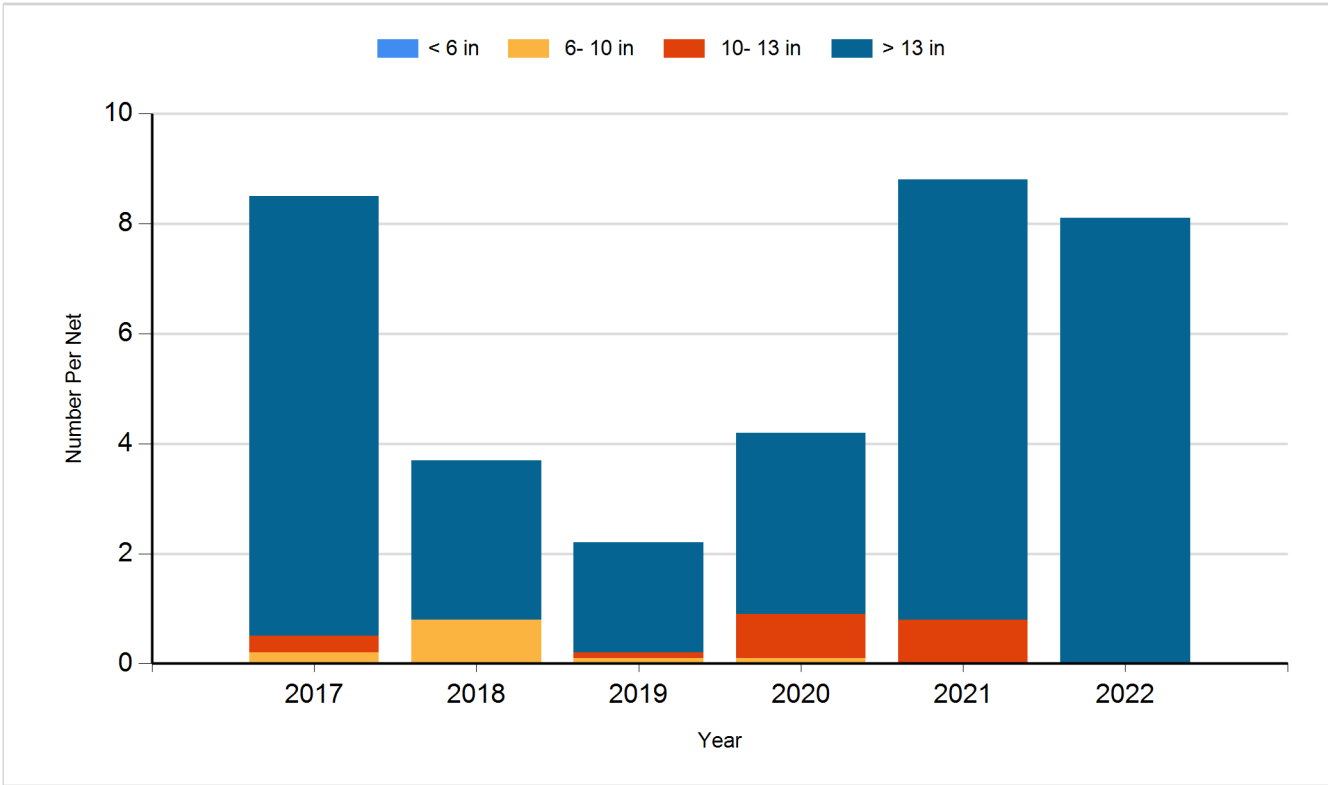
Species: White Bass
Gear: AFS std gill net



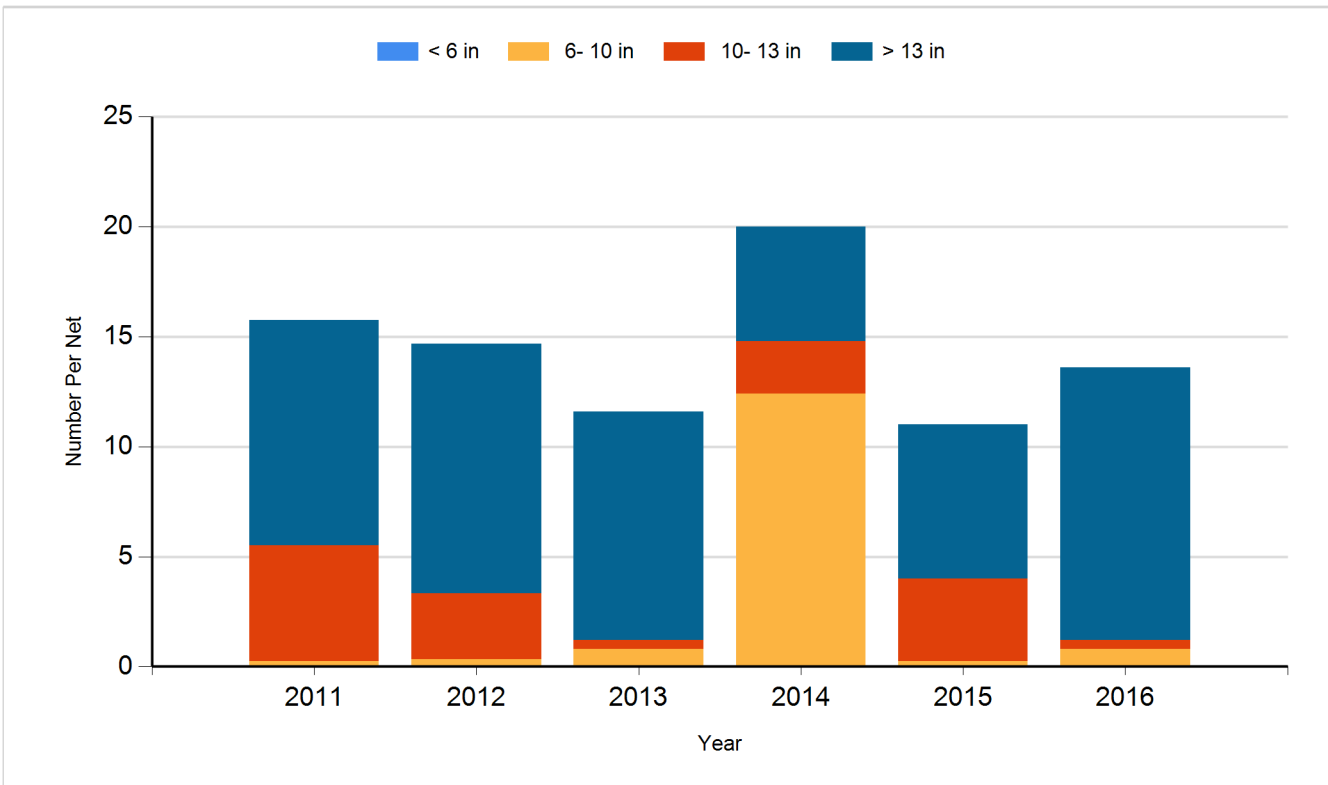
Species: White Bass
Gear: std exp gill net



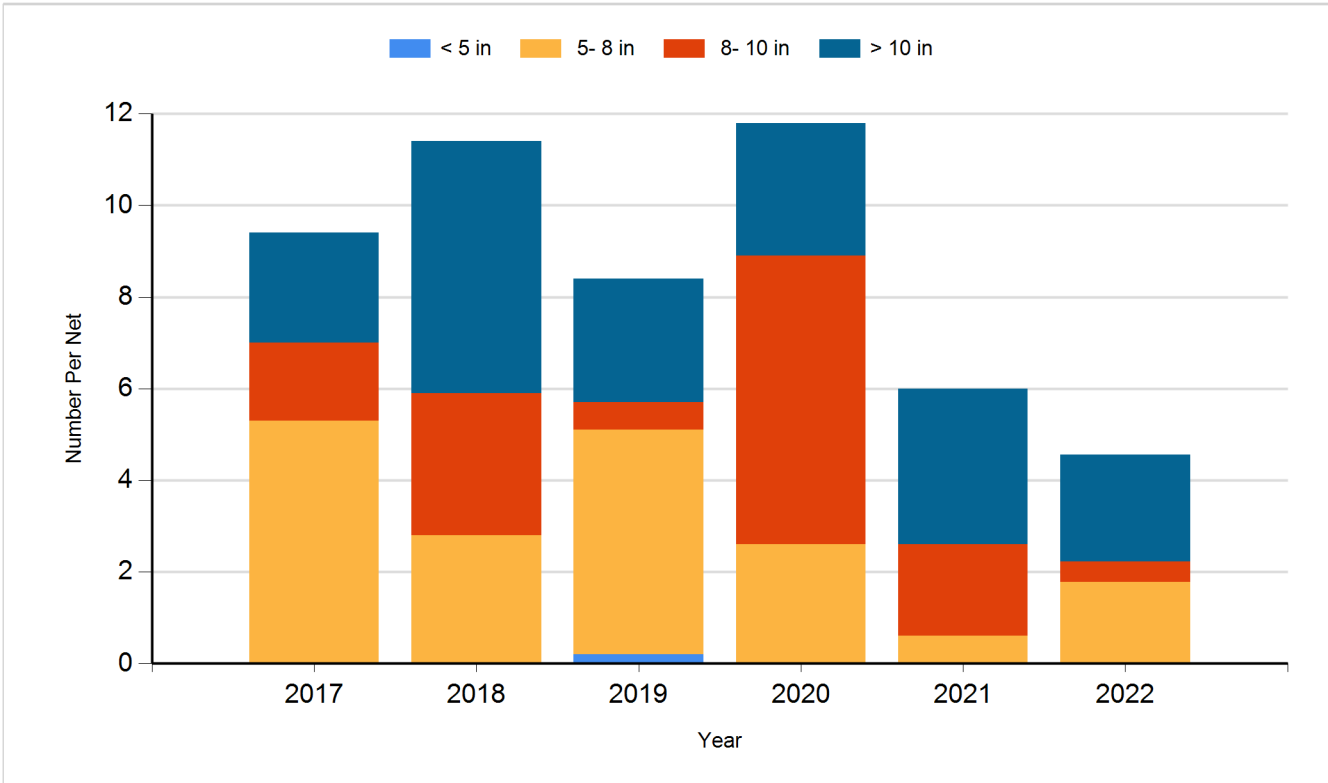
Species: White Sucker
Gear: AFS std gill net



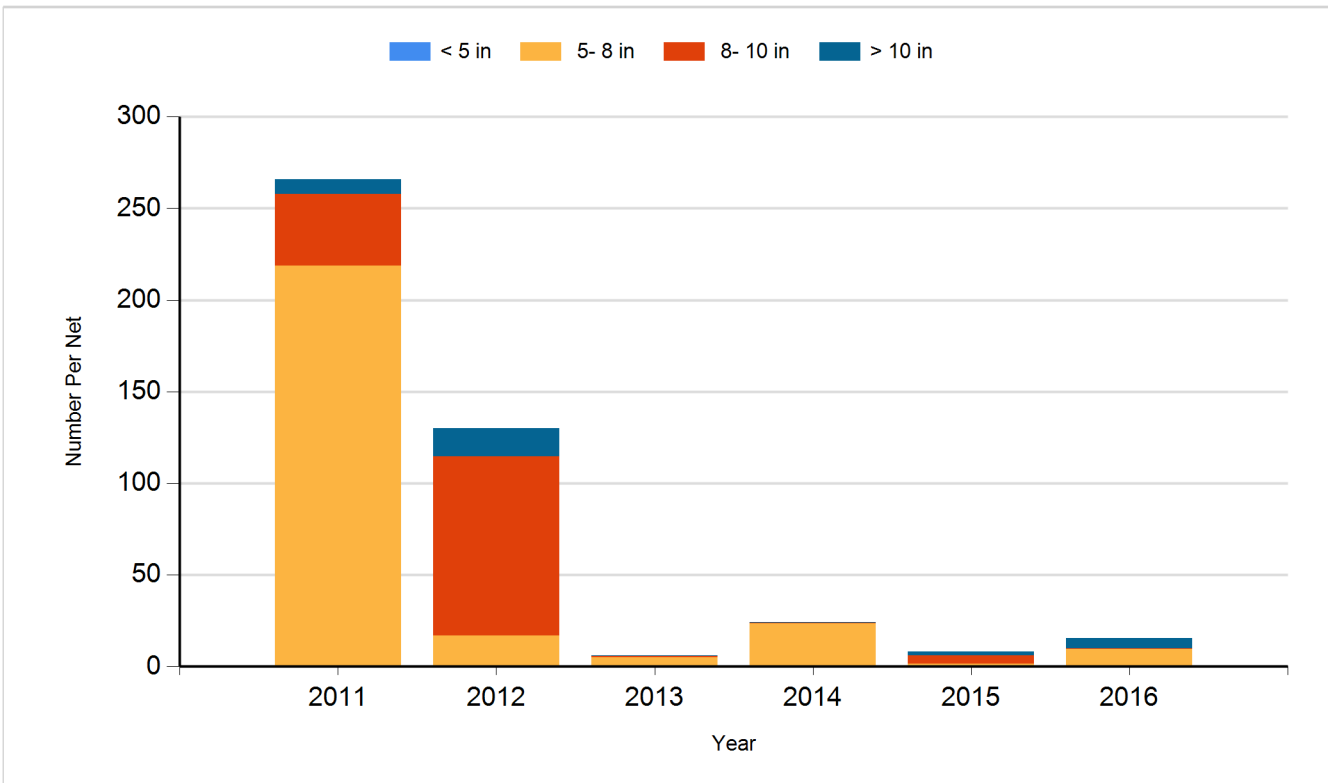
Species: White Sucker
Gear: std exp gill net



Species: Yellow Perch
Gear: AFS std gill net



Species: Yellow Perch
Gear: std exp gill net



Fish Stocking

Number of fish stocked by year, species, and size.

| Year | Species | Size | Number |
|------|---------------|------------------|---------|
| 2011 | Northern Pike | Fry | 35,200 |
| 2011 | Walleye | Fry | 70,000 |
| 2013 | Walleye | Small Fingerling | 280,150 |
| 2014 | Walleye | Small Fingerling | 196,200 |
| 2017 | Walleye | Fingerling | 195,515 |
| 2019 | Walleye | Small Fingerling | 196,265 |
| 2021 | Walleye | Juvenile | 198,900 |