

# SOUTH DAKOTA STATEWIDE FISHERIES SURVEY

Enemy Swim, Day County

UBS-Lake-196-000

2022

## Lake Information

|                      |             |                          |         |
|----------------------|-------------|--------------------------|---------|
| <b>Name:</b>         | Enemy Swim  | <b>Maximum Depth:</b>    | 26 Feet |
| <b>County:</b>       | Day         | <b>Mean Depth:</b>       | 16 Feet |
|                      |             | <b>OHWM Elevation:</b>   | 1,854   |
| <b>Surface Area:</b> | 2,186 Acres | <b>Outlet Elevation:</b> | 1,854   |

## Surveys and Investigations

Survey methods used by gear type, date, and effort.

| Gear                   | Date         | Effort       |
|------------------------|--------------|--------------|
| AFS std gill net       | Jun 14, 2022 | 4 net-nights |
| AFS std gill net       | Jun 15, 2022 | 4 net-nights |
| AFS std gill net       | Jun 16, 2022 | 4 net-nights |
| fall night EF-WAE      | Sep 27, 2022 | 3600 seconds |
| frame net (std 3/4 in) | Jun 14, 2022 | 8 net-nights |
| frame net (std 3/4 in) | Jun 15, 2022 | 8 net-nights |
| frame net (std 3/4 in) | Jun 16, 2022 | 8 net-nights |
| spring night EF-LMB    | Jun 16, 2022 | 3500 seconds |

## **Common Fish Species Present**

Largemouth Bass

Bluegill

Black Crappie

Walleye

Smallmouth Bass

Yellow Perch

Rock Bass

Pumpkinseed

White Bass

White Sucker

---

## Terminology

Catch per unit effort (**CPUE**) refers to the relative abundance of a species. It is defined as the number of fish captured per unit of effort (i.e., number of fish captured per net-night or number of fish captured per hour electrofishing). In this report CPUE is typically given for only stock-length fish (see length categories table for stock lengths).

A statewide effort to help make netting efforts comparable to all waters sampled across the state, occurred in 2017, with a switch to American Fisheries Society gill nets. Past gill netting efforts were completed with different style/types of nets and are not comparable side by side.

- **AFS std gill net** – 80 ft experimental gill net containing eight panels (10 ft each) of varying monofilament meshes of 0.75, 1.00, 1.25, 1.50, 1.75, 2.00, 2.25 and 2.50 inches.
- **std experimental gill net for non-Missouri River waters** - 150 ft experimental gill net containing six panels (25 ft each) of varying monofilament meshes of 0.5, 0.75, 1.00, 1.25, 1.50 and 2.00 inches.
- **std experimental gill net for Missouri River reservoirs** – 300 ft experimental gill net containing six panels (50 ft each) of varying multifilament meshes of 0.5, 0.75, 1.00, 1.25, 1.50 and 2.00 inches.

$$CPUE = \frac{\text{number of fish}}{\text{effort}}$$

Population size structure is quantified using the indices proportional size distribution of quality-length fish (**PSD**) and proportional size distribution of preferred-length fish (**PSD-P**). These indices indicate the proportion of stock-length fish that are equal to or greater than a given length. Minimum lengths for stock, quality and preferred length fish are given in the length categories table.

$$PSD = \left( \frac{\text{number of fish} \geq \text{quality length}}{\text{number of fish} \geq \text{stock length}} \right) \times 100$$

$$PSD - P = \left( \frac{\text{number of fish} \geq \text{preferred length}}{\text{number of fish} \geq \text{stock length}} \right) \times 100$$

Relative weight (**Wr**) is used to quantify fish plumpness. Relative weight is the ratio of what a fish weighs (**W**) compared to a length-specific standard weight (**Ws**) multiplied by 100. Relative weight values of 95-105 are commonly cited as optimum values, but values in the 80s are common during summer sampling in South Dakota.

$$Wr = \left( \frac{W}{W_s} \right) \times 100$$

Confidence intervals (CI) are provided for many of the estimates calculated in this report. The confidence interval provides a range in which the true mean is expected to fall. For example, with an 80% CI we are 80% confident that the interval contains the true value.

Length categories include stock (S), quality (Q), preferred (P), memorable (M) and trophy (T). Length categories for most species have been defined based on a percentage of the world record length for that species. Some species mentioned in this report do not have defined length categories. Length categories for species used in this report are provided in the following table. Measurements are the minimum total length for each category and are reported in inches (in) and centimeters (cm).

| Species Name    | Stock |      | Quality |      | Preferred |      | Memorable |      | Trophy |      |
|-----------------|-------|------|---------|------|-----------|------|-----------|------|--------|------|
|                 | (in)  | (cm) | (in)    | (cm) | (in)      | (cm) | (in)      | (cm) | (in)   | (cm) |
| Black Bullhead  | 6     | 15   | 9       | 23   | 12        | 30   | 15        | 38   | 18     | 46   |
| Black Crappie   | 5     | 13   | 8       | 20   | 10        | 25   | 12        | 30   | 15     | 38   |
| Bluegill        | 3     | 8    | 6       | 15   | 8         | 20   | 10        | 25   | 12     | 30   |
| Brown Trout     | 8     | 20   | 12      | 30   | 16        | 40   | 20        | 50   | 18     | 46   |
| Channel Catfish | 11    | 28   | 16      | 41   | 24        | 61   | 28        | 71   | 36     | 91   |
| Freshwater Drum | 8     | 20   | 12      | 30   | 15        | 38   | 20        | 51   | 25     | 63   |
| Lake Trout      | 12    | 30   | 20      | 50   | 26        | 65   | 31        | 80   | 39     | 100  |
| Largemouth Bass | 8     | 20   | 12      | 30   | 15        | 38   | 20        | 51   | 25     | 63   |
| Muskellunge     | 20    | 51   | 30      | 76   | 38        | 97   | 42        | 107  | 50     | 127  |
| Northern Pike   | 14    | 35   | 21      | 53   | 28        | 71   | 34        | 86   | 44     | 112  |
| Pumpkinseed     | 3     | 8    | 6       | 15   | 8         | 20   | 10        | 25   | 12     | 30   |
| Rainbow Trout   | 10    | 25   | 16      | 40   | 20        | 50   | 26        | 65   | 31     | 80   |
| Rudd            | 6     | 15   | 10      | 25   | 12        | 30   | 15        | 38   | 19     | 48   |
| Sauger          | 8     | 20   | 12      | 30   | 15        | 38   | 20        | 51   | 25     | 63   |
| Smallmouth Bass | 7     | 18   | 11      | 28   | 14        | 35   | 17        | 43   | 20     | 51   |
| Walleye         | 10    | 25   | 15      | 38   | 20        | 51   | 25        | 63   | 30     | 76   |
| White Bass      | 6     | 15   | 9       | 23   | 12        | 30   | 15        | 38   | 18     | 46   |
| White Crappie   | 5     | 13   | 8       | 20   | 10        | 25   | 12        | 30   | 15     | 38   |
| Yellow Bullhead | 4     | 10   | 7       | 18   | 9         | 23   | 11        | 28   | 14     | 36   |
| Yellow Perch    | 5     | 13   | 8       | 20   | 10        | 25   | 12        | 30   | 15     | 38   |

## Catch Summary of Stock Length Fish

Catch per unit effort (CPUE), proportional size distribution (PSD), proportional size distribution of preferred length fish (PSD-P), and relative weight (Wr) for species sampled in survey with 80% confidence interval (CI-80).

\* **Methods/Species that ignore stock length**

| Gear                   | Species         | Sample Size (n) | Abundance |       | Stock Density Indices |       |       | Condition |     |       |
|------------------------|-----------------|-----------------|-----------|-------|-----------------------|-------|-------|-----------|-----|-------|
|                        |                 |                 | CPUE      | CI-80 | PSD                   | CI-80 | PSD-P | CI-80     | Wr  | CI-80 |
| AFS std gill net       | Black Crappie   | 2               | 0.2       | 0.2   | 100                   |       | 50    |           | 96  | 0     |
|                        | Bluegill        | 11              | 0.9       | 0.4   | 91                    |       | 64    |           | 114 | 2     |
|                        | Largemouth Bass | 1               | 0.1       | 0.1   | 100                   |       | 100   |           | 107 |       |
|                        | Northern Pike   | 18              | 1.5       | 0.5   | 89                    |       | 17    |           | 84  | 2     |
|                        | Rock Bass       | 5               | 0.4       | 0.3   | 60                    |       | 40    |           | 108 | 4     |
|                        | Smallmouth Bass | 25              | 2.1       | 0.8   | 96                    |       | 64    | 15        | 90  | 2     |
|                        | Walleye         | 16              | 1.2       | 0.5   | 79                    |       | 36    | 22        | 89  | 2     |
|                        | White Bass      | 23              | 1.9       | 0.5   | 100                   |       | 100   |           | 86  | 1     |
|                        | White Sucker    | 22              | 1.8       | 0.7   | 100                   |       | 100   |           | 106 | 3     |
|                        | Yellow Perch    | 36              | 2.9       | 1.3   | 23                    | 11    | 0     |           | 93  | 1     |
| frame net (std 3/4 in) | Black Bullhead  | 13              | 0.5       | 0.2   | 100                   |       | 92    |           | 86  | 3     |
|                        | Black Crappie   | 5               | 0.2       | 0.1   | 100                   |       | 80    |           | 96  | 9     |
|                        | Bluegill        | 1037            | 43.2      | 14.1  | 52                    | 2     | 20    | 2         | 103 | 1     |
|                        | Northern Pike   | 8               | 0.3       | 0.2   | 75                    |       | 25    |           | 79  | 3     |
|                        | Pumpkinseed     | 45              | 1.9       | 1.4   | 13                    | 8     | 0     |           | 104 | 3     |
|                        | Rock Bass       | 110             | 4.4       | 1.4   | 61                    | 7     | 25    | 6         | 105 | 1     |
|                        | Smallmouth Bass | 123             | 3.0       | 1.0   | 19                    | 7     | 3     |           | 91  | 1     |
|                        | Walleye         | 5               | 0.1       | 0.1   | 67                    |       | 33    |           |     |       |
|                        | White Sucker    | 2               | 0.1       | 0.1   | 100                   |       | 100   |           |     |       |
|                        | Yellow Perch    | 13              | 0.5       | 0.4   | 23                    |       | 0     |           | 81  | 5     |
| spring night EF-LMB*   | Largemouth Bass | 51              | 51.2      | 26.5  | 90                    | 7     | 41    | 10        | 100 | 2     |

## 10-Year Catch Per Unit Effort by Gear and Species

Catch per unit effort (CPUE) and average (Avg) of species across 10 years using different gear types.

\* Methods/Species that ignore stock length

| Gear                     | Species         | CPUE  |       |      |      |      |      |      |      |      |       | Avg |        |
|--------------------------|-----------------|-------|-------|------|------|------|------|------|------|------|-------|-----|--------|
|                          |                 | 2013  | 2014  | 2015 | 2016 | 2017 | 2018 | 2019 | 2020 | 2021 | 2022  |     |        |
| AFS std frame net        | Black Bullhead  |       |       |      | 0.1  | 0.3  |      |      |      |      |       |     | 0.20   |
|                          | Black Crappie   |       |       |      | 2.6  | 0.2  |      |      |      |      |       |     | 1.40   |
|                          | Bluegill        |       |       |      | 62.7 | 39.2 |      |      |      |      |       |     | 50.95  |
|                          | Common Carp     |       |       |      | 0.2  | 0.2  |      |      |      |      |       |     | 0.20   |
|                          | Largemouth Bass |       |       |      | 0.0  | 0.0  |      |      |      |      |       |     | 0.00   |
|                          | Northern Pike   |       |       |      | 0.5  | 0.2  |      |      |      |      |       |     | 0.35   |
|                          | Pumpkinseed     |       |       |      | 1.1  | 0.3  |      |      |      |      |       |     | 0.70   |
|                          | Rock Bass       |       |       |      | 0.8  | 2.3  |      |      |      |      |       |     | 1.55   |
|                          | Smallmouth Bass |       |       |      | 0.6  | 0.5  |      |      |      |      |       |     | 0.55   |
|                          | Walleye         |       |       |      | 1.0  | 0.6  |      |      |      |      |       |     | 0.80   |
|                          | White Bass      |       |       |      | 0.3  | 0.0  |      |      |      |      |       |     | 0.15   |
|                          | White Sucker    |       |       |      | 0.1  | 0.1  |      |      |      |      |       |     | 0.10   |
|                          | Yellow Perch    |       |       |      | 1.4  | 0.1  |      |      |      |      |       |     | 0.75   |
| AFS std gill net         | Black Bullhead  |       |       |      | 0.1  | 0.2  | 0.1  | 0.0  | 0.0  | 0.3  | 0.0   |     | 0.10   |
|                          | Black Crappie   |       |       |      | 0.8  | 0.3  | 0.1  | 0.2  | 0.3  | 3.0  | 0.2   |     | 0.70   |
|                          | Bluegill        |       |       |      | 3.8  | 0.9  | 6.5  | 3.5  | 15.9 | 15.5 | 0.9   |     | 6.71   |
|                          | Common Carp     |       |       |      | 0.8  | 0.3  | 0.1  | 0.6  | 0.7  | 0.4  | 0.0   |     | 0.41   |
|                          | Largemouth Bass |       |       |      | 0.1  | 0.3  | 0.0  | 0.1  | 0.0  | 0.2  | 0.1   |     | 0.11   |
|                          | Northern Pike   |       |       |      | 1.2  | 1.3  | 0.3  | 0.3  | 0.4  | 1.1  | 1.5   |     | 0.87   |
|                          | Pumpkinseed     |       |       |      | 0.3  | 0.1  | 0.0  | 0.0  | 0.0  | 0.0  | 0.0   |     | 0.06   |
|                          | Rock Bass       |       |       |      | 0.2  | 0.1  | 0.6  | 0.5  | 0.1  | 0.3  | 0.4   |     | 0.31   |
|                          | Smallmouth Bass |       |       |      | 2.4  | 0.9  | 2.8  | 2.3  | 3.8  | 4.4  | 2.1   |     | 2.67   |
|                          | Walleye         |       |       |      | 7.2  | 1.3  | 3.8  | 1.5  | 1.8  | 3.4  | 1.2   |     | 2.89   |
|                          | White Bass      |       |       |      | 7.6  | 3.0  | 2.1  | 3.9  | 1.4  | 3.4  | 1.9   |     | 3.33   |
|                          | White Sucker    |       |       |      | 2.2  | 3.5  | 1.6  | 1.1  | 0.6  | 1.3  | 1.8   |     | 1.73   |
|                          | Yellow Perch    |       |       |      | 4.9  | 0.9  | 1.0  | 4.8  | 13.2 | 18.9 | 2.9   |     | 6.66   |
| boat shocker (day)       | Smallmouth Bass |       |       |      |      |      |      | 32.0 |      |      |       |     | 32.00  |
| boat shocker (night)     | Walleye*        | 116.0 | 8.0   | 20.0 | 38.5 | 9.0  |      |      |      |      |       |     | 38.30  |
| boat shocker (night, AC) | Largemouth Bass |       | 224.3 |      |      |      |      |      |      |      |       |     | 224.30 |
| boat shocker (night, DC) | Smallmouth Bass |       | 82.0  |      | 86.0 |      |      |      |      |      |       |     | 84.00  |
| fall night EF-WAE*       | Walleye         |       |       |      |      |      | 11.0 | 15.0 |      |      | 182.0 |     | 69.33  |

|                           |                        | CPUE |      |      |      |      |       |      |             |      |      |             |
|---------------------------|------------------------|------|------|------|------|------|-------|------|-------------|------|------|-------------|
| Gear                      | Species                | 2013 | 2014 | 2015 | 2016 | 2017 | 2018  | 2019 | 2020        | 2021 | 2022 | Avg         |
| frame net (std<br>3/4 in) | Black Bullhead         | 0.2  | 0.7  | 0.2  |      |      | 0.3   | 0.3  | 0.3         | 0.2  | 0.5  | 0.34        |
|                           | Black Crappie          | 5.7  | 1.2  | 0.3  |      |      | 4.1   | 0.6  | 2.2         | 0.7  | 0.2  | 1.88        |
|                           | Bluegill               | 54.2 | 31.5 | 26.1 |      |      | 119.1 | 62.8 | 46.0        | 85.4 | 43.2 | 58.54       |
|                           | Channel Catfish        | 0.0  | 0.0  | 0.0  |      |      | 0.1   | 0.0  | 0.0         | 0.0  | 0.0  | 0.01        |
|                           | Common Carp            | 0.0  | 0.0  | 0.0  |      |      | 0.1   | 0.0  | 0.0         | 0.0  | 0.0  | 0.01        |
|                           | Largemouth Bass        | 0.0  | 0.0  | 0.0  |      |      | 0.0   | 0.0  | 0.0         | 0.0  | 0.0  | 0.00        |
|                           | Northern Pike          | 0.4  | 0.3  | 0.6  |      |      | 0.3   | 0.1  | 0.3         | 0.3  | 0.3  | 0.33        |
|                           | Pumpkinseed            | 2.1  | 0.4  | 1.5  |      |      | 0.5   | 0.4  | 0.5         | 1.4  | 1.9  | 1.09        |
|                           | Rock Bass              | 3.8  | 5.3  | 6.4  |      |      | 4.5   | 3.0  | 5.4         | 6.9  | 4.4  | 4.96        |
|                           | Smallmouth Bass        | 3.4  | 3.3  | 2.0  |      |      | 0.8   | 2.6  | 5.2         | 5.3  | 3.0  | 3.20        |
|                           | Sunfish Family         | 0.0  | 0.0  | 0.0  |      |      | 0.0   | 0.0  | 0.0         | 0.0  | 0.0  | 0.00        |
|                           | Walleye                | 0.7  | 0.8  | 0.8  |      |      | 0.1   | 0.1  | 0.2         | 0.1  | 0.1  | 0.36        |
|                           | Western Painted Turtle | 0.0  | 0.0  | 0.0  |      |      | 0.0   | 0.0  | 0.0         | 0.0  | 0.0  | 0.00        |
|                           | White Bass             | 0.1  | 0.2  | 0.3  |      |      | 0.5   | 0.4  | 0.7         | 0.1  | 0.0  | 0.29        |
|                           | White Sucker           | 0.2  | 0.0  | 0.2  |      |      | 0.0   | 0.1  | 0.2         | 0.1  | 0.1  | 0.11        |
| Yellow Perch              | 1.1                    | 0.5  | 0.3  |      |      | 3.8  | 0.7   | 1.0  | 1.6         | 0.5  | 1.19 |             |
| rod and reel              | Bluegill               |      |      |      |      |      |       |      | 4,260<br>.0 |      |      | 4260.<br>00 |
| spring night<br>EF-LMB*   | Largemouth Bass        |      |      |      |      |      | 21.2  |      |             |      | 51.2 | 36.20       |
| std exp gill net          | Black Crappie          | 8.5  | 3.5  | 1.3  |      |      |       |      |             |      |      | 4.43        |
|                           | Bluegill               | 41.8 | 10.3 | 15.5 |      |      |       |      |             |      |      | 22.53       |
|                           | Common Carp            | 0.0  | 0.2  | 0.2  |      |      |       |      |             |      |      | 0.13        |
|                           | Northern Pike          | 1.0  | 1.7  | 0.2  |      |      |       |      |             |      |      | 0.97        |
|                           | Pumpkinseed            | 0.3  | 0.2  | 0.3  |      |      |       |      |             |      |      | 0.27        |
|                           | Rock Bass              | 2.7  | 2.0  | 0.7  |      |      |       |      |             |      |      | 1.80        |
|                           | Smallmouth Bass        | 2.3  | 5.3  | 1.5  |      |      |       |      |             |      |      | 3.03        |
|                           | Walleye                | 8.7  | 8.5  | 8.7  |      |      |       |      |             |      |      | 8.63        |
|                           | White Bass             | 5.8  | 1.3  | 2.0  |      |      |       |      |             |      |      | 3.03        |
|                           | White Sucker           | 2.2  | 4.7  | 1.8  |      |      |       |      |             |      |      | 2.90        |
| Yellow Perch              | 9.7                    | 1.7  | 0.0  |      |      |      |       |      |             |      | 3.80 |             |

## 10-Year Size Structure and Condition Statistics by Gear and Species

Species proportional size distribution (PSD), proportional size distribution of preferred length fish (PSD-P), and relative weight (Wr) collected by different gear types across 10 years.

| Gear              | Species         | Index | Year |      |      |      |      |      |      |      |      |      |  |  |
|-------------------|-----------------|-------|------|------|------|------|------|------|------|------|------|------|--|--|
|                   |                 |       | 2013 | 2014 | 2015 | 2016 | 2017 | 2018 | 2019 | 2020 | 2021 | 2022 |  |  |
| AFS std frame net | Black Crappie   | PSD   |      |      |      | 37   | 40   |      |      |      |      |      |  |  |
|                   |                 | PSD-P |      |      |      | 34   | 20   |      |      |      |      |      |  |  |
|                   |                 | Wr    |      |      |      | 94   | 101  |      |      |      |      |      |  |  |
|                   | Bluegill        | PSD   |      |      |      | 43   | 3    |      |      |      |      |      |  |  |
|                   |                 | PSD-P |      |      |      | 18   | 1    |      |      |      |      |      |  |  |
|                   |                 | Wr    |      |      |      | 104  | 107  |      |      |      |      |      |  |  |
|                   | Largemouth Bass | PSD   |      |      |      | 100  | 0    |      |      |      |      |      |  |  |
|                   |                 | PSD-P |      |      |      | 100  | 0    |      |      |      |      |      |  |  |
|                   |                 | Wr    |      |      |      | 109  |      |      |      |      |      |      |  |  |
|                   | Rock Bass       | PSD   |      |      |      | 55   | 48   |      |      |      |      |      |  |  |
|                   |                 | PSD-P |      |      |      | 10   | 6    |      |      |      |      |      |  |  |
|                   |                 | Wr    |      |      |      | 105  | 101  |      |      |      |      |      |  |  |
|                   | Smallmouth Bass | PSD   |      |      |      | 29   | 25   |      |      |      |      |      |  |  |
|                   |                 | PSD-P |      |      |      | 14   | 8    |      |      |      |      |      |  |  |
|                   |                 | Wr    |      |      |      | 99   | 103  |      |      |      |      |      |  |  |
|                   | Walleye         | PSD   |      |      |      | 30   | 79   |      |      |      |      |      |  |  |
|                   |                 | PSD-P |      |      |      | 0    | 0    |      |      |      |      |      |  |  |
|                   |                 | Wr    |      |      |      | 86   | 91   |      |      |      |      |      |  |  |
|                   | White Bass      | PSD   |      |      |      | 100  | 100  |      |      |      |      |      |  |  |
|                   |                 | PSD-P |      |      |      | 100  | 100  |      |      |      |      |      |  |  |
|                   |                 | Wr    |      |      |      | 86   | 94   |      |      |      |      |      |  |  |
| White Sucker      | PSD             |       |      |      | 100  | 100  |      |      |      |      |      |      |  |  |
|                   | PSD-P           |       |      |      | 100  | 100  |      |      |      |      |      |      |  |  |
|                   | Wr              |       |      |      | 80   | 96   |      |      |      |      |      |      |  |  |
| Yellow Perch      | PSD             |       |      |      | 6    | 0    |      |      |      |      |      |      |  |  |
|                   | PSD-P           |       |      |      | 0    | 0    |      |      |      |      |      |      |  |  |
|                   | Wr              |       |      |      | 82   | 89   |      |      |      |      |      |      |  |  |
| AFS std gill net  | Black Crappie   | PSD   |      |      |      | 90   | 100  | 100  | 50   | 75   | 97   | 100  |  |  |
|                   |                 | PSD-P |      |      |      | 80   | 100  | 100  | 50   | 25   | 42   | 50   |  |  |
|                   |                 | Wr    |      |      |      | 98   | 98   | 93   | 100  | 104  | 104  | 96   |  |  |
|                   | Bluegill        | PSD   |      |      |      | 71   | 82   | 72   | 98   | 77   | 85   | 91   |  |  |
|                   |                 | PSD-P |      |      |      | 38   | 82   | 15   | 21   | 11   | 14   | 64   |  |  |
|                   |                 | Wr    |      |      |      | 110  | 108  | 119  | 116  | 123  | 108  | 114  |  |  |



| Gear                     | Species         | Index | Year |      |      |      |      |      |      |      |      |      |
|--------------------------|-----------------|-------|------|------|------|------|------|------|------|------|------|------|
|                          |                 |       | 2013 | 2014 | 2015 | 2016 | 2017 | 2018 | 2019 | 2020 | 2021 | 2022 |
| AFS std gill net         | Largemouth Bass | PSD   |      |      |      | 100  | 50   |      | 100  |      | 100  | 100  |
|                          |                 | PSD-P |      |      |      | 0    | 0    |      | 100  |      | 100  | 100  |
|                          |                 | Wr    |      |      |      | 121  | 114  |      | 110  |      | 108  | 107  |
|                          | Rock Bass       | PSD   |      |      |      | 50   | 100  | 71   | 100  | 100  | 100  | 60   |
|                          |                 | PSD-P |      |      |      | 50   | 0    | 14   | 50   | 100  | 67   | 40   |
|                          |                 | Wr    |      |      |      | 100  | 103  | 105  | 112  | 105  | 109  | 108  |
|                          | Smallmouth Bass | PSD   |      |      |      | 69   | 73   | 74   | 50   | 24   | 43   | 96   |
|                          |                 | PSD-P |      |      |      | 24   | 45   | 65   | 25   | 11   | 23   | 64   |
|                          |                 | Wr    |      |      |      | 94   | 95   | 97   | 97   | 95   | 96   | 90   |
|                          | Walleye         | PSD   |      |      |      | 52   | 81   | 70   | 83   | 73   | 63   | 79   |
|                          |                 | PSD-P |      |      |      | 1    | 6    | 4    | 11   | 27   | 29   | 36   |
|                          |                 | Wr    |      |      |      | 86   | 83   | 90   | 86   | 85   | 86   | 89   |
|                          | White Bass      | PSD   |      |      |      | 100  | 100  | 100  | 100  | 100  | 100  | 100  |
|                          |                 | PSD-P |      |      |      | 100  | 100  | 100  | 100  | 82   | 100  | 100  |
|                          |                 | Wr    |      |      |      | 89   | 92   | 88   | 86   | 87   | 86   | 86   |
|                          | White Sucker    | PSD   |      |      |      | 100  | 100  | 100  | 100  | 100  | 100  | 100  |
|                          |                 | PSD-P |      |      |      | 100  | 100  | 100  | 100  | 100  | 93   | 100  |
|                          |                 | Wr    |      |      |      | 98   | 102  | 103  | 95   | 98   | 102  | 106  |
|                          | Yellow Perch    | PSD   |      |      |      | 7    | 18   | 0    | 0    | 0    | 7    | 23   |
|                          |                 | PSD-P |      |      |      | 0    | 0    | 0    | 0    | 0    | 0    | 0    |
|                          |                 | Wr    |      |      |      | 95   | 87   | 94   | 97   | 100  | 93   | 93   |
| boat shocker (day)       | Smallmouth Bass | PSD   |      |      |      |      |      |      | 63   |      |      |      |
|                          |                 | PSD-P |      |      |      |      |      |      | 38   |      |      |      |
|                          |                 | Wr    |      |      |      |      |      |      | 93   |      |      |      |
| boat shocker (night)     | Walleye         | PSD   | 0    | 0    | 0    | 0    | 0    |      |      |      |      |      |
|                          |                 | PSD-P | 0    | 0    | 0    | 0    | 0    |      |      |      |      |      |
|                          |                 | Wr    | 95   | 89   | 98   | 96   | 92   |      |      |      |      |      |
| boat shocker (night, AC) | Largemouth Bass | PSD   |      | 71   |      |      |      |      |      |      |      |      |
|                          |                 | PSD-P |      | 32   |      |      |      |      |      |      |      |      |
|                          |                 | Wr    |      | 107  |      |      |      |      |      |      |      |      |
| boat shocker (night, DC) | Smallmouth Bass | PSD   |      | 71   |      | 50   |      |      |      |      |      |      |
|                          |                 | PSD-P |      | 12   |      | 10   |      |      |      |      |      |      |
|                          |                 | Wr    |      | 86   |      | 92   |      |      |      |      |      |      |
| frame net (std 3/4 in)   | Black Crappie   | PSD   | 99   | 100  | 100  |      |      | 10   | 15   | 35   | 85   | 100  |
|                          |                 | PSD-P | 46   | 93   | 100  |      |      | 1    | 8    | 0    | 38   | 80   |

| Gear                      | Species         | Index | Year |      |      |      |      |      |      |      |      |      |
|---------------------------|-----------------|-------|------|------|------|------|------|------|------|------|------|------|
|                           |                 |       | 2013 | 2014 | 2015 | 2016 | 2017 | 2018 | 2019 | 2020 | 2021 | 2022 |
| frame net (std<br>3/4 in) | Black Crappie   | Wr    | 100  | 95   | 98   |      |      | 104  | 105  | 107  | 102  | 96   |
|                           | Bluegill        | PSD   | 68   | 46   | 42   |      |      | 20   | 17   | 19   | 51   | 52   |
|                           |                 | PSD-P | 32   | 27   | 21   |      |      | 5    | 3    | 2    | 17   | 20   |
|                           |                 | Wr    | 104  | 103  | 105  |      |      | 104  | 103  | 110  | 105  | 103  |
|                           | Largemouth Bass | PSD   |      |      |      |      |      | 0    |      |      |      |      |
|                           |                 | PSD-P |      |      |      |      |      | 0    |      |      |      |      |
|                           | Rock Bass       | PSD   | 63   | 51   | 25   |      |      | 41   | 51   | 61   | 64   | 61   |
|                           |                 | PSD-P | 22   | 11   | 5    |      |      | 13   | 14   | 8    | 10   | 25   |
|                           |                 | Wr    | 98   | 102  | 105  |      |      | 101  | 102  | 103  | 107  | 105  |
|                           | Smallmouth Bass | PSD   | 46   | 41   | 33   |      |      | 41   | 14   | 6    | 15   | 19   |
|                           |                 | PSD-P | 21   | 18   | 14   |      |      | 24   | 5    | 4    | 2    | 3    |
|                           |                 | Wr    | 90   | 93   | 97   |      |      | 100  | 100  | 99   | 98   | 91   |
|                           | Walleye         | PSD   | 29   | 44   | 58   |      |      | 100  | 100  | 100  | 0    | 67   |
|                           |                 | PSD-P | 12   | 17   | 21   |      |      | 100  | 50   | 100  | 0    | 33   |
|                           |                 | Wr    | 82   | 83   | 80   |      |      | 83   | 90   | 83   | 83   |      |
|                           | White Bass      | PSD   | 100  | 100  | 100  |      |      | 100  | 100  | 100  | 100  |      |
|                           |                 | PSD-P | 100  | 100  | 100  |      |      | 100  | 100  | 94   | 100  |      |
|                           |                 | Wr    | 86   | 88   | 85   |      |      | 89   | 84   | 83   | 82   |      |
|                           | White Sucker    | PSD   | 100  | 100  | 100  |      |      |      | 100  | 100  | 100  | 100  |
|                           |                 | PSD-P | 80   | 100  | 100  |      |      |      | 100  | 100  | 100  | 100  |
|                           | Wr              | 93    |      | 92   |      |      |      | 87   | 92   | 94   |      |      |
| Yellow Perch              | PSD             | 8     | 33   | 0    |      |      | 3    | 0    | 0    | 0    | 23   |      |
|                           | PSD-P           | 0     | 0    | 0    |      |      | 0    | 0    | 0    | 0    | 0    |      |
|                           | Wr              | 85    | 81   | 88   |      |      | 84   | 83   | 97   | 83   | 81   |      |
| rod and reel              | Bluegill        | PSD   |      |      |      |      |      |      |      | 100  |      |      |
|                           |                 | PSD-P |      |      |      |      |      |      |      | 52   |      |      |
| spring night<br>EF-LMB    | Largemouth Bass | PSD   |      |      |      |      |      | 82   |      |      |      | 90   |
|                           |                 | PSD-P |      |      |      |      |      | 23   |      |      |      | 41   |
|                           |                 | Wr    |      |      |      |      |      | 105  |      |      |      | 100  |
| std exp gill net          | Black Crappie   | PSD   | 100  | 100  | 100  |      |      |      |      |      |      |      |
|                           |                 | PSD-P | 65   | 90   | 100  |      |      |      |      |      |      |      |
|                           |                 | Wr    | 104  | 101  | 101  |      |      |      |      |      |      |      |
|                           | Bluegill        | PSD   | 91   | 97   | 94   |      |      |      |      |      |      |      |
|                           |                 | PSD-P | 26   | 47   | 73   |      |      |      |      |      |      |      |
|                           |                 | Wr    | 107  | 107  | 113  |      |      |      |      |      |      |      |
|                           | Rock Bass       | PSD   | 88   | 83   | 75   |      |      |      |      |      |      |      |

| Gear             | Species         | Index | Year |      |      |      |      |      |      |      |      |      |
|------------------|-----------------|-------|------|------|------|------|------|------|------|------|------|------|
|                  |                 |       | 2013 | 2014 | 2015 | 2016 | 2017 | 2018 | 2019 | 2020 | 2021 | 2022 |
| std exp gill net | Rock Bass       | PSD-P | 19   | 8    | 25   |      |      |      |      |      |      |      |
|                  |                 | Wr    | 103  | 102  | 108  |      |      |      |      |      |      |      |
|                  | Smallmouth Bass | PSD   | 21   | 28   | 56   |      |      |      |      |      |      |      |
|                  |                 | PSD-P | 14   | 19   | 0    |      |      |      |      |      |      |      |
|                  |                 | Wr    | 93   | 96   | 94   |      |      |      |      |      |      |      |
|                  | Walleye         | PSD   | 21   | 16   | 10   |      |      |      |      |      |      |      |
|                  |                 | PSD-P | 17   | 4    | 2    |      |      |      |      |      |      |      |
|                  |                 | Wr    | 80   | 82   | 83   |      |      |      |      |      |      |      |
|                  | White Bass      | PSD   | 100  | 100  | 100  |      |      |      |      |      |      |      |
|                  |                 | PSD-P | 83   | 100  | 100  |      |      |      |      |      |      |      |
|                  |                 | Wr    | 87   | 88   | 89   |      |      |      |      |      |      |      |
|                  | White Sucker    | PSD   | 100  | 100  | 100  |      |      |      |      |      |      |      |
|                  |                 | PSD-P | 100  | 100  | 100  |      |      |      |      |      |      |      |
|                  |                 | Wr    | 100  | 102  | 101  |      |      |      |      |      |      |      |
|                  | Yellow Perch    | PSD   | 2    | 10   | 0    |      |      |      |      |      |      |      |
|                  |                 | PSD-P | 0    | 0    | 0    |      |      |      |      |      |      |      |
|                  |                 | Wr    | 92   | 92   |      |      |      |      |      |      |      |      |

## Length at Capture

Mean length at capture by age across years sampled, sample size (N).

Species: Bluegill

| Mean Length (expanded sample number) at capture by age |      |             |              |               |              |              |              |              |             |             |             |
|--|------|-------------|--------------|---------------|--------------|--------------|--------------|--------------|-------------|-------------|-------------|
| Year   | N    | 1           | 2            | 3             | 4            | 5            | 6            | 7            | 8           | 9           | 10+         |
| 2022   | 1035 |             | 87<br>(6)    | 102<br>(159)  | 116<br>(212) | 161<br>(192) | 182<br>(309) | 200<br>(156) | 154<br>(4)  |             | 241<br>(2)  |
| 2021   | 1707 |             |              | 100<br>(238)  | 132<br>(572) | 170<br>(565) | 200<br>(294) | 203<br>(23)  | 244<br>(7)  | 234<br>(10) |             |
| 2020   | 1003 |             | 91<br>(22)   | 117<br>(339)  | 126<br>(505) | 158<br>(135) | 201<br>(4)   |              |             |             |             |
| 2019   | 1438 |             | 94<br>(21)   | 100<br>(455)  | 127<br>(917) | 150<br>(20)  | 205<br>(24)  |              |             |             |             |
| 2018   | 2513 |             | 85<br>(42)   | 110<br>(1952) | 146<br>(208) | 186<br>(252) | 223<br>(16)  | 237<br>(16)  | 241<br>(19) |             | 250<br>(11) |
| 2017   | 2228 |             | 75<br>(1923) | 123<br>(74)   | 125<br>(158) | 136<br>(66)  | 204<br>(1)   | 249<br>(1)   |             | 245<br>(4)  | 242<br>(2)  |
| 2016   | 2140 | 68<br>(636) | 100<br>(206) | 95<br>(582)   | 161<br>(338) | 198<br>(248) | 215<br>(85)  | 243<br>(8)   | 233<br>(17) | 256<br>(8)  | 246<br>(14) |
| 2015   | 636  | 77<br>(6)   | 77<br>(3)    | 93<br>(327)   | 163<br>(122) | 187<br>(61)  | 205<br>(22)  | 224<br>(81)  | 226<br>(10) | 224<br>(5)  | 242<br>(1)  |
| 2014   | 757  |             | 96<br>(125)  | 109<br>(209)  | 144<br>(101) | 196<br>(92)  | 200<br>(155) | 198<br>(76)  | 234<br>(1)  | 234<br>(1)  |             |
| 2013   | 1323 | 94<br>(12)  | 84<br>(91)   | 116<br>(328)  | 173<br>(124) | 190<br>(249) | 199<br>(431) | 201<br>(77)  | 214<br>(14) |             |             |

Species: Largemouth Bass

| Mean Length (expanded sample number) at capture by age |     |   |   |             |             |            |             |            |             |             |             |
|--|-----|---|---|-------------|-------------|------------|-------------|------------|-------------|-------------|-------------|
| Year   | N   | 1 | 2 | 3           | 4           | 5          | 6           | 7          | 8           | 9           | 10+         |
| 2022   | 18  |   |   | 270<br>(3)  | 319<br>(14) | 344<br>(1) |             |            |             |             |             |
| 2018   | 22  |   |   | 208<br>(2)  | 249<br>(2)  | 327<br>(7) | 363<br>(1)  | 366<br>(4) | 380<br>(5)  |             | 420<br>(1)  |
| 2014   | 223 |   |   | 246<br>(26) | 304<br>(97) | 315<br>(8) | 337<br>(22) | 381<br>(3) | 405<br>(10) | 426<br>(32) | 427<br>(25) |

Species: Smallmouth Bass

| Mean Length (expanded sample number) at capture by age |    |   |            |             |             |             |             |            |            |            |     |
|--|----|---|------------|-------------|-------------|-------------|-------------|------------|------------|------------|-----|
| Year   | N  | 1 | 2          | 3           | 4           | 5           | 6           | 7          | 8          | 9          | 10+ |
| 2019   | 22 |   | 191<br>(5) | 255<br>(7)  | 318<br>(6)  | 346<br>(3)  | 355<br>(1)  |            |            |            |     |
| 2016   | 86 |   | 181<br>(1) | 221<br>(30) | 258<br>(13) | 299<br>(20) | 327<br>(10) | 359<br>(6) | 401<br>(6) |            |     |
| 2014   | 82 |   |            | 202<br>(2)  | 264<br>(15) | 293<br>(17) | 304<br>(36) | 332<br>(8) | 403<br>(4) | 460<br>(1) |     |

Species: Walleye

| Mean Length (expanded sample number) at capture by age |    |            |             |             |             |             |             |             |            |             |             |
|--|----|------------|-------------|-------------|-------------|-------------|-------------|-------------|------------|-------------|-------------|
| Year   | N  | 1          | 2           | 3           | 4           | 5           | 6           | 7           | 8          | 9           | 10+         |
| 2022   | 15 | 211<br>(2) |             | 368<br>(4)  | 426<br>(1)  |             | 545<br>(1)  | 520<br>(1)  |            | 496<br>(1)  | 532<br>(5)  |
| 2021   | 43 | 223<br>(4) | 319<br>(12) | 404<br>(7)  | 456<br>(3)  | 556<br>(1)  | 527<br>(3)  |             | 556<br>(2) |             | 527<br>(11) |
| 2020   | 28 | 214<br>(6) | 322<br>(6)  | 420<br>(1)  | 447<br>(2)  | 477<br>(5)  | 485<br>(1)  |             |            | 528<br>(2)  | 575<br>(5)  |
| 2019   | 21 | 233<br>(4) | 325<br>(2)  | 424<br>(2)  | 479<br>(3)  |             | 480<br>(4)  |             | 524<br>(1) | 456<br>(1)  | 500<br>(4)  |
| 2018   | 47 | 218<br>(1) | 316<br>(5)  | 366<br>(10) | 380<br>(2)  | 434<br>(7)  |             | 443<br>(8)  | 420<br>(2) | 462<br>(11) | 672<br>(1)  |
| 2017   | 17 |            | 281<br>(2)  | 151<br>(1)  | 410<br>(4)  |             | 392<br>(3)  |             | 438<br>(7) |             |             |
| 2016   | 88 | 248<br>(2) | 281<br>(4)  | 331<br>(11) | 366<br>(1)  | 381<br>(28) | 398<br>(7)  | 386<br>(36) |            |             | 625<br>(1)  |
| 2015   | 54 |            | 256<br>(6)  |             | 329<br>(7)  | 360<br>(3)  | 354<br>(37) |             |            |             | 681<br>(1)  |
| 2014   | 55 | 187<br>(4) |             | 278<br>(4)  |             | 356<br>(45) |             |             |            |             | 584<br>(2)  |
| 2013   | 56 |            | 224<br>(6)  | 288<br>(10) | 334<br>(30) |             |             | 559<br>(1)  | 565<br>(1) | 559<br>(1)  | 581<br>(7)  |

Species: Yellow Perch

| Mean Length (expanded sample number) at capture by age |     |             |              |              |             |             |            |            |            |   |     |
|--|-----|-------------|--------------|--------------|-------------|-------------|------------|------------|------------|---|-----|
| Year   | N   | 1           | 2            | 3            | 4           | 5           | 6          | 7          | 8          | 9 | 10+ |
| 2022   | 36  |             | 114<br>(1)   | 152<br>(9)   | 188<br>(21) | 212<br>(5)  |            |            |            |   |     |
| 2021   | 227 |             | 139<br>(14)  | 167<br>(146) | 175<br>(67) |             |            |            |            |   |     |
| 2020   | 158 |             | 148<br>(118) | 170<br>(40)  |             |             |            |            |            |   |     |
| 2019   | 57  |             | 147<br>(57)  |              |             |             |            |            |            |   |     |
| 2017   | 11  |             |              | 161<br>(4)   | 192<br>(2)  | 189<br>(3)  |            | 197<br>(1) | 206<br>(1) |   |     |
| 2016   | 59  | 136<br>(1)  | 147<br>(40)  | 171<br>(13)  | 199<br>(2)  |             | 222<br>(1) | 205<br>(1) | 240<br>(1) |   |     |
| 2015   | 11  | 100<br>(10) | 97<br>(1)    |              |             |             |            |            |            |   |     |
| 2014   | 19  | 97<br>(7)   | 110<br>(2)   |              | 155<br>(1)  | 184<br>(3)  | 195<br>(6) |            |            |   |     |
| 2013   | 70  | 97<br>(11)  | 112<br>(1)   | 142<br>(2)   | 158<br>(21) | 169<br>(32) | 169<br>(4) |            |            |   |     |

## Fish Condition

Mean relative weight (Wr) by sample size (N), length category stock to quality (S-Q), quality to preferred (Q-P), preferred to memorable (P-M), and memorable (M) for species collected across survey years with standard error (SE).

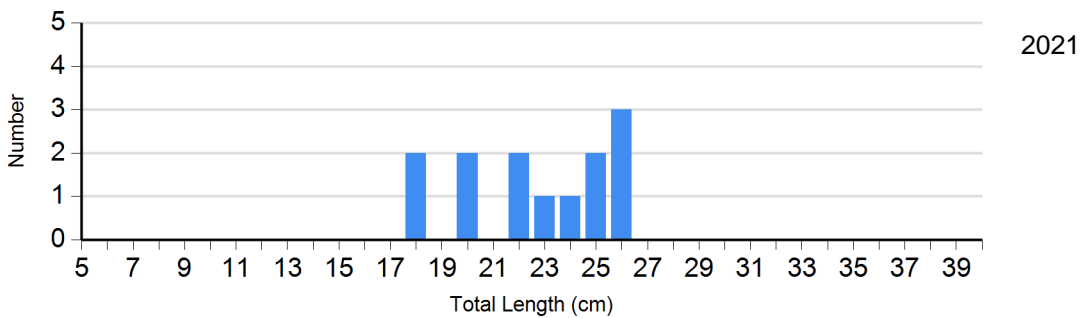
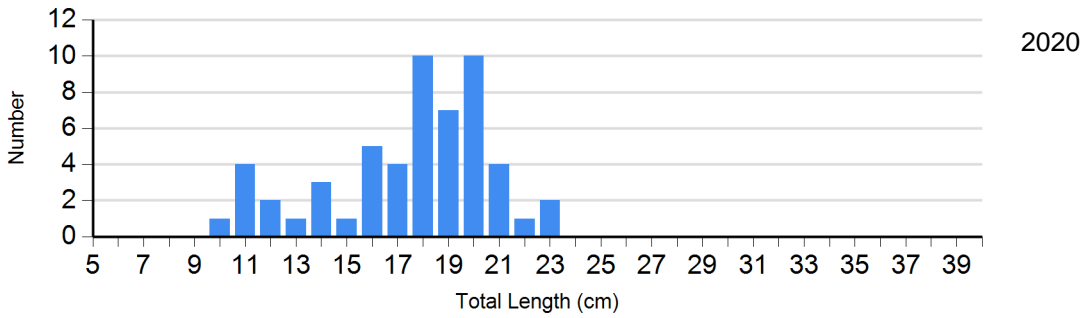
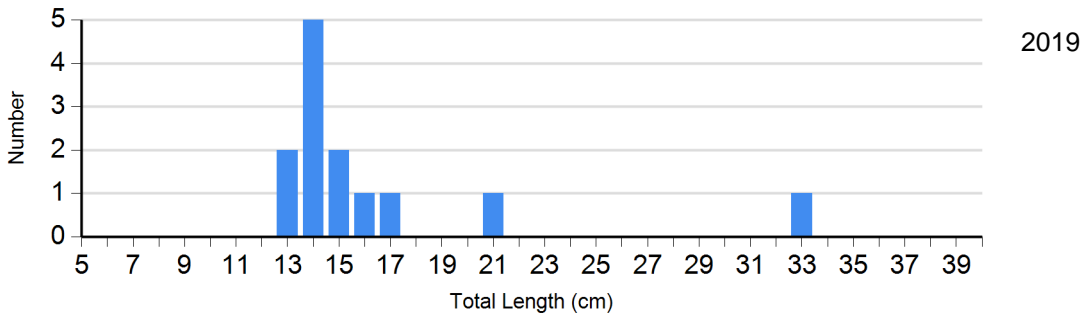
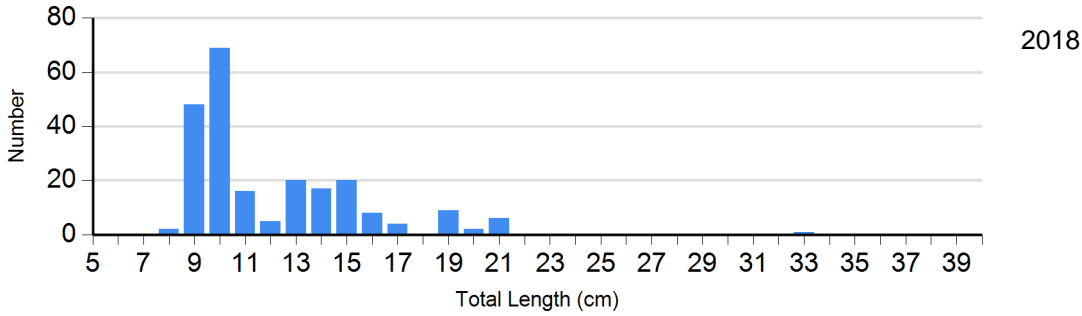
| Species                            | Year | Length Groups |              |     |              |     |              |    |              |
|------------------------------------|------|---------------|--------------|-----|--------------|-----|--------------|----|--------------|
|                                    |      | S-Q           |              | Q-P |              | P-M |              | M  |              |
|                                    |      | N             | Wr (SE)      | N   | Wr (SE)      | N   | Wr (SE)      | N  | Wr (SE)      |
| Black Crappie<br>Frame Net         | 2018 | 78            | 104<br>(2.2) | 8   | 102<br>(2.0) | 0   |              | 1  |              |
|                                    | 2019 | 11            | 107<br>(2.4) | 1   | 105          | 0   |              | 1  | 84           |
|                                    | 2020 | 31            | 108<br>(1.3) | 17  | 105<br>(1.8) | 0   |              | 0  |              |
|                                    | 2021 | 2             | 105<br>(1.4) | 6   | 105<br>(1.3) | 5   | 99<br>(3.8)  | 0  |              |
|                                    | 2022 | 0             |              | 1   | 112          | 3   | 96           | 1  | 80           |
| Bluegill<br>Frame Net              | 2018 | 1997          | 102<br>(0.5) | 383 | 110<br>(0.7) | 109 | 107<br>(1.0) | 13 | 104<br>(3.5) |
|                                    | 2019 | 1195          | 101<br>(0.5) | 208 | 113<br>(0.8) | 40  | 114<br>(1.4) | 1  |              |
|                                    | 2020 | 814           | 109<br>(0.6) | 180 | 113<br>(1.7) | 16  | 108<br>(1.2) | 1  | 124          |
|                                    | 2021 | 837           | 100<br>(0.7) | 584 | 108<br>(0.4) | 286 | 103<br>(0.5) | 0  |              |
|                                    | 2022 | 495           | 100<br>(1.0) | 336 | 102<br>(0.8) | 204 | 108<br>(1.2) | 1  | 123          |
| Largemouth Bass<br>Electro Fishing | 2018 | 4             | 117<br>(3.0) | 13  | 101<br>(2.2) | 5   | 104<br>(0.5) | 0  |              |
|                                    | 2022 | 5             | 111<br>(6.5) | 25  | 101<br>(1.6) | 21  | 97<br>(1.5)  | 0  |              |
| Smallmouth Bass<br>Electro Fishing | 2019 | 12            | 91<br>(1.7)  | 8   | 92<br>(1.4)  | 12  | 96<br>(1.6)  | 0  |              |
| Walleye<br>Gill Net                | 2018 | 14            | 94<br>(1.5)  | 30  | 88<br>(0.8)  | 1   | 87           | 1  | 79           |
|                                    | 2019 | 3             | 85<br>(2.1)  | 13  | 87<br>(1.5)  | 2   | 81<br>(5.9)  | 0  |              |
|                                    | 2020 | 6             | 83<br>(1.3)  | 10  | 86<br>(1.8)  | 5   | 86<br>(3.3)  | 1  | 68           |
|                                    | 2021 | 15            | 89<br>(2.7)  | 14  | 85<br>(1.3)  | 12  | 84<br>(1.4)  | 0  |              |
|                                    | 2022 | 3             | 94<br>(1.4)  | 6   | 88<br>(1.2)  | 5   | 88<br>(4.6)  | 0  |              |
| White Bass<br>Gill Net             | 2018 | 0             |              | 0   |              | 5   | 92<br>(2.1)  | 20 | 88<br>(1.1)  |
|                                    | 2019 | 0             |              | 0   |              | 2   | 90<br>(2.1)  | 45 | 86<br>(0.6)  |
|                                    | 2020 | 0             |              | 3   | 100<br>(3.0) | 0   |              | 14 | 84<br>(1.0)  |
|                                    | 2021 | 0             |              | 0   |              | 2   | 97<br>(0.2)  | 39 | 85<br>(0.8)  |

| Species                  | Year | Length Groups |              |     |             |     |              |    |              |
|--------------------------|------|---------------|--------------|-----|-------------|-----|--------------|----|--------------|
|                          |      | S-Q           |              | Q-P |             | P-M |              | M  |              |
|                          |      | N             | Wr (SE)      | N   | Wr (SE)     | N   | Wr (SE)      | N  | Wr (SE)      |
| White Bass<br>Gill Net   | 2022 | 0             |              | 0   |             | 2   | 95<br>(3.3)  | 21 | 85<br>(1.0)  |
| White Sucker<br>Gill Net | 2018 | 0             |              | 0   |             | 0   |              | 19 | 103<br>(1.9) |
|                          | 2019 | 0             |              | 0   |             | 0   |              | 13 | 95<br>(1.5)  |
|                          | 2020 | 0             |              | 0   |             | 3   | 104<br>(2.2) | 4  | 94<br>(3.5)  |
|                          | 2021 | 0             |              | 1   | 98          | 0   |              | 14 | 102<br>(1.9) |
|                          | 2022 | 0             |              | 0   |             | 4   | 99<br>(4.0)  | 18 | 108<br>(2.2) |
| Yellow Perch<br>Gill Net | 2018 | 12            | 94<br>(2.1)  | 0   |             | 0   |              | 0  |              |
|                          | 2019 | 57            | 97<br>(0.8)  | 0   |             | 0   |              | 0  |              |
|                          | 2020 | 158           | 100<br>(0.6) | 0   |             | 0   |              | 0  |              |
|                          | 2021 | 211           | 93<br>(0.5)  | 16  | 93<br>(1.2) | 0   |              | 0  |              |
|                          | 2022 | 27            | 94<br>(1.1)  | 8   | 91<br>(1.2) | 0   |              | 0  |              |

# Length Frequency Distribution

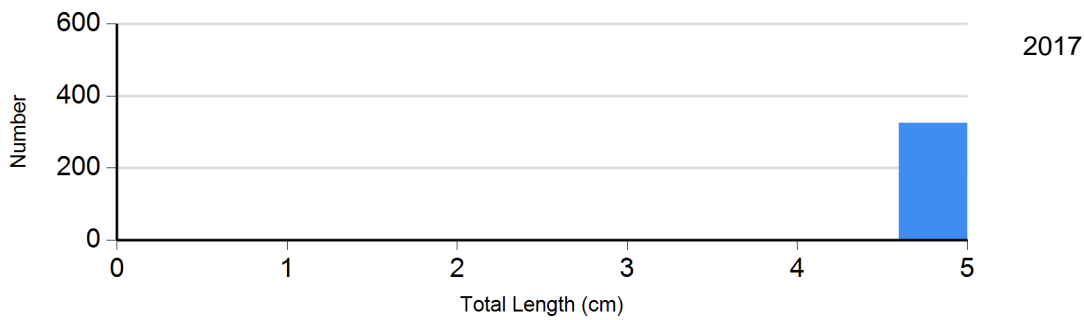
Length frequency histogram of species sampled by year.

Species: Black Crappie  
Gear: frame net (std 3/4 in)

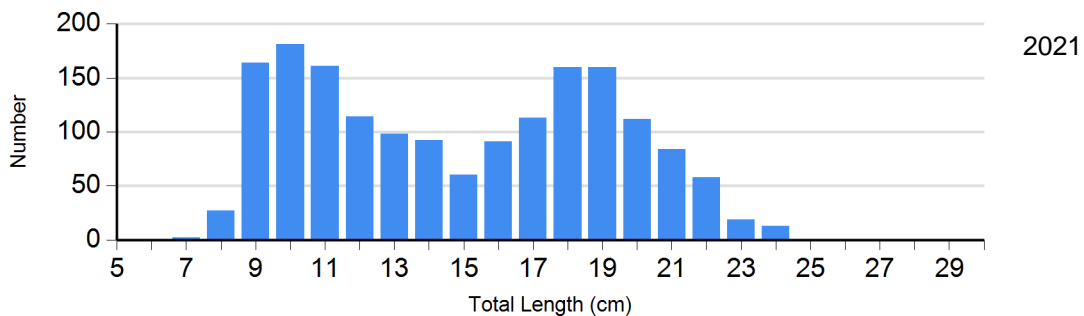
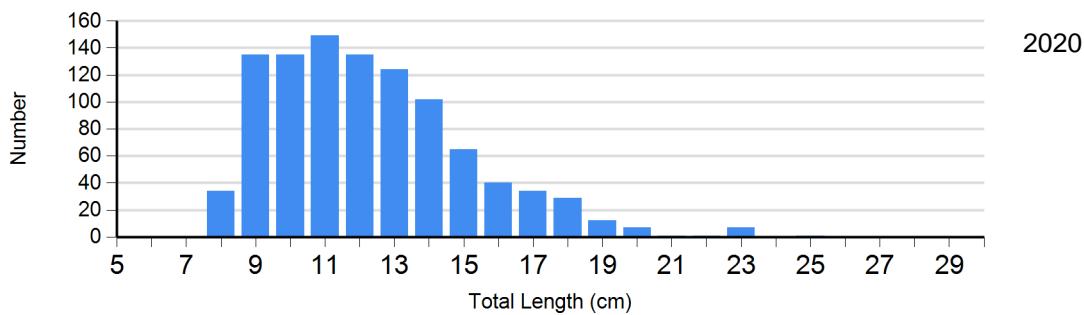
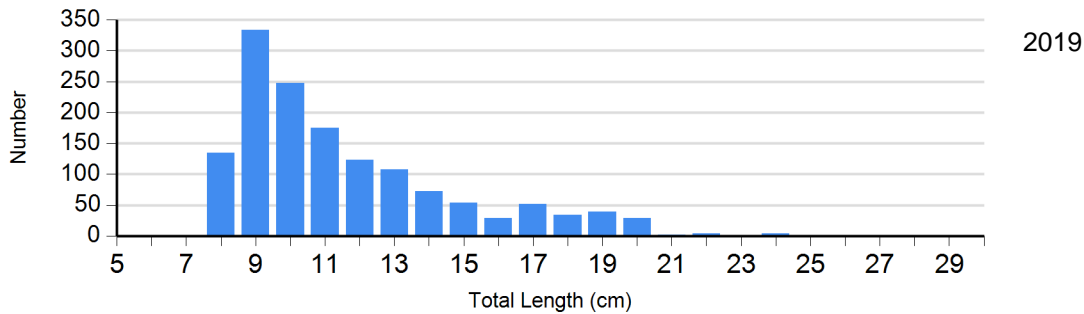
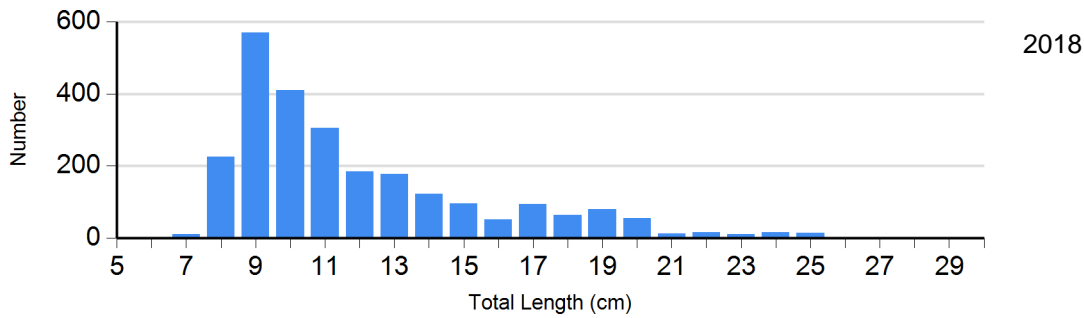


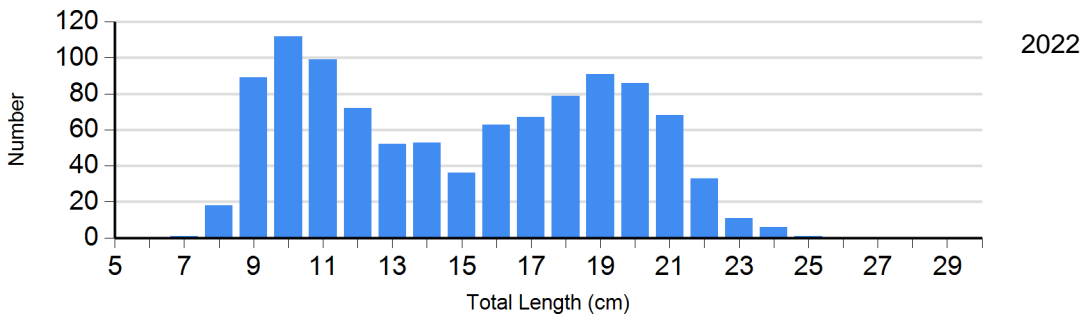


Species: Bluegill  
Gear: AFS std frame net

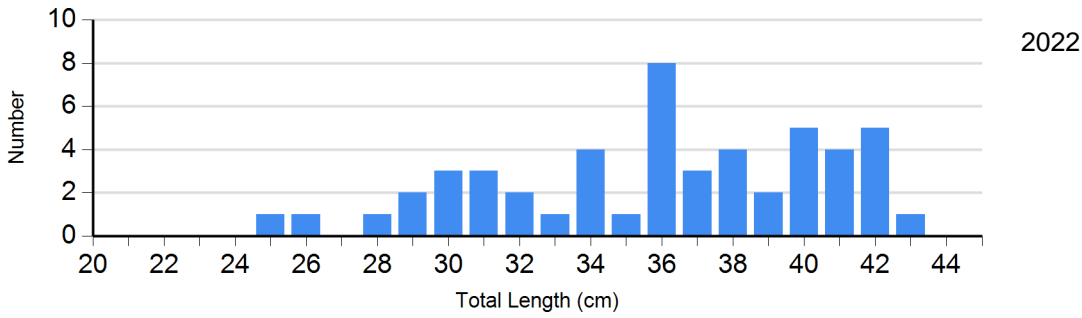
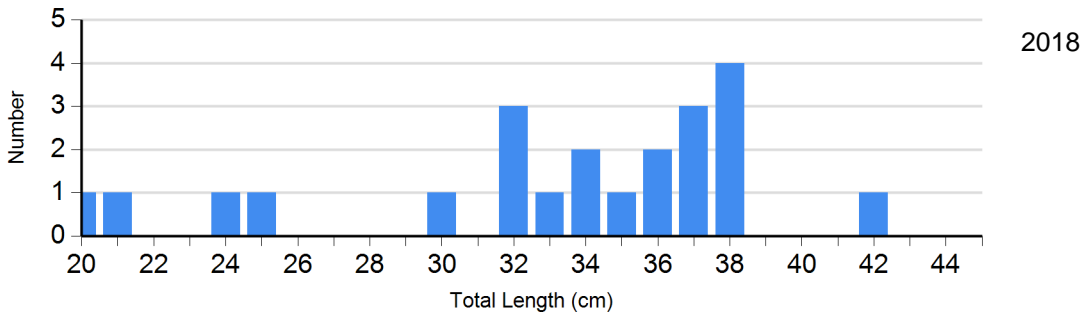


Species: Bluegill  
Gear: frame net (std 3/4 in)

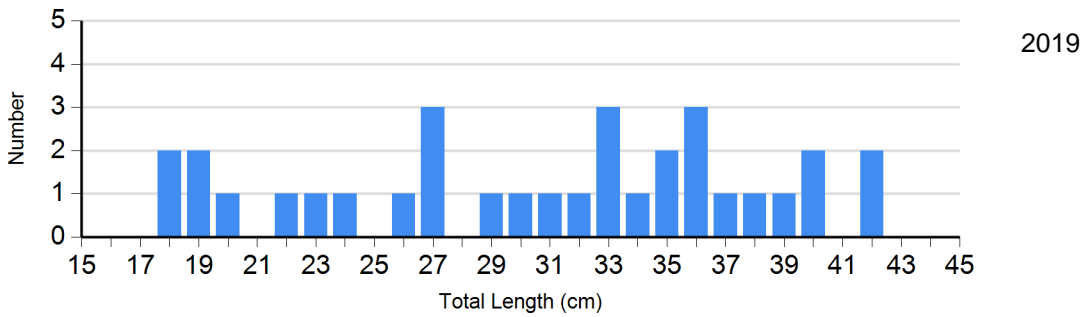




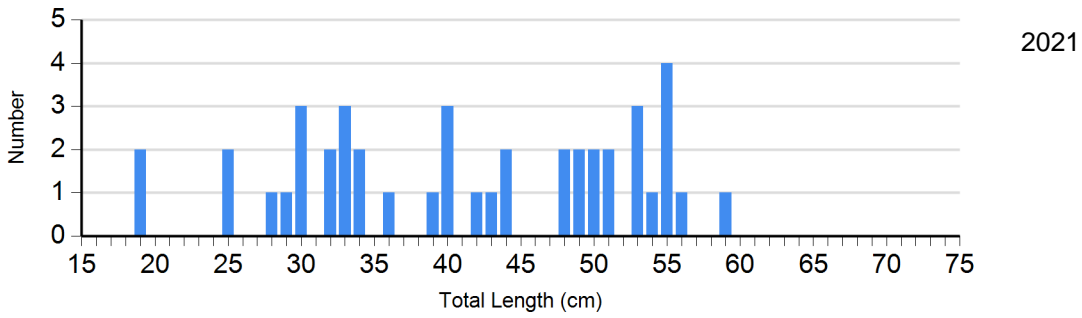
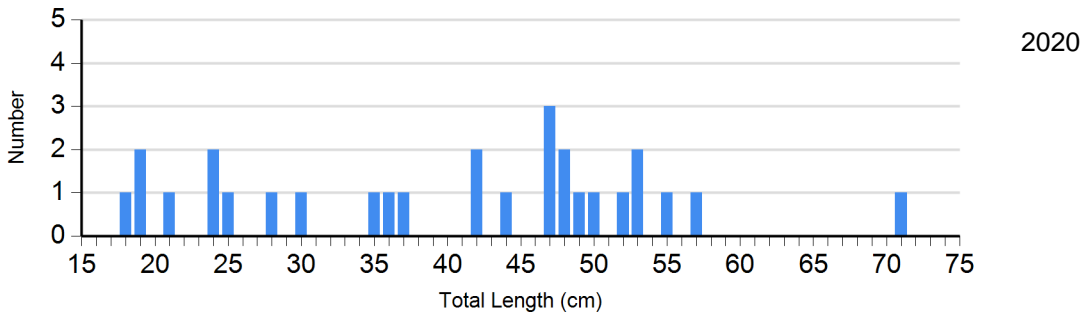
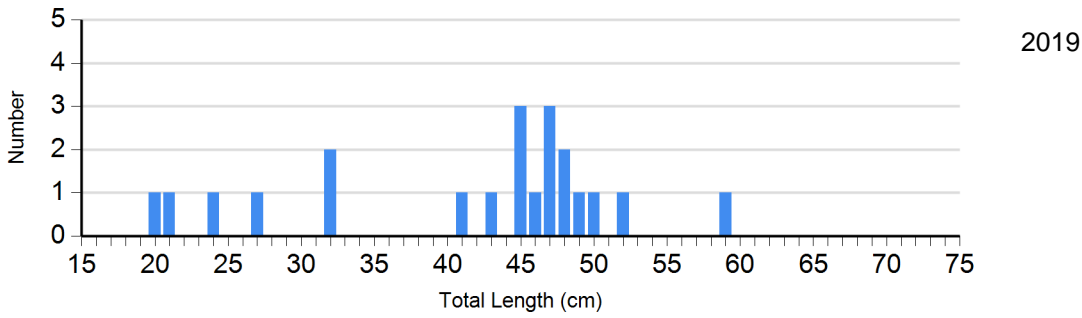
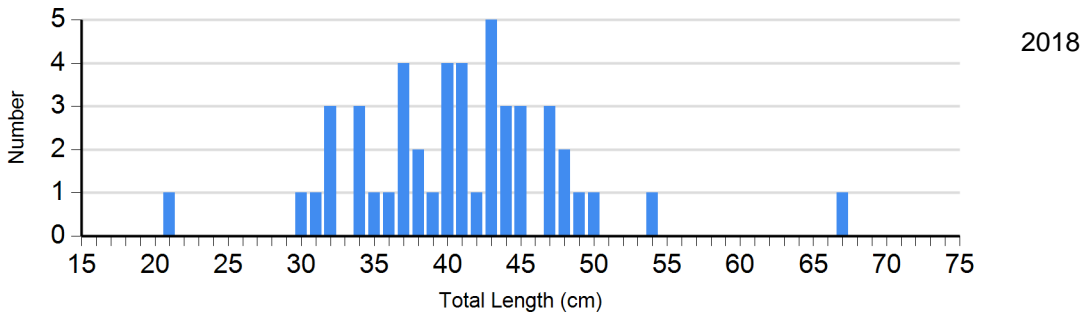
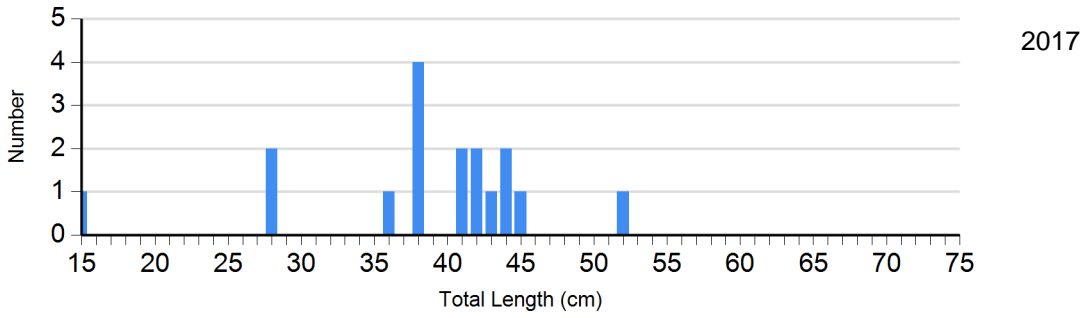
Species: Largemouth Bass  
 Gear: spring night EF-LMB

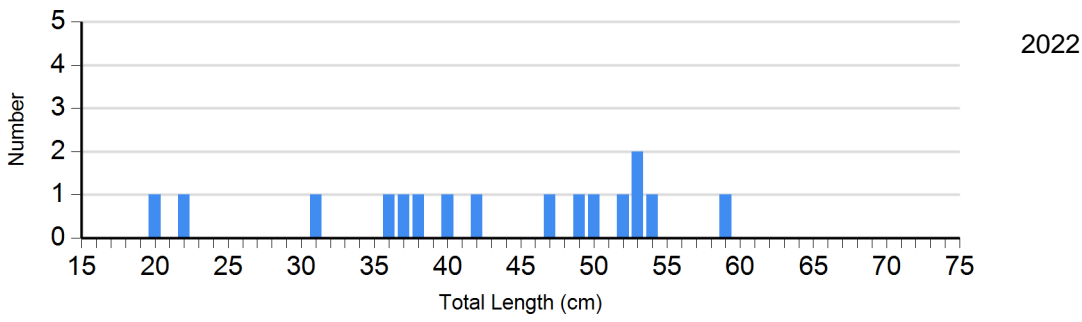


Species: Smallmouth Bass  
 Gear: boat shocker (day)

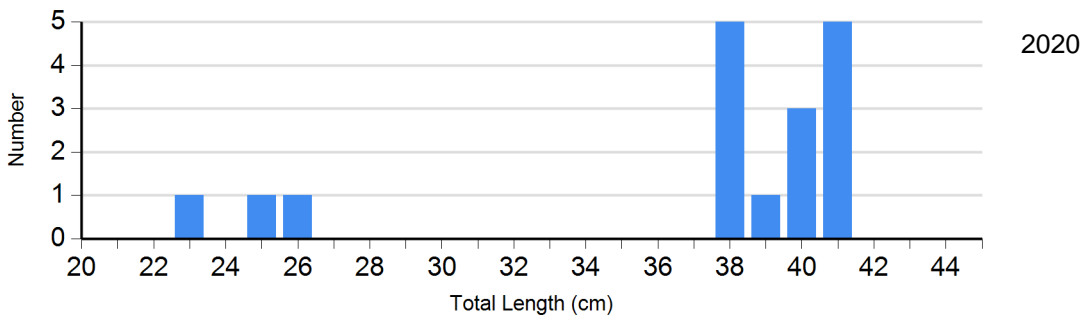
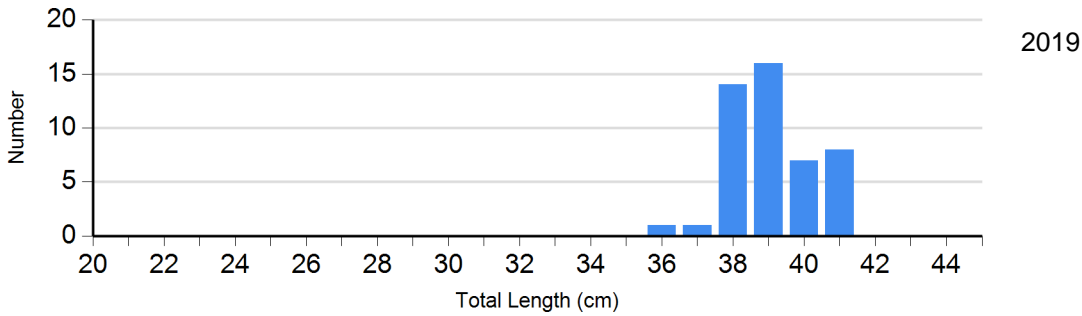
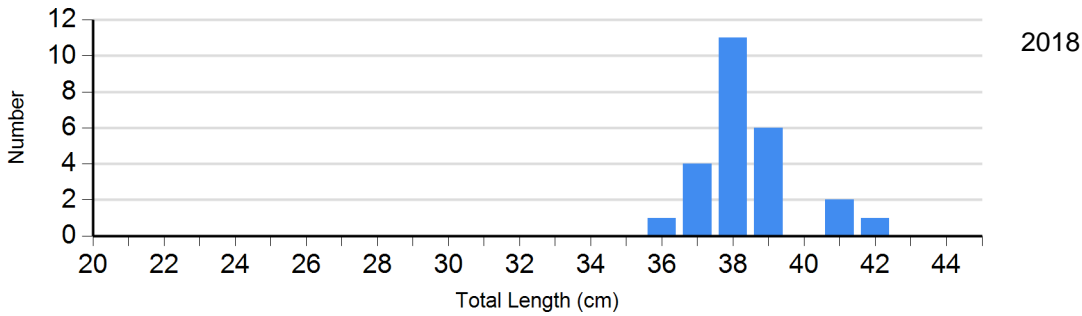
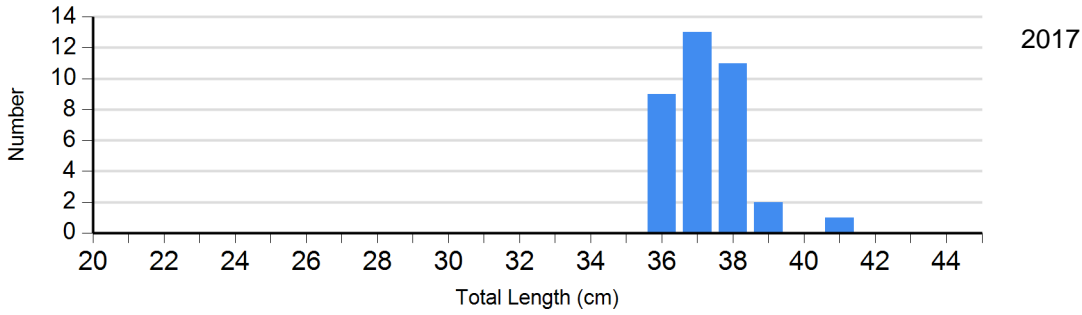


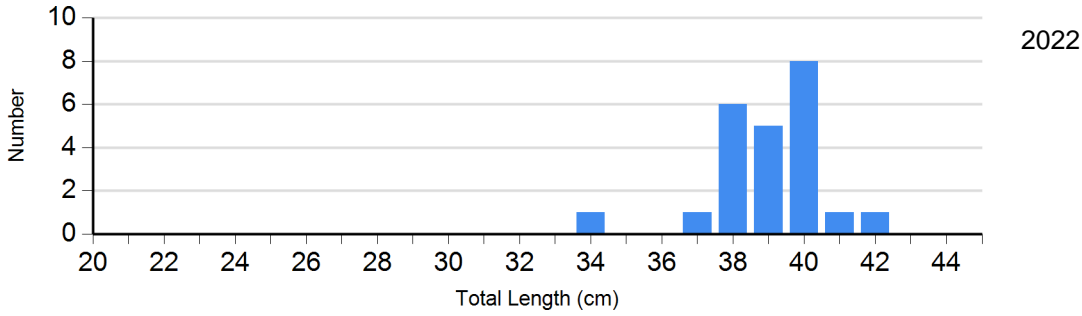
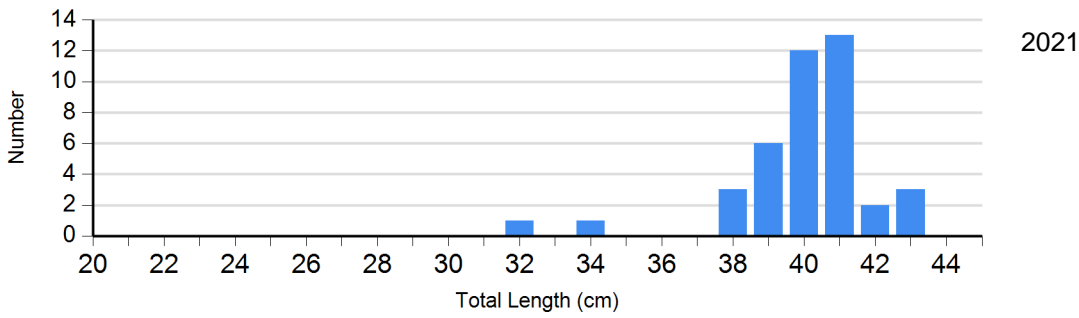
Species: Walleye  
Gear: AFS std gill net



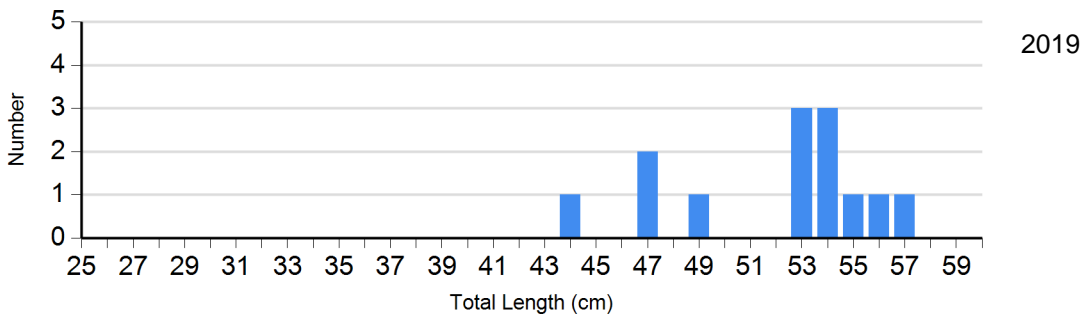
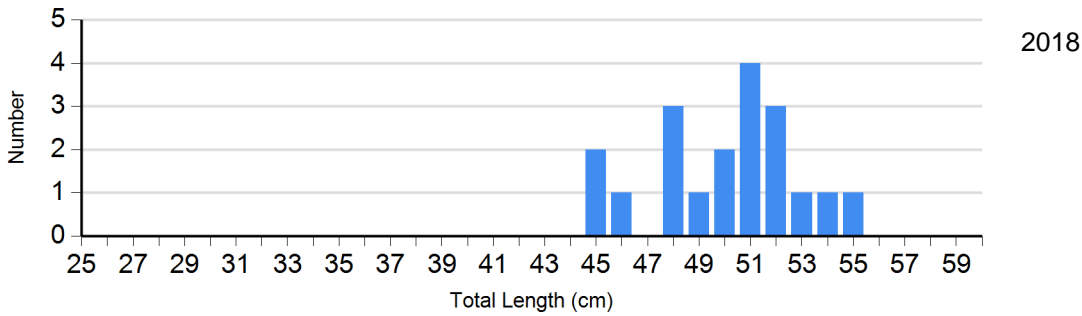
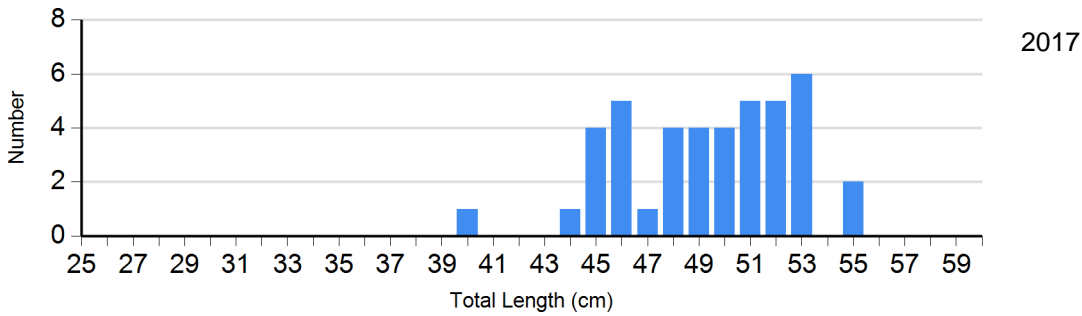


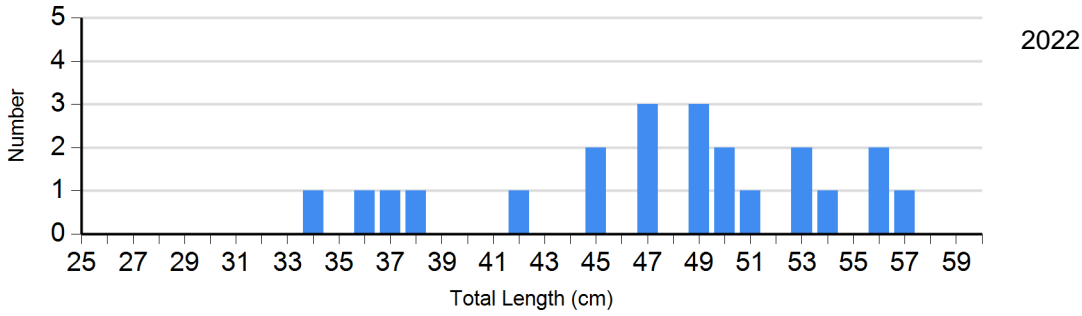
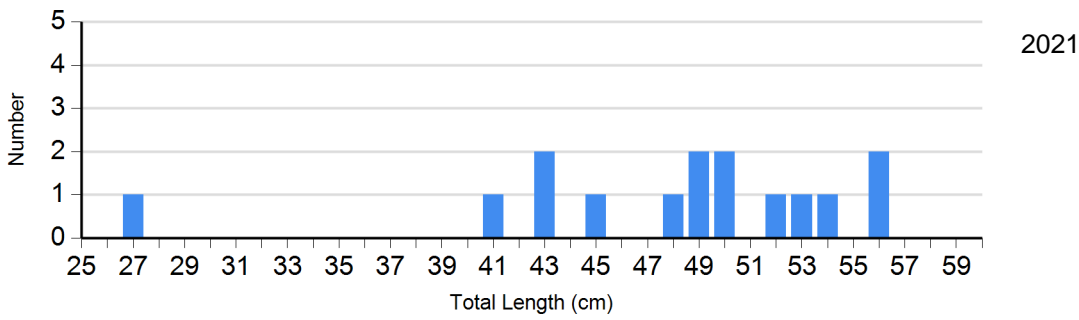
Species: White Bass  
Gear: AFS std gill net



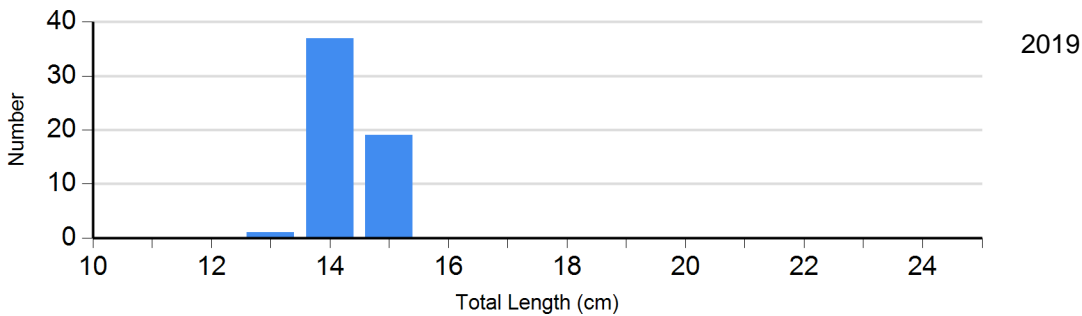
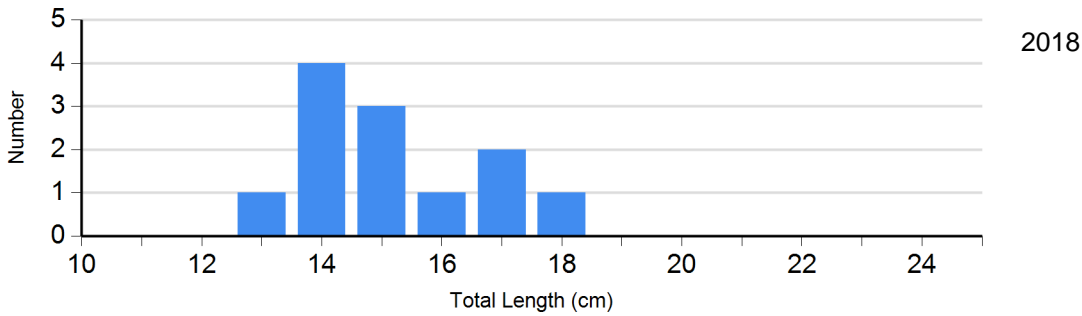
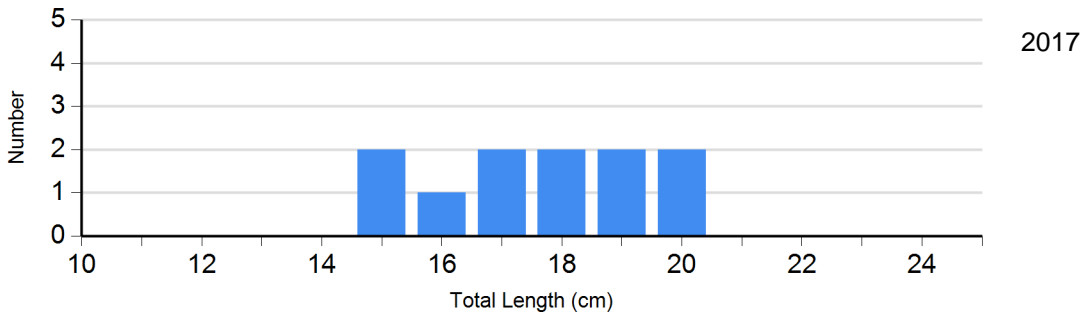


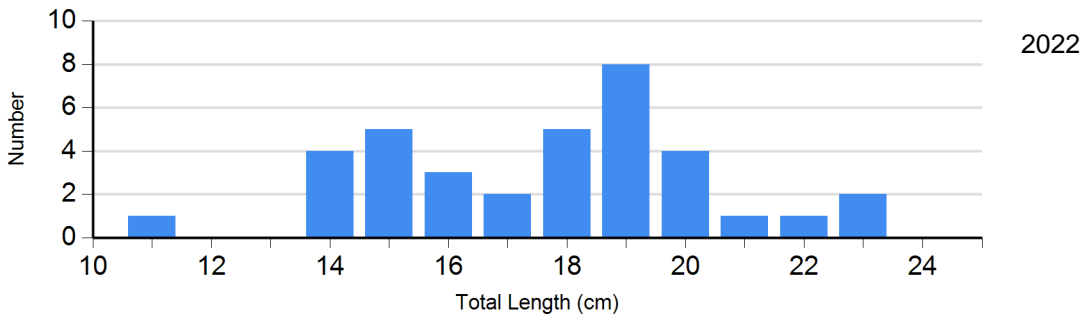
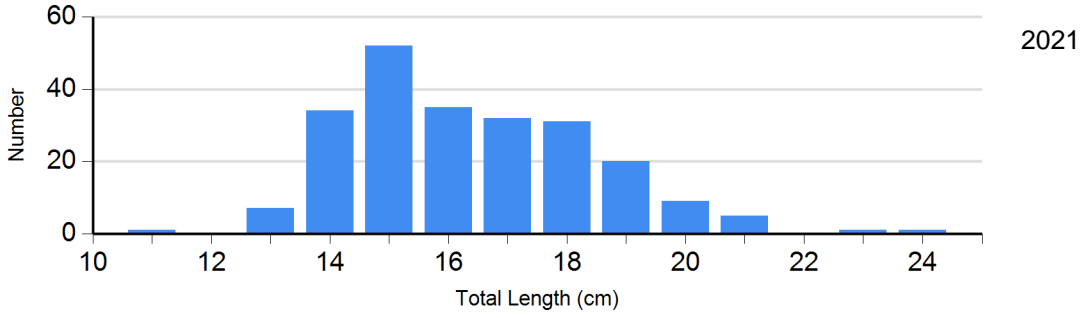
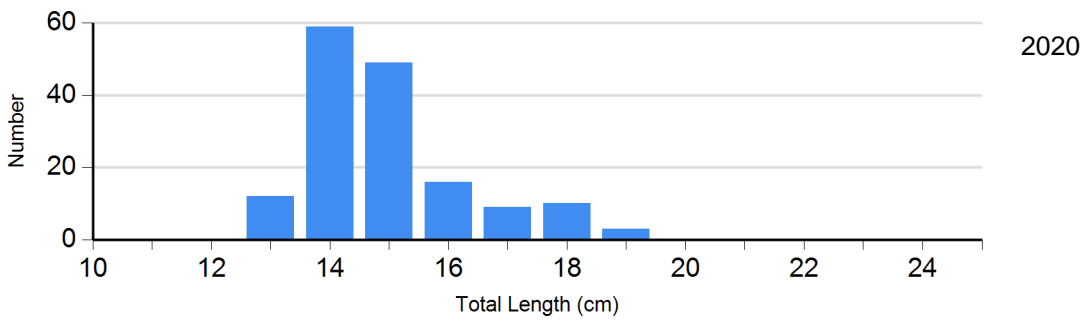
Species: White Sucker  
 Gear: AFS std gill net





Species: Yellow Perch  
 Gear: AFS std gill net

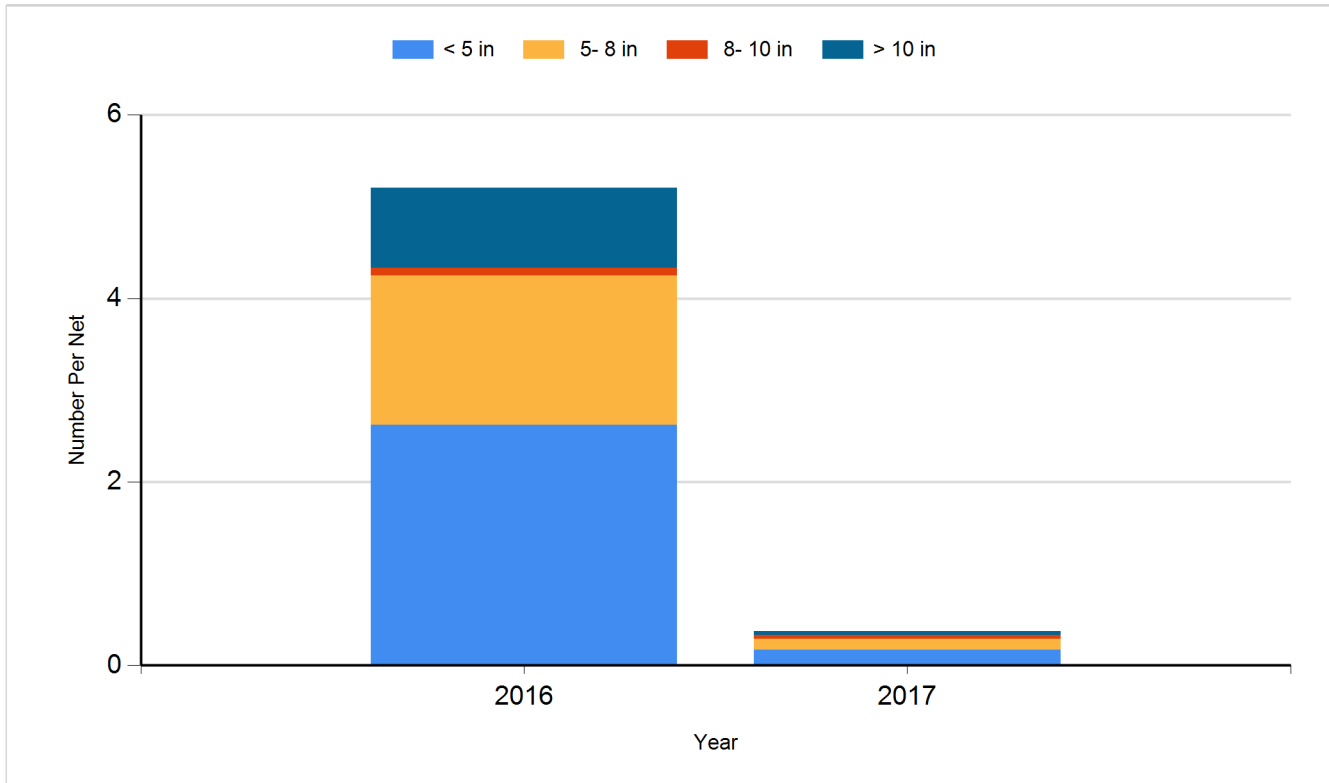




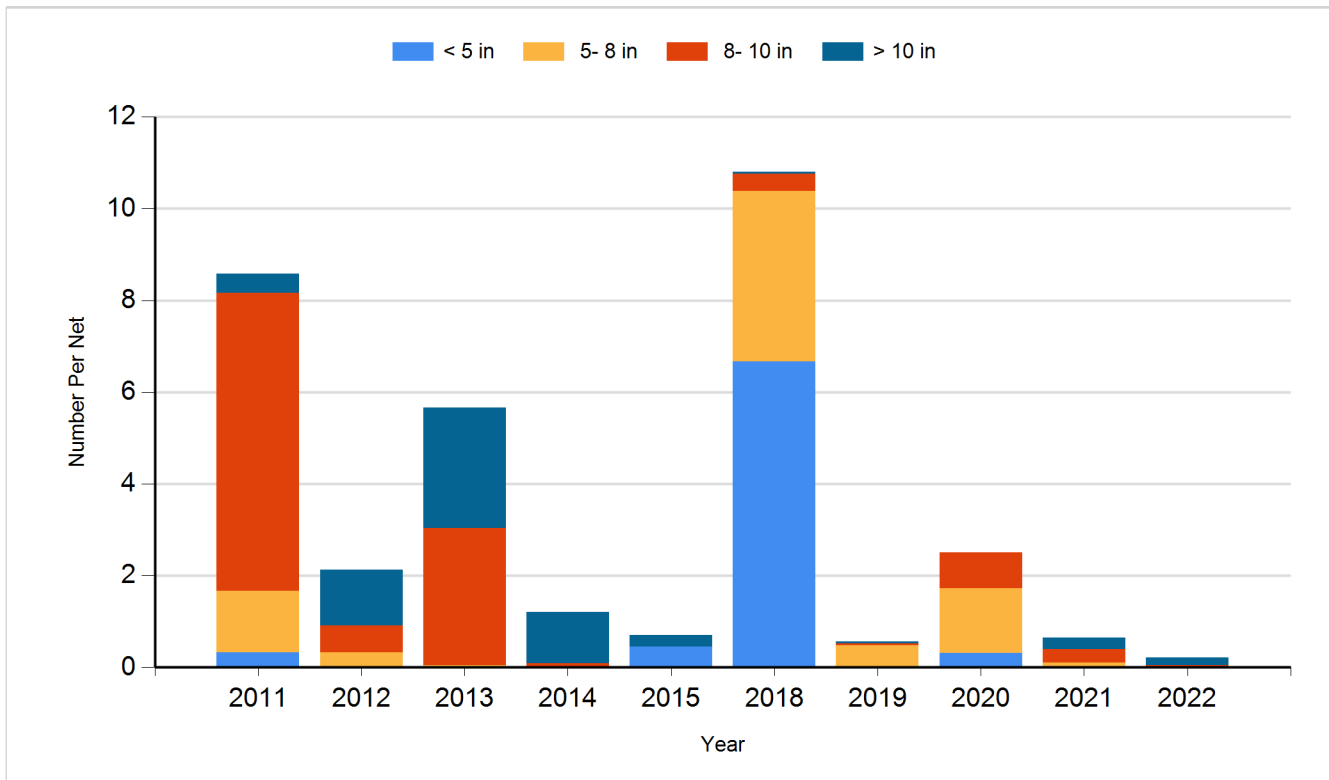
## Historic Fish Sizes and Relative Abundance

Size distribution per net by color for species sampled by year.

Species: Black Crappie  
Gear: AFS std frame net

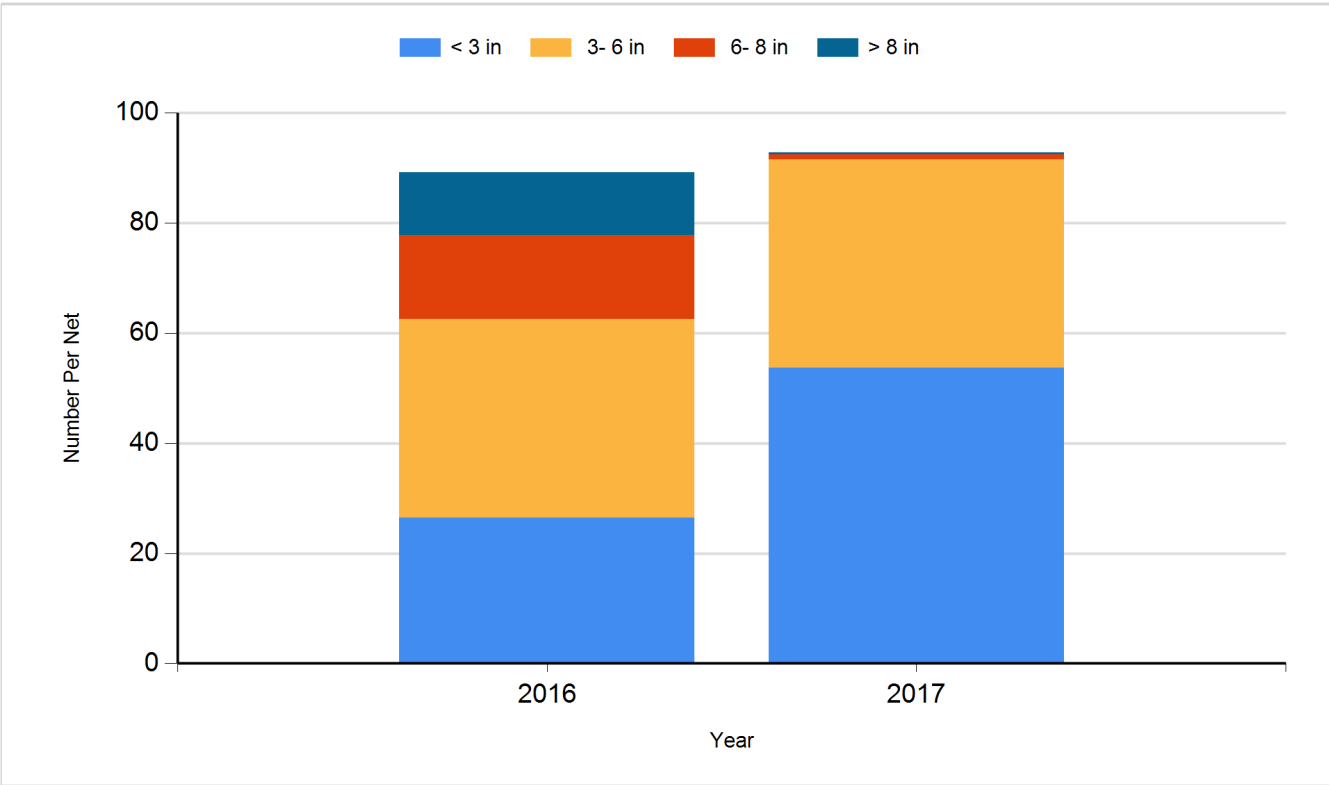


Species: Black Crappie  
Gear: frame net (std 3/4 in)

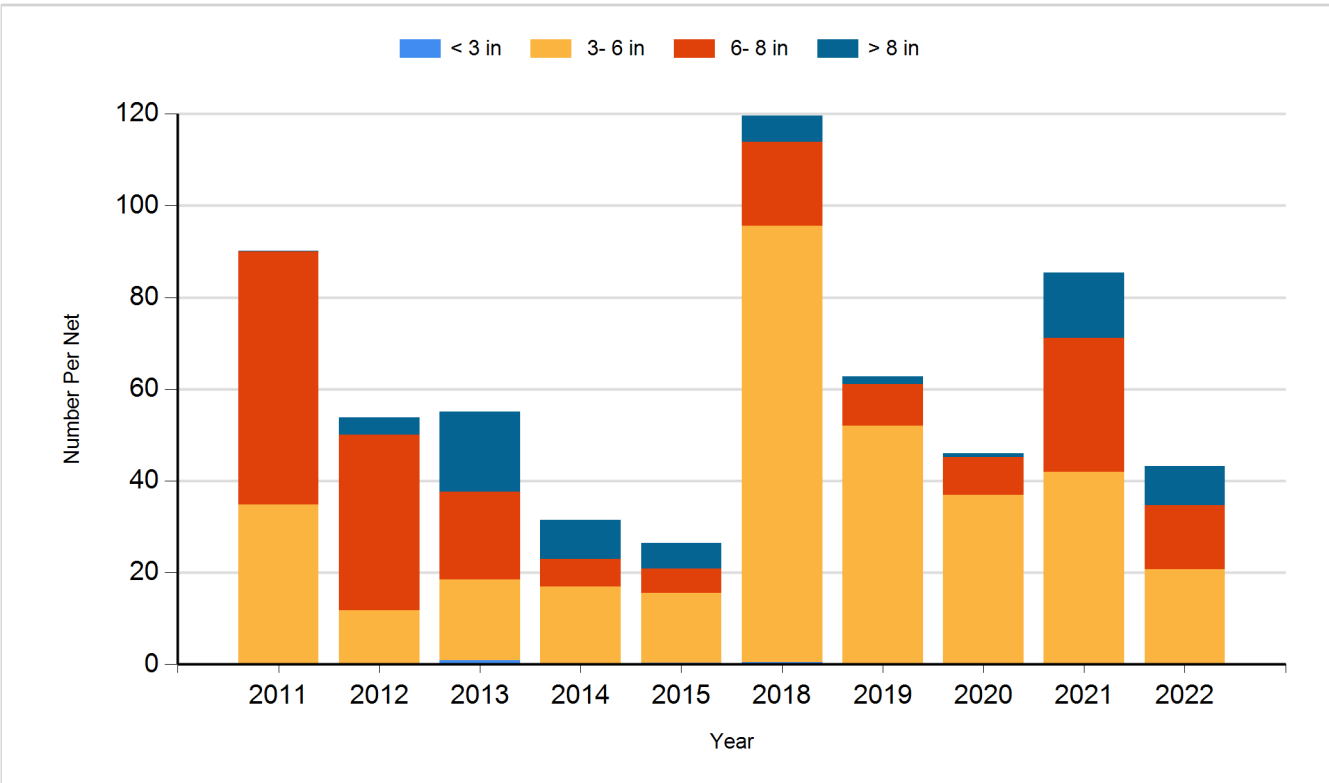




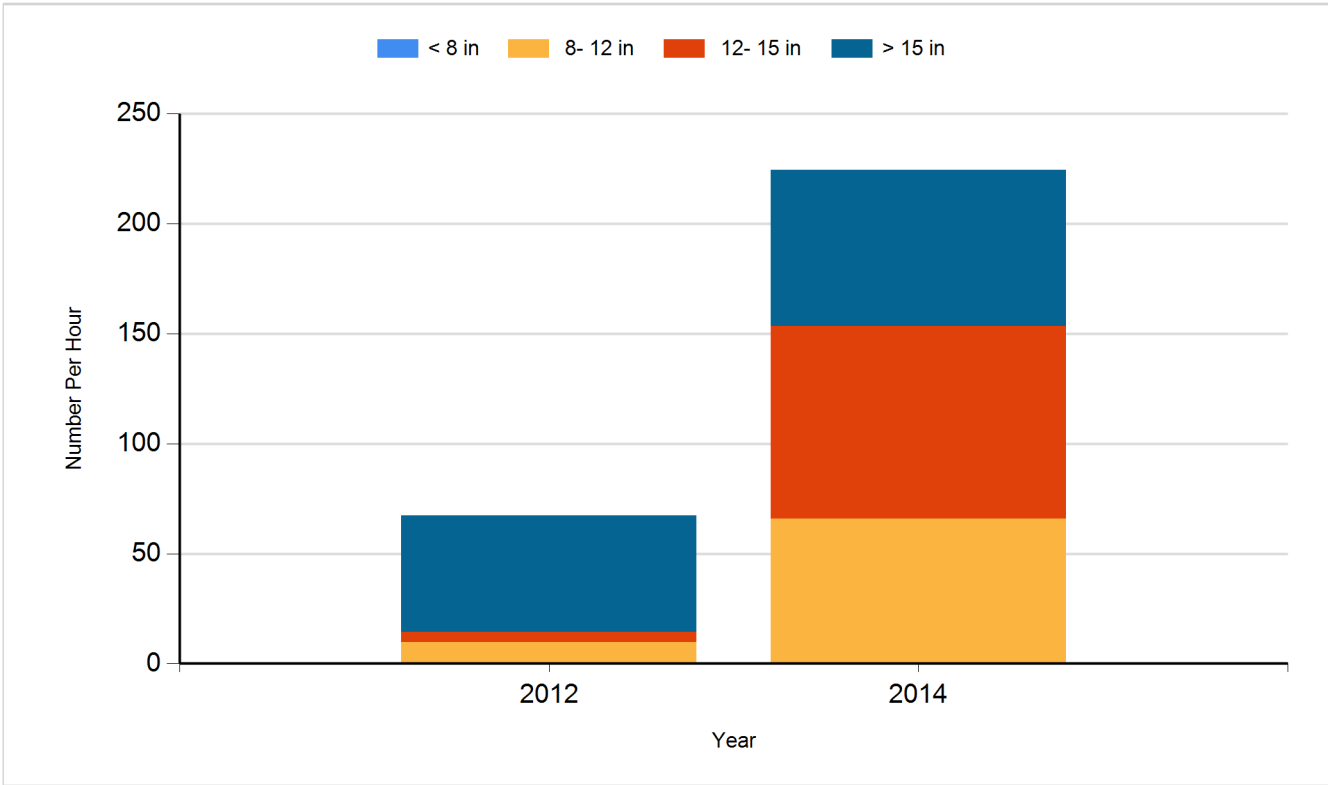
Species: Bluegill  
Gear: AFS std frame net



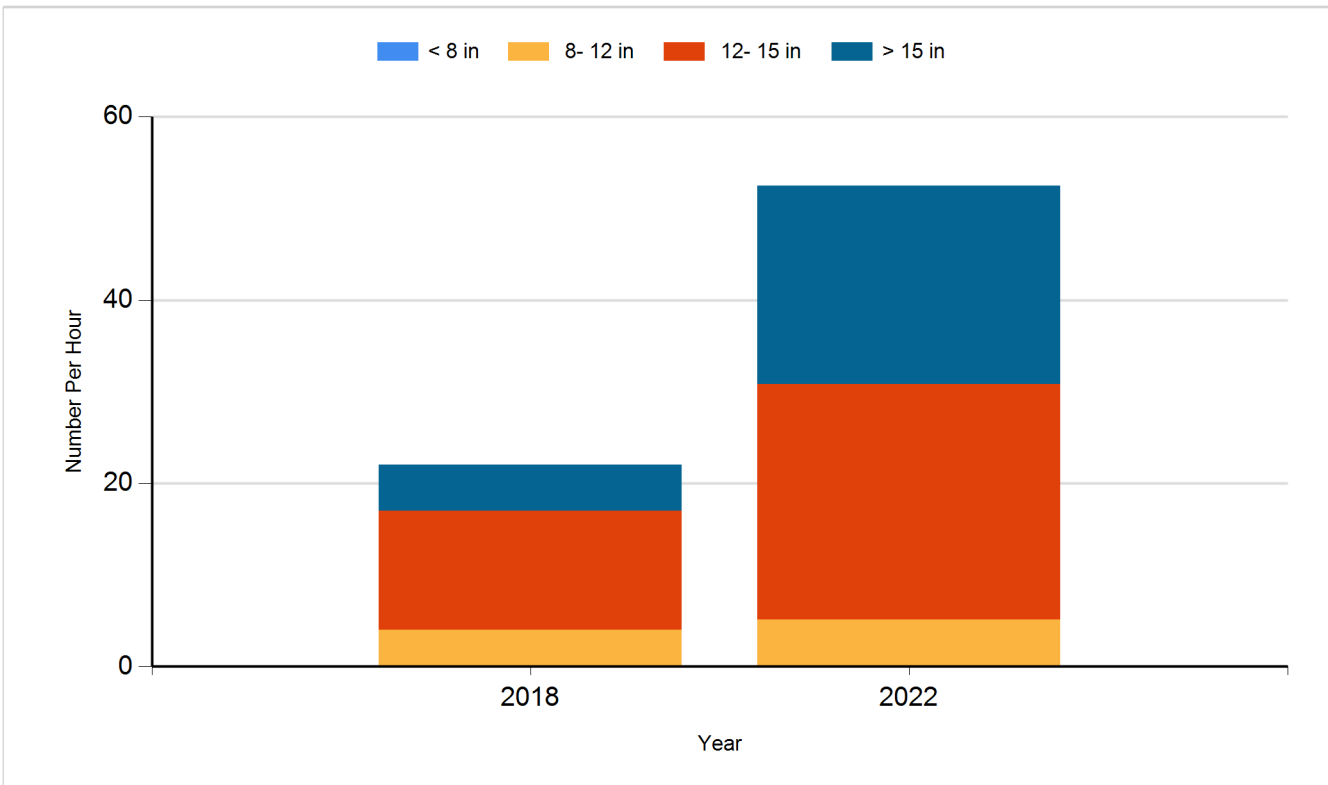
Species: Bluegill  
Gear: frame net (std 3/4 in)



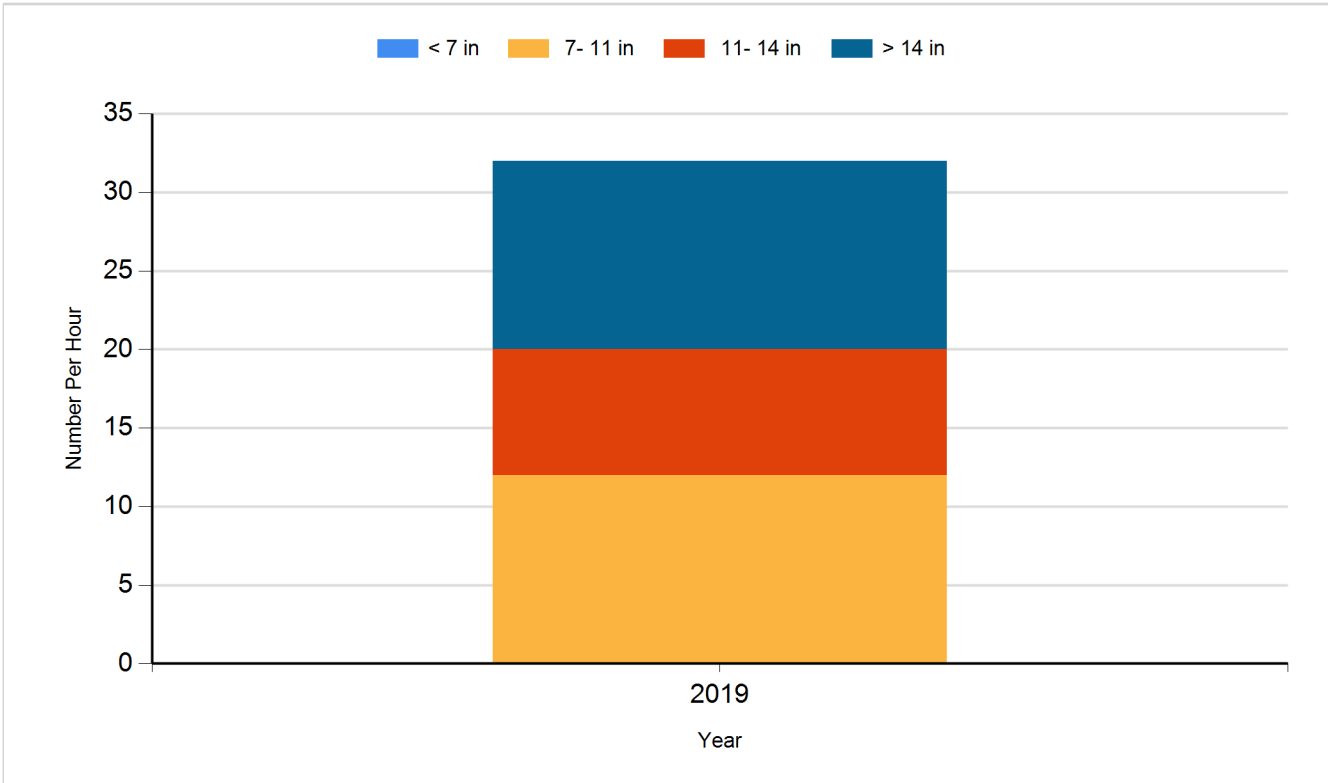
Species: Largemouth Bass  
Gear: boat shocker (night, AC)



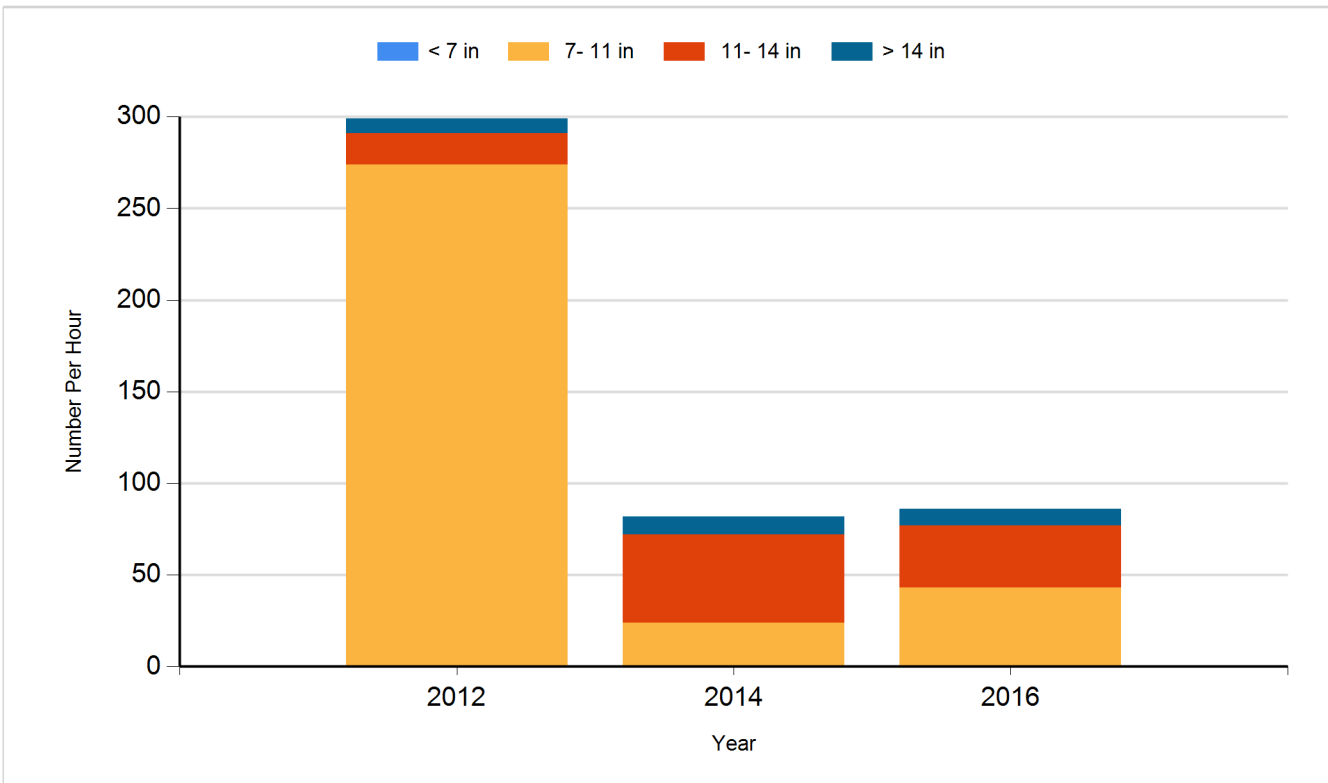
Species: Largemouth Bass  
Gear: spring night EF-LMB



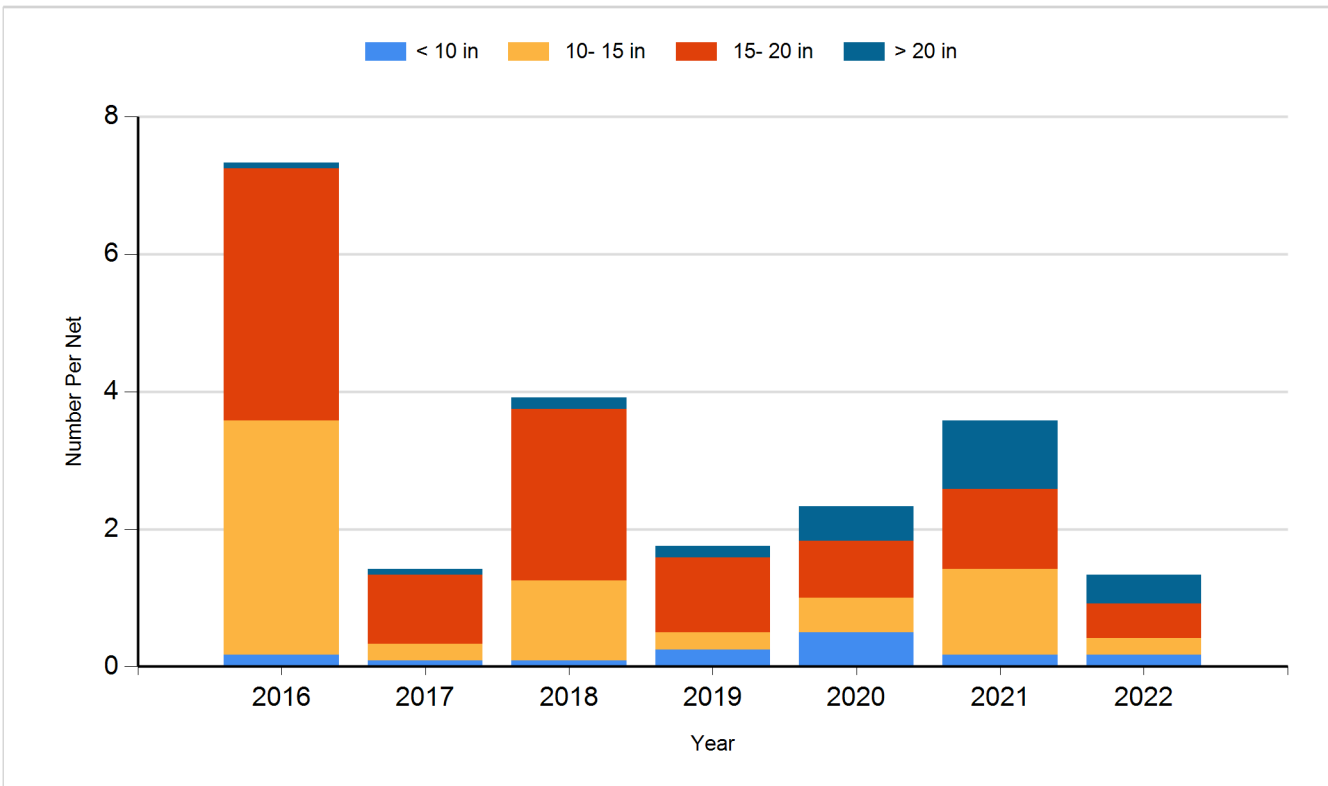
Species: Smallmouth Bass  
Gear: boat shocker (day)



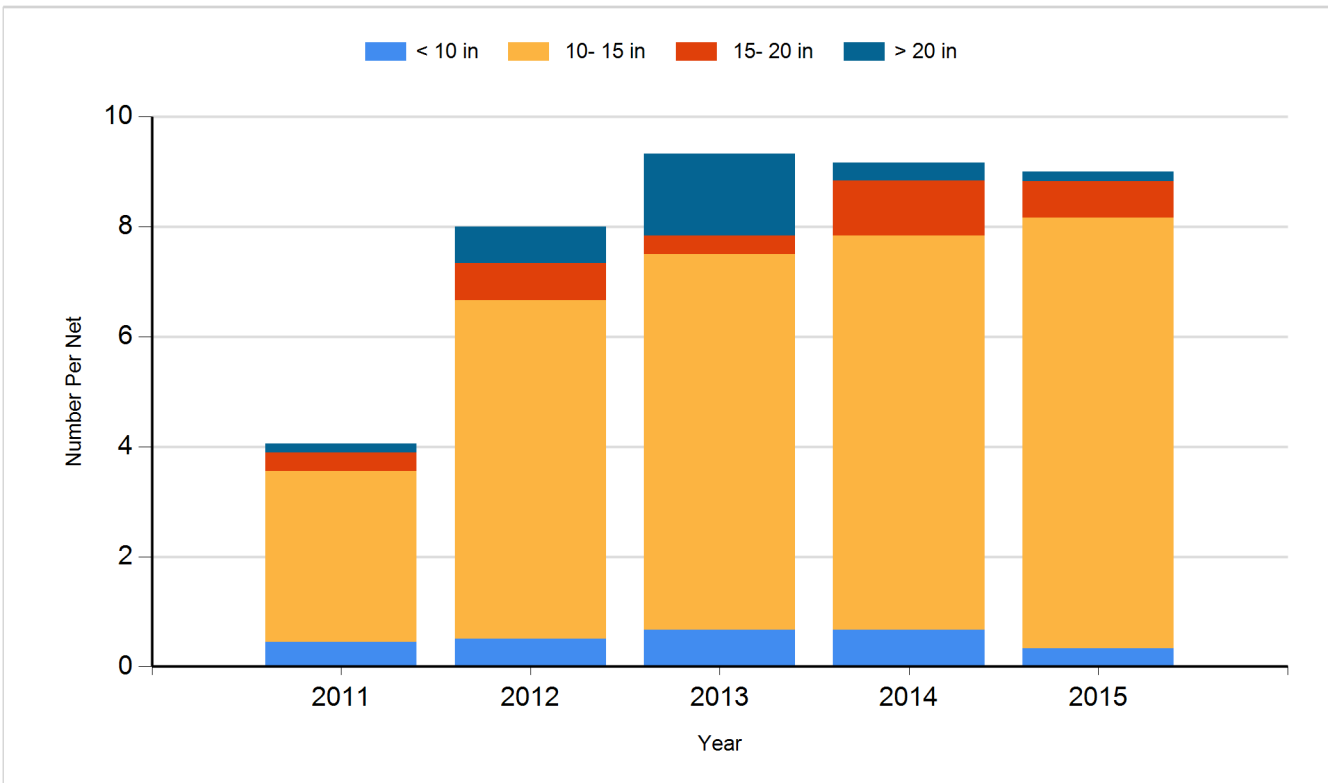
Species: Smallmouth Bass  
Gear: boat shocker (night, DC)



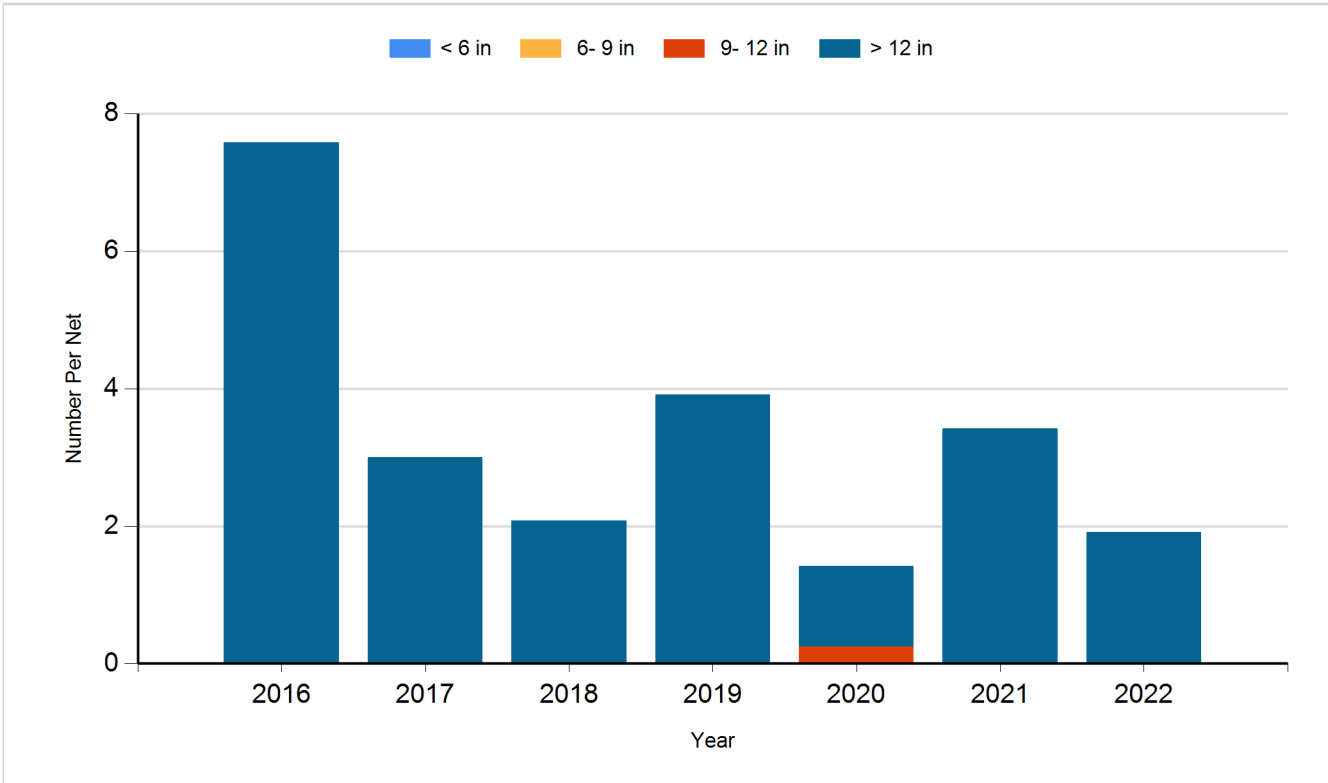
Species: Walleye  
Gear: AFS std gill net



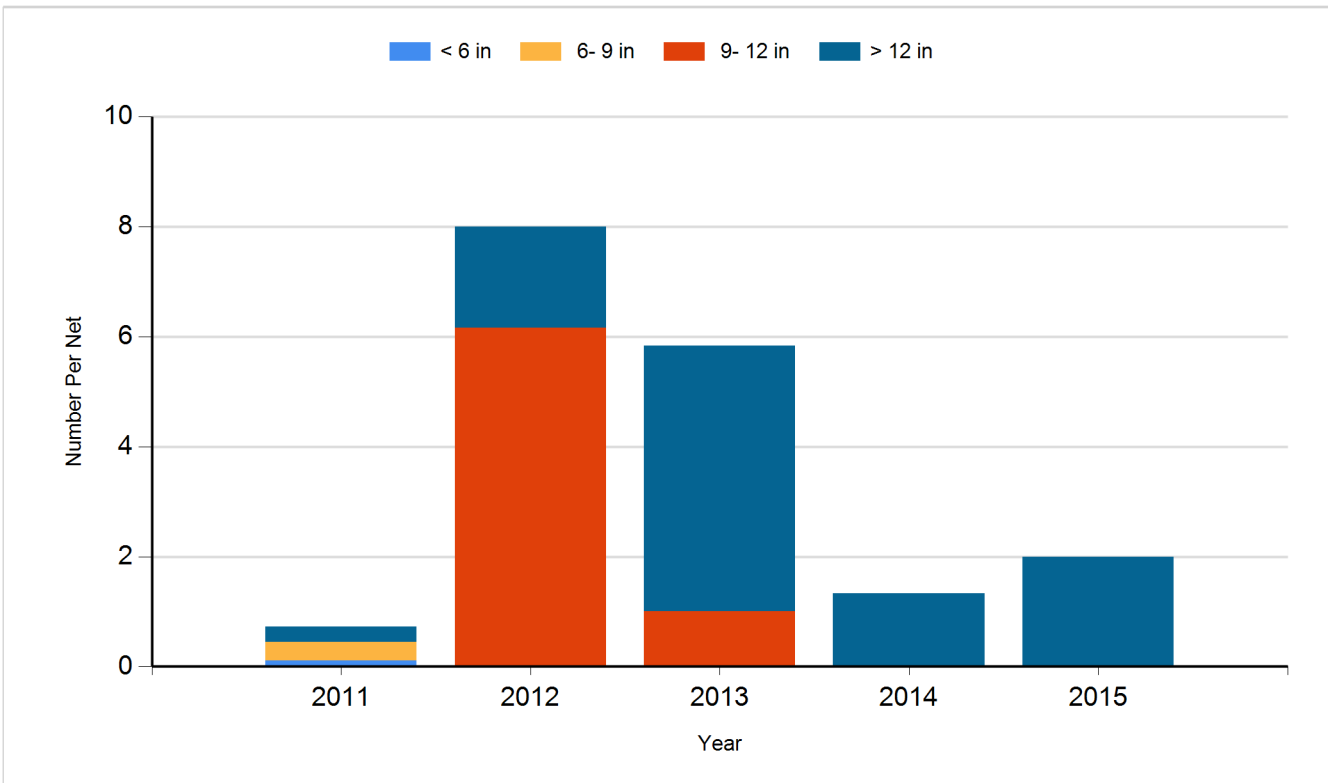
Species: Walleye  
Gear: std exp gill net



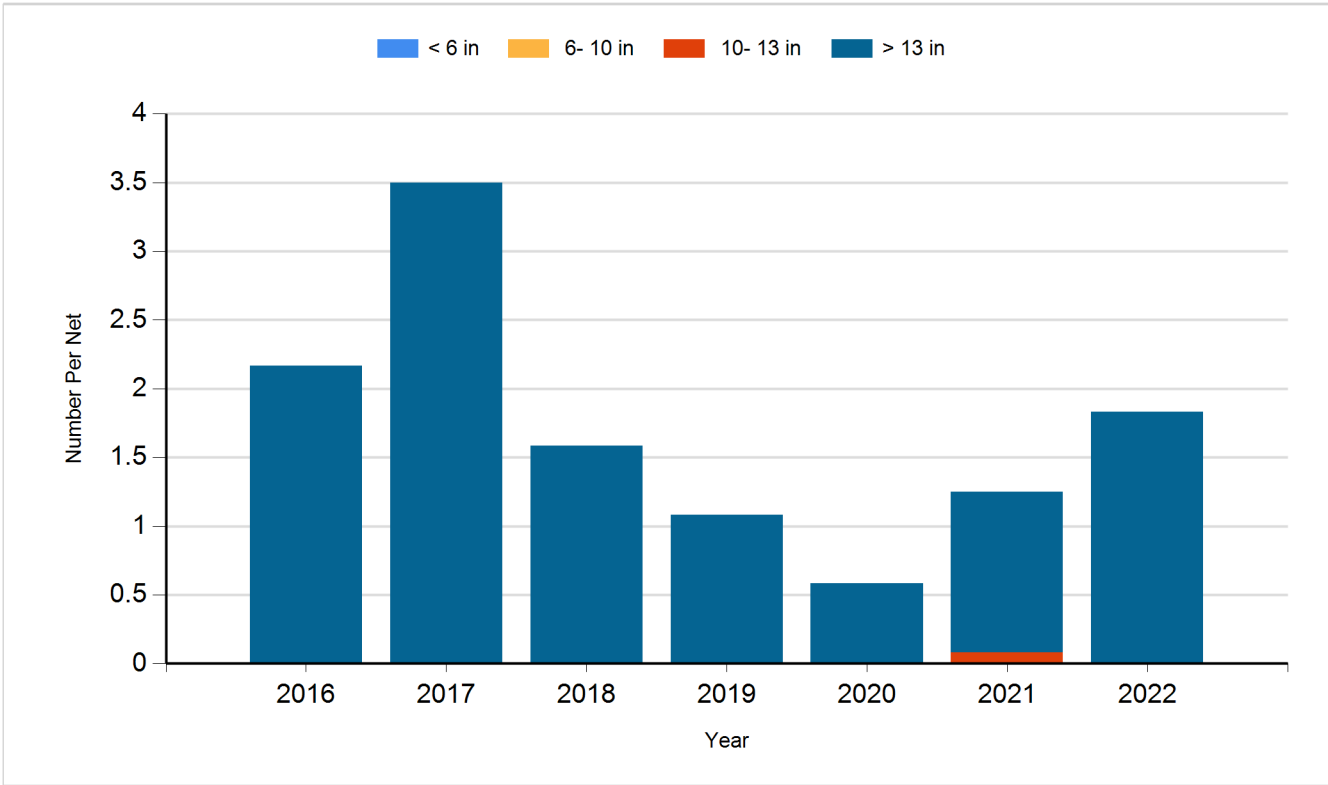
Species: White Bass  
Gear: AFS std gill net



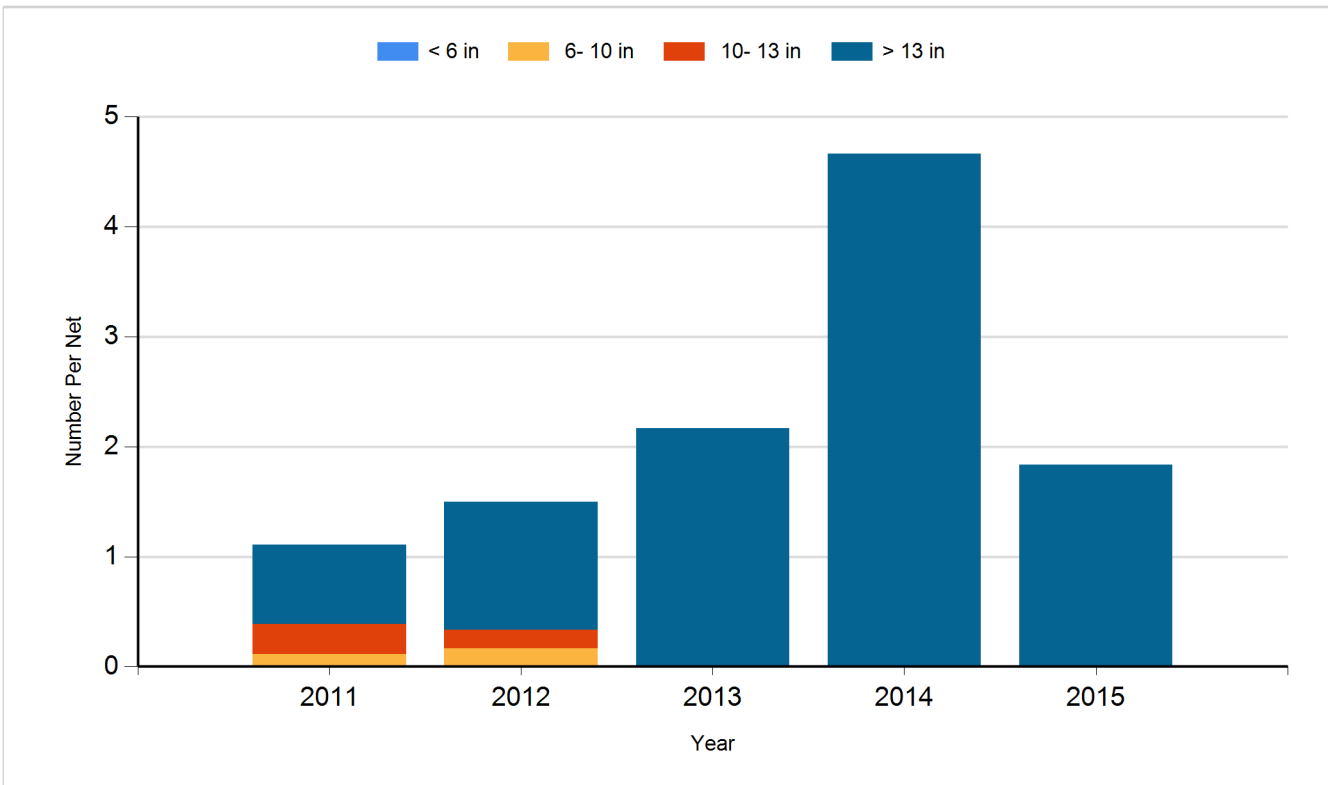
Species: White Bass  
Gear: std exp gill net



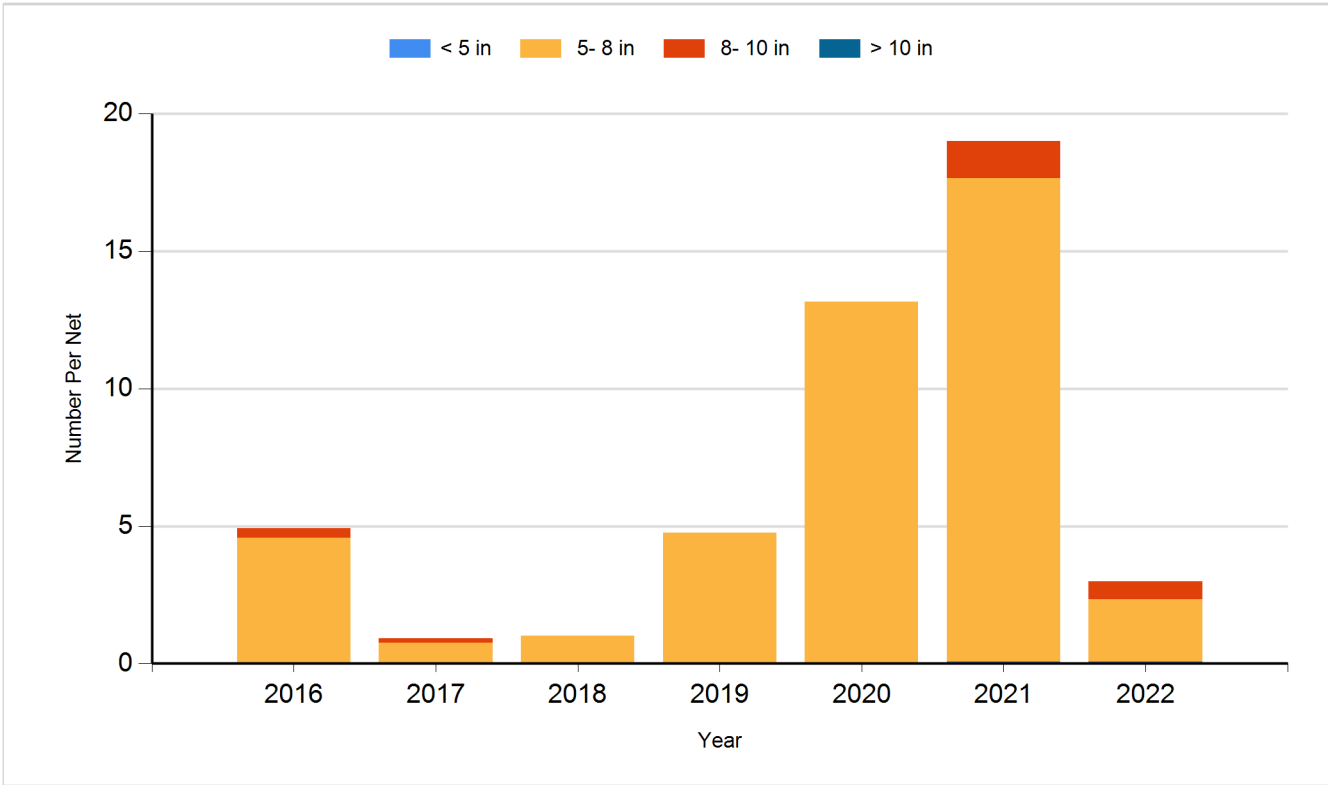
Species: White Sucker  
Gear: AFS std gill net



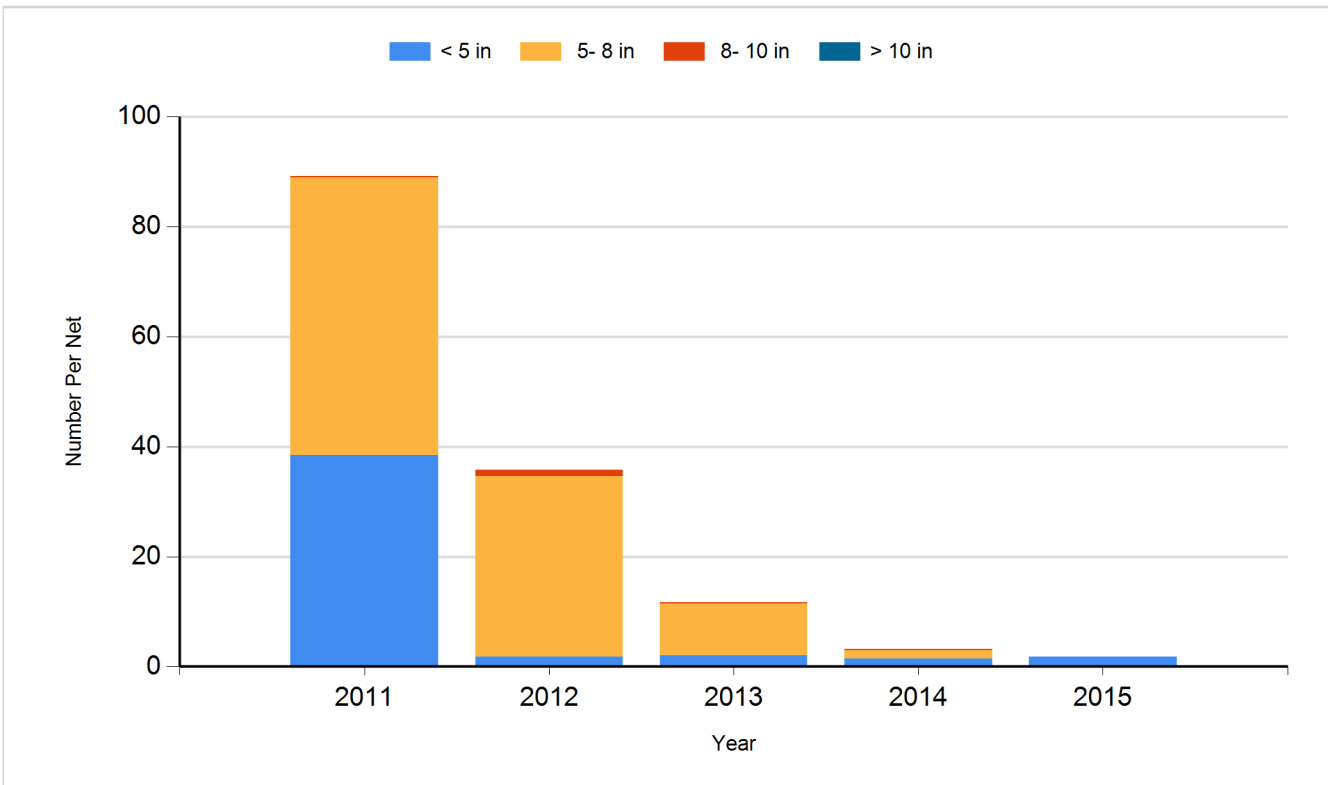
Species: White Sucker  
Gear: std exp gill net



Species: Yellow Perch  
Gear: AFS std gill net



Species: Yellow Perch  
Gear: std exp gill net



## **Fish Stocking**

Number of fish stocked by year, species, and size.

| Year | Species | Size             | Number  |
|------|---------|------------------|---------|
| 2011 | Walleye | Large Fingerling | 38,634  |
| 2011 | Walleye | Small Fingerling | 235,640 |
| 2013 | Walleye | Small Fingerling | 217,450 |
| 2015 | Walleye | Large Fingerling | 13,264  |
| 2017 | Walleye | Large Fingerling | 900     |
| 2018 | Walleye | Large Fingerling | 48,484  |
| 2019 | Walleye | Large Fingerling | 3,800   |
| 2020 | Walleye | Large Fingerling | 4,610   |
| 2021 | Walleye | Adult            | 42      |
| 2021 | Walleye | Juvenile         | 22,819  |
| 2022 | Walleye | Juvenile         | 226,640 |