

Belvidere Lake Survey Summary

Belvidere lake is a 42-acre impoundment located on the east edge of the city of Belvidere. Belvidere is managed as a multi-species fishery but suffered a severe winterkill during the winter of 2022/2023. The only remaining fish species still present after the winterkill were Black Bullhead. In an effort, to get predators back in the lake, Northern Pike (adult), Walleye (fingerling) and Largemouth Bass (fingerling) were stocked in 2023. Adult Channel Catfish and Yellow Perch were also stocked to provide additional angler opportunity.

Black Bullhead. Seven bullheads were sampled in the five net sample, compared to 922 during the last survey. These fish were in the 6-6.5inch range.

Channel Catfish. 277 adult Channel Catfish were stocked in 2023. The thirteen fish sampled during the survey ranged from 11 to 22 inches.

Yellow perch. Belvidere was stocked with 2500 adult Yellow Perch in the spring of 2023. Only 5 were sampled during the netting survey. Perch sampled were in the 6-to-7-inch range.

SOUTH DAKOTA STATEWIDE FISHERIES SURVEY

Belvidere, Jackson County

BAD-Lake-1438-800

2023

Lake Information

Name: Belvidere

County: Jackson

Surface Area: 43 Acres

Surveys and Investigations

Survey methods used by gear type, date, and effort.

Gear	Date	Effort
frame net (std 3/4 in)	Jul 20, 2023	5 net-nights

Common Fish Species Present

Largemouth Bass

Channel Catfish

Bluegill

Black Bullhead

Yellow Perch

Terminology

Catch per unit effort (**CPUE**) refers to the relative abundance of a species. It is defined as the number of fish captured per unit of effort (i.e., number of fish captured per net-night or number of fish captured per hour electrofishing). In this report CPUE is typically given for only stock-length fish (see length categories table for stock lengths).

A statewide effort to help make netting efforts comparable to all waters sampled across the state, occurred in 2017, with a switch to American Fisheries Society gill nets. Past gill netting efforts were completed with different style/types of nets and are not comparable side by side.

- **AFS std gill net** – 80 ft experimental gill net containing eight panels (10 ft each) of varying monofilament meshes of 0.75, 1.00, 1.25, 1.50, 1.75, 2.00, 2.25 and 2.50 inches.
- **std experimental gill net for non-Missouri River waters** - 150 ft experimental gill net containing six panels (25 ft each) of varying monofilament meshes of 0.5, 0.75, 1.00, 1.25, 1.50 and 2.00 inches.
- **std experimental gill net for Missouri River reservoirs** – 300 ft experimental gill net containing six panels (50 ft each) of varying multifilament meshes of 0.5, 0.75, 1.00, 1.25, 1.50 and 2.00 inches.

$$CPUE = \frac{\text{number of fish}}{\text{effort}}$$

Population size structure is quantified using the indices proportional size distribution of quality-length fish (**PSD**) and proportional size distribution of preferred-length fish (**PSD-P**). These indices indicate the proportion of stock-length fish that are equal to or greater than a given length. Minimum lengths for stock, quality and preferred length fish are given in the length categories table.

$$PSD = \left(\frac{\text{number of fish} \geq \text{quality length}}{\text{number of fish} \geq \text{stock length}} \right) \times 100$$

$$PSD - P = \left(\frac{\text{number of fish} \geq \text{preferred length}}{\text{number of fish} \geq \text{stock length}} \right) \times 100$$

Relative weight (**Wr**) is used to quantify fish plumpness. Relative weight is the ratio of what a fish weighs (**W**) compared to a length-specific standard weight (**Ws**) multiplied by 100. Relative weight values of 95-105 are commonly cited as optimum values, but values in the 80s are common during summer sampling in South Dakota.

$$Wr = \left(\frac{W}{Ws} \right) \times 100$$

Confidence intervals (CI) are provided for many of the estimates calculated in this report. The confidence interval provides a range in which the true mean is expected to fall. For example, with an 80% CI we are 80% confident that the interval contains the true value.

Length categories include stock (S), quality (Q), preferred (P), memorable (M) and trophy (T). Length categories for most species have been defined based on a percentage of the world record length for that species. Some species mentioned in this report do not have defined length categories. Length categories for species used in this report are provided in the following table. Measurements are the minimum total length for each category and are reported in inches (in) and centimeters (cm).

Species Name	Stock		Quality		Preferred		Memorable		Trophy	
	(in)	(cm)	(in)	(cm)	(in)	(cm)	(in)	(cm)	(in)	(cm)
Black Bullhead	6	15	9	23	12	30	15	38	18	46
Black Crappie	5	13	8	20	10	25	12	30	15	38
Bluegill	3	8	6	15	8	20	10	25	12	30
Brown Trout	8	20	12	30	16	40	20	50	18	46
Channel Catfish	11	28	16	41	24	61	28	71	36	91
Freshwater Drum	8	20	12	30	15	38	20	51	25	63
Lake Trout	12	30	20	50	26	65	31	80	39	100
Largemouth Bass	8	20	12	30	15	38	20	51	25	63
Muskellunge	20	51	30	76	38	97	42	107	50	127
Northern Pike	14	35	21	53	28	71	34	86	44	112
Pumpkinseed	3	8	6	15	8	20	10	25	12	30
Rainbow Trout	10	25	16	40	20	50	26	65	31	80
Rudd	6	15	10	25	12	30	15	38	19	48
Sauger	8	20	12	30	15	38	20	51	25	63
Smallmouth Bass	7	18	11	28	14	35	17	43	20	51
Walleye	10	25	15	38	20	51	25	63	30	76
White Bass	6	15	9	23	12	30	15	38	18	46
White Crappie	5	13	8	20	10	25	12	30	15	38
Yellow Bullhead	4	10	7	18	9	23	11	28	14	36
Yellow Perch	5	13	8	20	10	25	12	30	15	38

Catch Summary of Stock Length Fish

Catch per unit effort (CPUE), proportional size distribution (PSD), proportional size distribution of preferred length fish (PSD-P), and relative weight (Wr) for species sampled in survey with 80% confidence interval (CI-80).

*** Methods/Species that ignore stock length**

Gear	Species	Sample Size (n)	Abundance		Stock Density Indices			Condition	
			CPUE	CI-80	PSD	CI-80	PSD-P	CI-80	Wr
frame net (std 3/4 in)	Black Bullhead	7	1.4	1.8	0		0	120	4
	Channel Catfish	13	2.4	2.6	83		0	95	11
	Yellow Perch	5	1.0	0.7	0		0	93	5

10-Year Catch Per Unit Effort by Gear and Species

Catch per unit effort (CPUE) and average (Avg) of species across 10 years using different gear types.

* Methods/Species that ignore stock length

Gear	Species	CPUE										Avg
		2014	2015	2016	2017	2018	2019	2020	2021	2022	2023	
AFS std frame net	Black Bullhead				2.2							2.20
	Bluegill				9.8							9.80
	Common Carp				3.0							3.00
	Green Sunfish				0.2							0.20
	Largemouth Bass				0.2							0.20
	Yellow Perch				2.4							2.40
AFS std gill net	Black Bullhead				5.5							5.50
	Common Carp				35.5							35.50
	Yellow Perch				2.5							2.50
boat shocker (night)	Largemouth Bass	56.8		160.5								108.65
frame net (std 3/4 in)	Black Bullhead			72.9			0.6	146.2			1.4	55.28
	Black Crappie			0.0			0.2	0.6			0.0	0.20
	Bluegill			38.0			0.4	48.6			0.0	21.75
	Channel Catfish			0.0			2.0	1.2			2.4	1.40
	Common Carp			14.6			1.6	0.0			0.0	4.05
	Largemouth Bass			0.0			0.6	3.4			0.0	1.00
	White Sucker			0.1			0.0	0.0			0.0	0.03
	Yellow Perch			1.3			0.4	0.0			1.0	0.68

10-Year Size Structure and Condition Statistics by Gear and Species

Species proportional size distribution (PSD), proportional size distribution of preferred length fish (PSD-P), and relative weight (Wr) collected by different gear types across 10 years.

Gear	Species	Index	Year										
			2014	2015	2016	2017	2018	2019	2020	2021	2022	2023	
AFS std frame net	Black Bullhead	PSD				100							
		PSD-P				0							
		Wr				79							
	Bluegill	PSD				43							
		PSD-P				0							
		Wr				106							
	Largemouth Bass	PSD				100							
		PSD-P				0							
		Wr				95							
	Yellow Perch	PSD				83							
		PSD-P				17							
		Wr				82							
AFS std gill net	Black Bullhead	PSD				100							
		PSD-P				0							
		Wr				89							
	Yellow Perch	PSD				80							
		PSD-P				60							
		Wr				86							
boat shocker (night)	Largemouth Bass	PSD	100		41								
		PSD-P	62		20								
		Wr	113		104								
frame net (std 3/4 in)	Black Bullhead	PSD			84			67	1			0	
		PSD-P			0			33	0			0	
		Wr			88			87	87			120	
	Bluegill	PSD			68			100	1				
		PSD-P			0			0	0				
		Wr			108			107	117				
	Channel Catfish	PSD							50	100			83
		PSD-P							0	0			0
		Wr							96	102			95
	Largemouth Bass	PSD							0	0			
		PSD-P							0	0			

Gear	Species	Index	Year									
			2014	2015	2016	2017	2018	2019	2020	2021	2022	2023
frame net (std 3/4 in)	Largemouth Bass	Wr							117	122		
	Yellow Perch	PSD			30				0	0		0
		PSD-P			0				0	0		0
		Wr			93				93			93

Length at Capture

Mean length at capture by age across years sampled, sample size (N).

Species: Largemouth Bass

Mean Length (expanded sample number) at capture by age											
Year	N	1	2	3	4	5	6	7	8	9	10+
2014	66	177 (24)		354 (2)	361 (26)	375 (14)					

Fish Condition

Mean relative weight (Wr) by sample size (N), length category stock to quality (S-Q), quality to preferred (Q-P), preferred to memorable (P-M), and memorable (M) for species collected across survey years with standard error (SE).

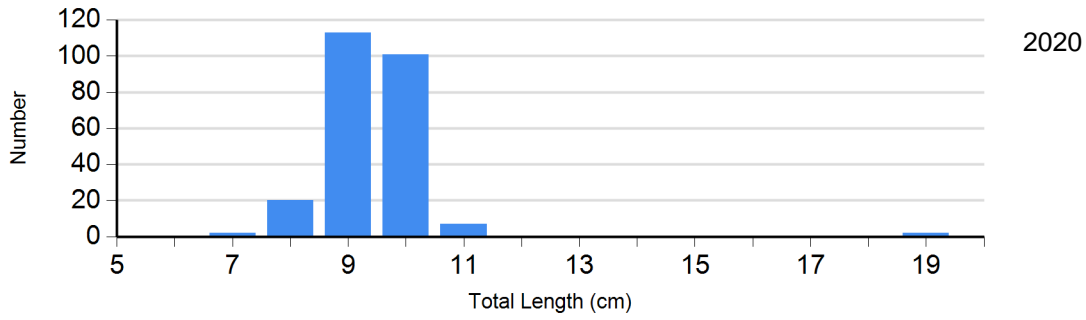
Species	Year	Length Groups							
		S-Q		Q-P		P-M		M	
		N	Wr (SE)	N	Wr (SE)	N	Wr (SE)	N	Wr (SE)
Bluegill Frame Net	2019	0		2	107 (0.9)	0		0	
	2020	241	117 (1.0)	2	108	0		0	

Length Frequency Distribution

Length frequency histogram of species sampled by year.

Species: Bluegill

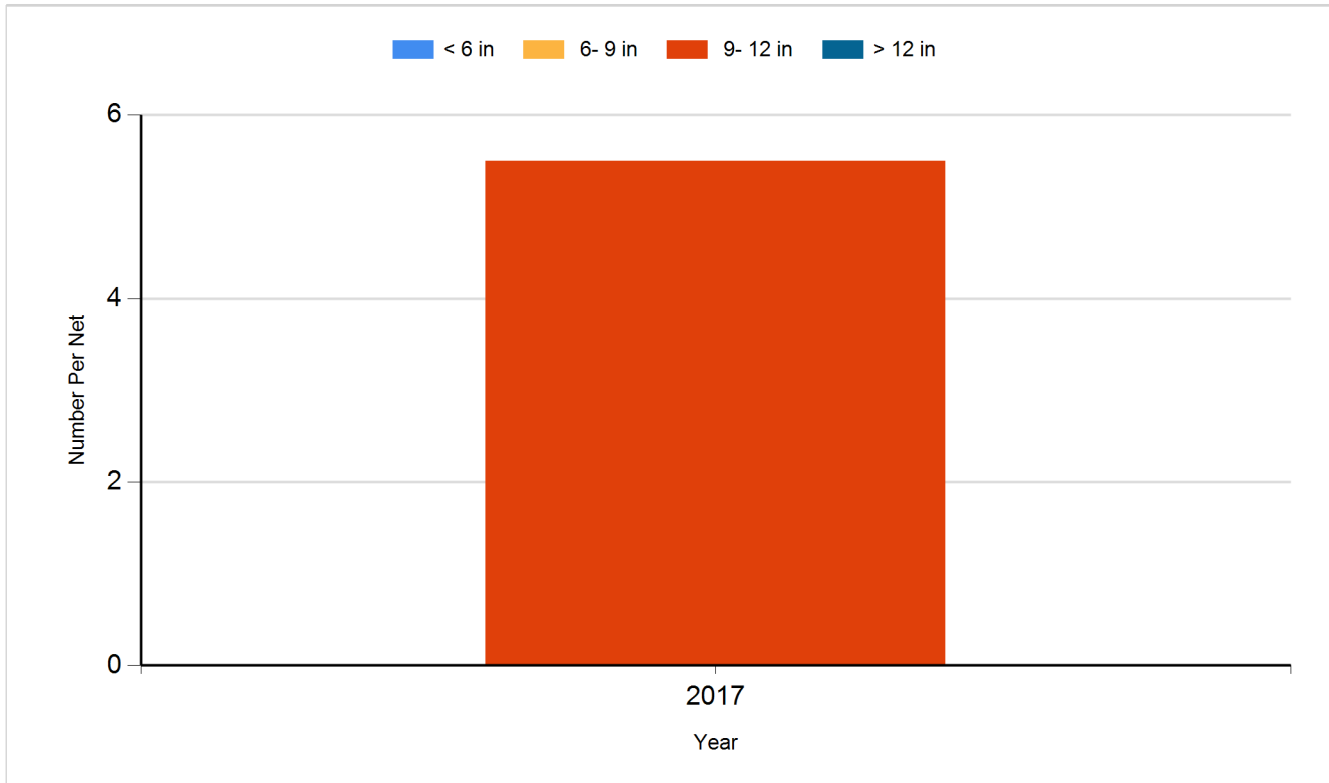
Gear: frame net (std 3/4 in)



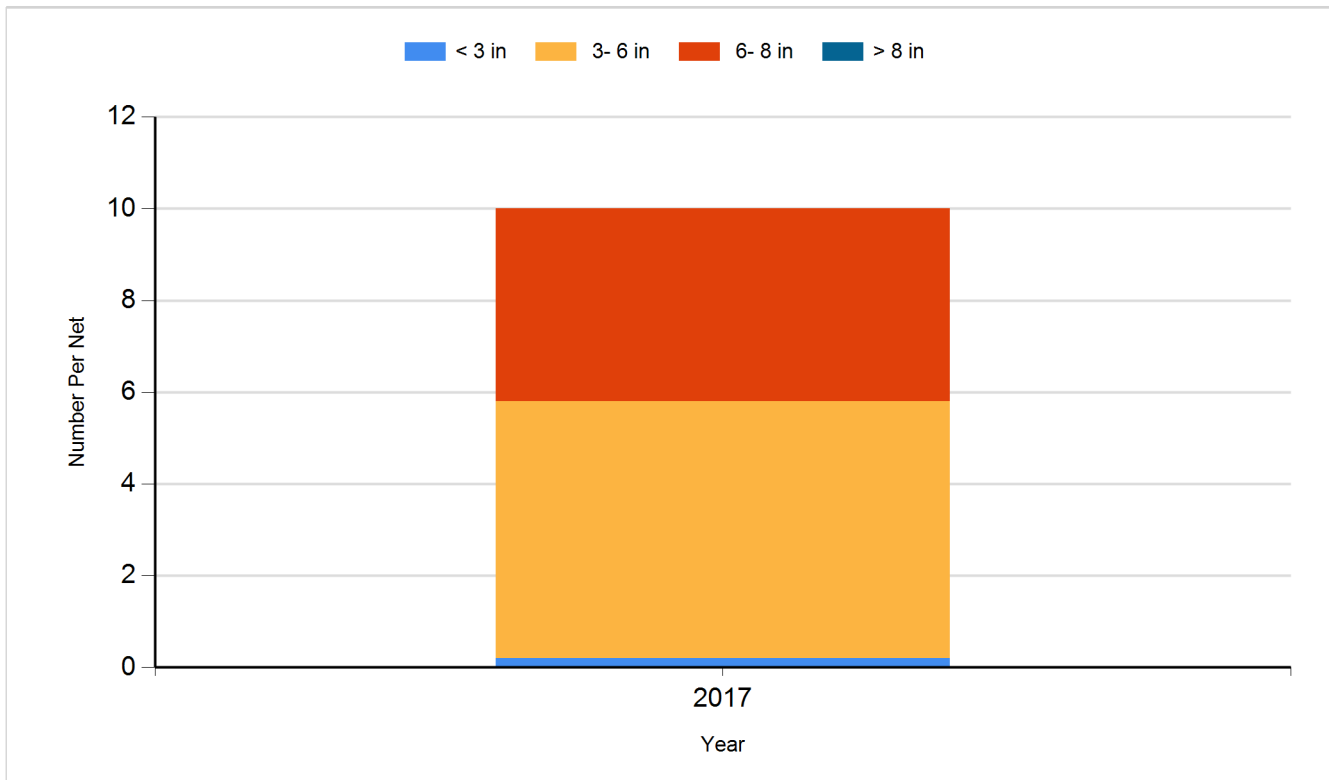
Historic Fish Sizes and Relative Abundance

Size distribution per net by color for species sampled by year.

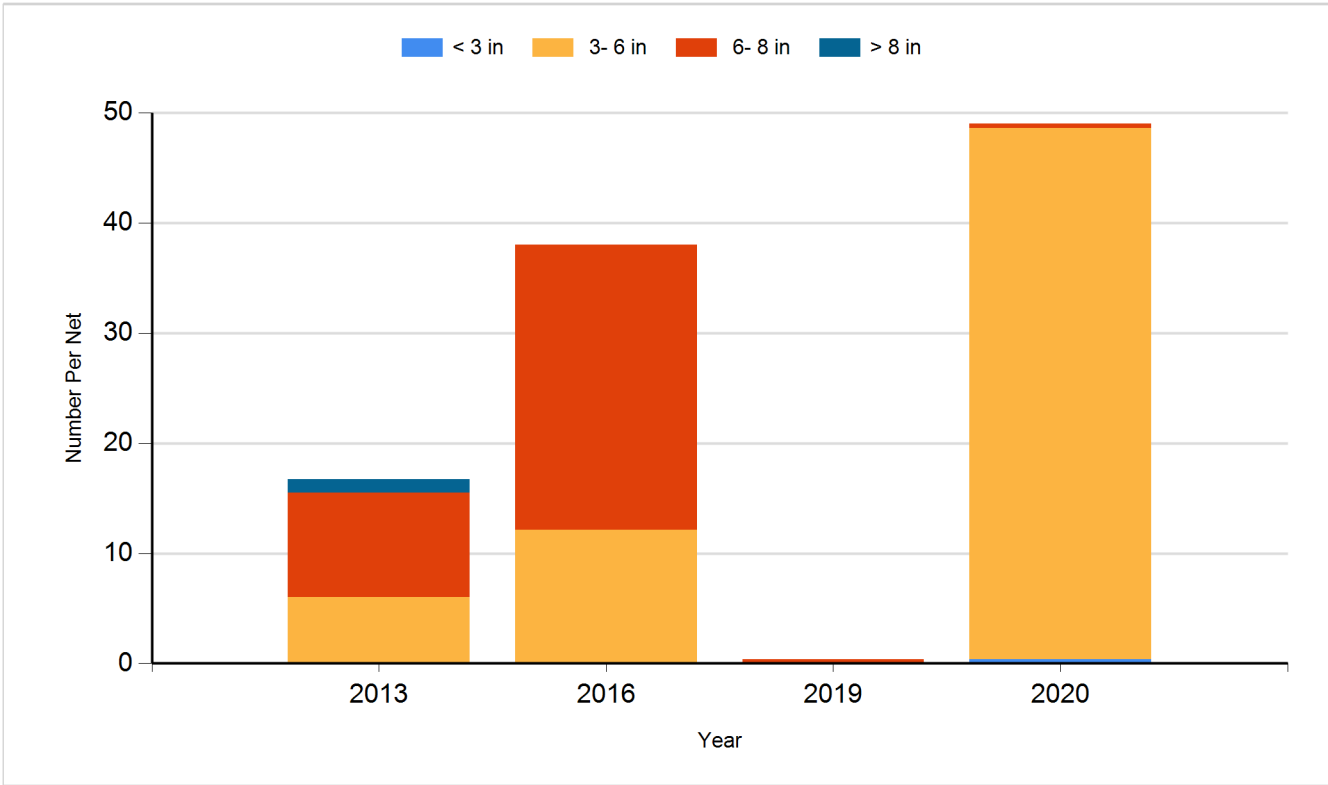
Species: Black Bullhead
Gear: AFS std gill net



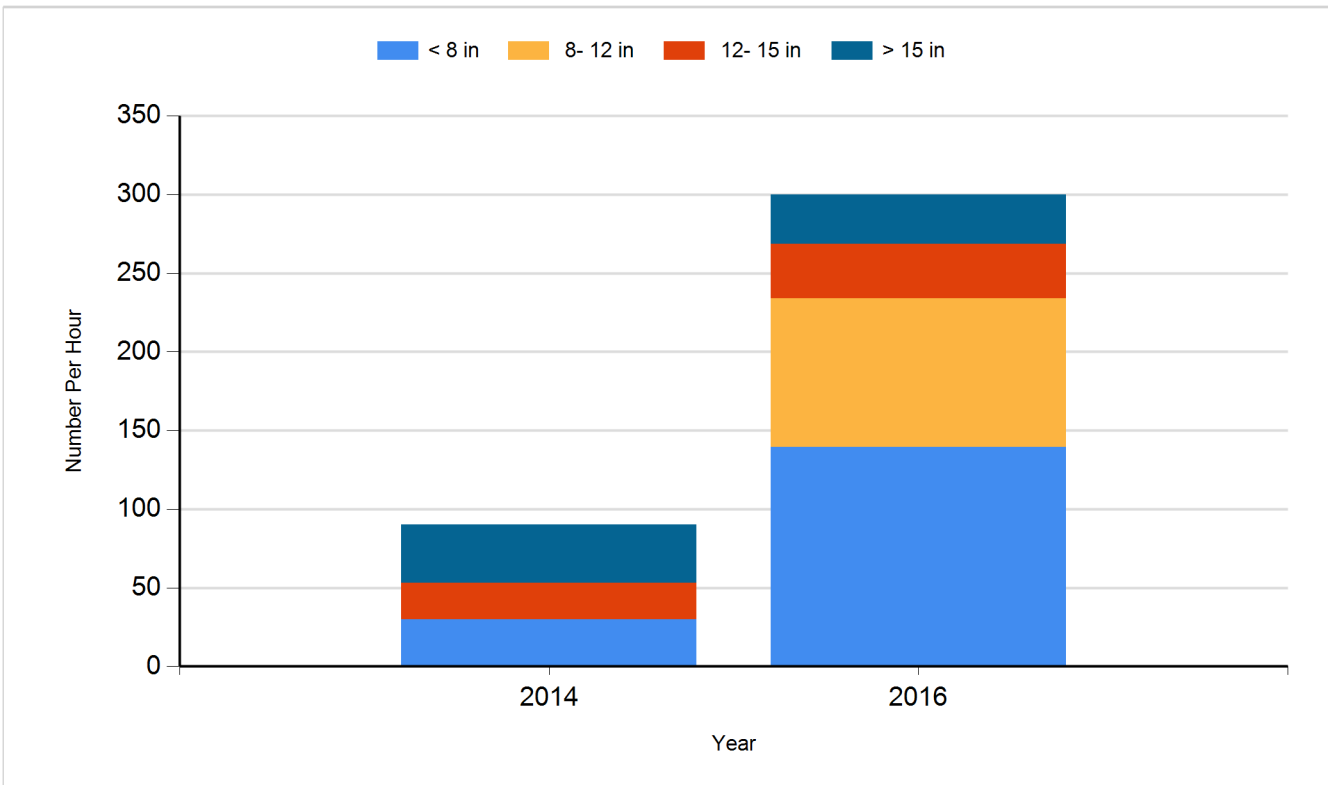
Species: Bluegill
Gear: AFS std frame net



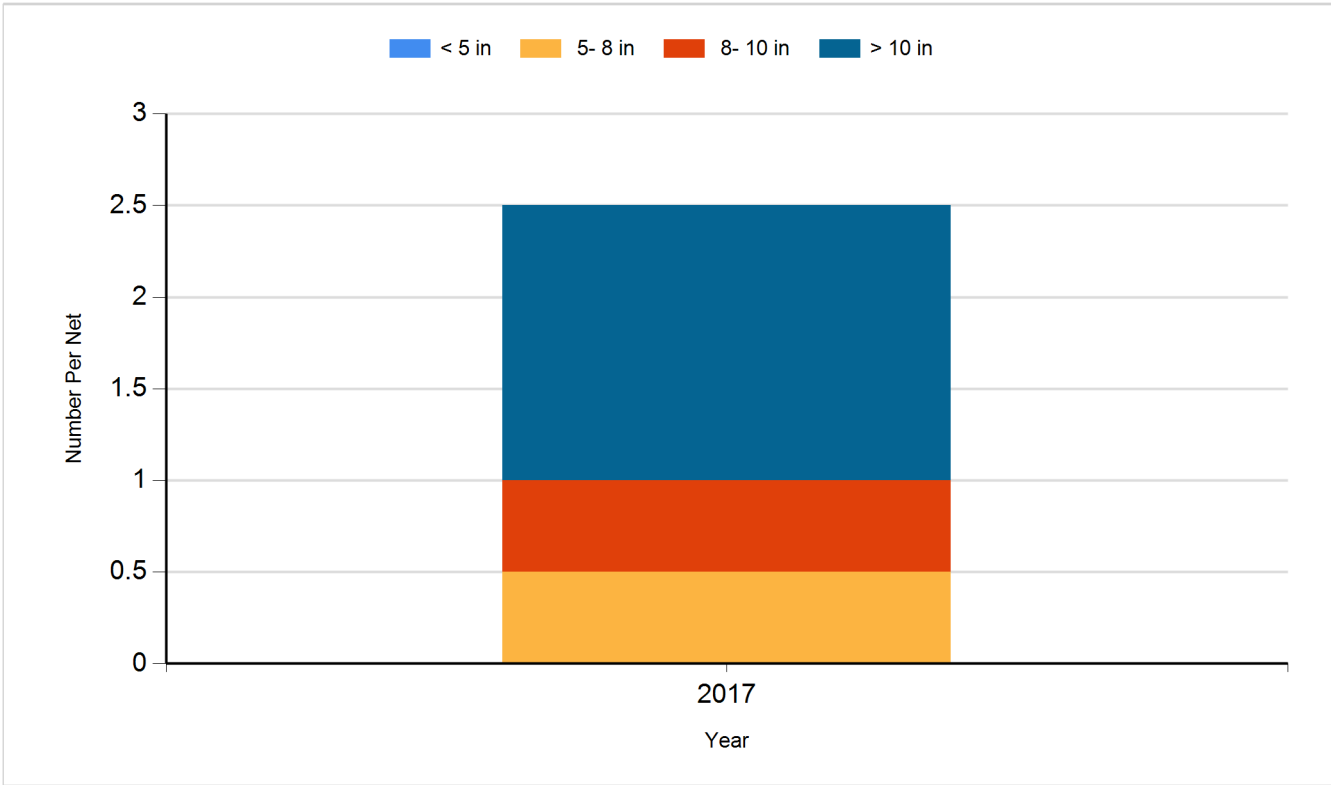
Species: Bluegill
Gear: frame net (std 3/4 in)



Species: Largemouth Bass
Gear: boat shocker (night)



Species: Yellow Perch
Gear: AFS std gill net



Fish Stocking

Number of fish stocked by year, species, and size.

Year	Species	Size	Number
2014	Channel Catfish	Adult	100
2019	Black Crappie	Adult	46
2019	Bluegill	Adult	67
2019	Channel Catfish	Adult	520
2019	Largemouth Bass	Adult	15
2019	Largemouth Bass	Juvenile	90
2019	Yellow Perch	Adult	300
2020	Largemouth Bass	Small Fingerling	9,125
2021	Channel Catfish	Adult	200
2021	Northern Pike	Adult	30
2023	Channel Catfish	Adult	277
2023	Largemouth Bass	Juvenile	1,300
2023	Northern Pike		75
2023	Walleye	Juvenile	14,000
2023	Yellow Perch		2,500