

2024 Beaulieu Lake (Tripp County)

Beaulieu Lake is located 3.5 miles south and 1 mile east of the town of Winner near the intersection of 282nd street and 318th avenue. It is a 19-acre impoundment with a mean depth of 12 feet and maximum depth of 15 feet. Access locations at Beaulieu Lake consist of a concrete plank boat ramp with gravel parking lot, dock, and several trails with shoreline access along the West, North and East shores. It is managed as a multi-species fishery consisting of Black Crappie, Bluegill, Channel Catfish and Largemouth Bass. Sampling occurs every three years, consisting of frame nets targeting all species and fall electrofishing targeting Largemouth Bass. This fishery experienced a winterkill in 2022/2023. Stocking occurred in 2023 and 2024 to help reestablish fish populations.

- **Black Crappie:** The catch rate of Black Crappie in 2024 was 2 fish per frame net. Of the Black Crappie sampled 69% were 8 inches or larger. Black Crappie have a relative weight (Wr) of 86*.
- **Bluegill:** The catch rate of Bluegill in 2024 was 9 fish per frame net. Of Bluegill sampled 10% were 6 inches or larger. Bluegill have a relative weight (Wr) of 122*.
- **Largemouth Bass:** The catch rate of Largemouth Bass in 2024 was 34.7 fish per hour of electrofishing. Of the Largemouth Bass sampled, no fish were larger than 12 inches, with most fish being around 7 and 8 inches long. Largemouth Bass have a relative weight (Wr) of 99*.

In 2023, 300 adult Black Crappie, 300 adult Bluegill, 210 adult Channel Catfish and 1,400 juvenile Largemouth Bass were stocked in response to the winterkill. In 2024, 261 adult Black Crappie and 820 juvenile Channel Catfish were stocked in response to the winter kill.

* Relative weight (Wr) is used to quantify fish plumpness. Relative weight is the ratio of what a fish weighs (W) compared to a length-specific standard weight (Ws) multiplied by 100. Relative weight values of 95-105 are commonly cited as optimum values, but values in the 80s are common during summer sampling in South Dakota.

SOUTH DAKOTA STATEWIDE FISHERIES SURVEY

Beaulieu, Tripp County

LWH-Lake-458-000

2024

Lake Information

Name: Beaulieu **Maximum Depth:** 15 Feet
County: Tripp **Mean Depth:** 12 Feet
Legal Description: T98-R76-S14
Surface Area: 19 Acres

Surveys and Investigations

Survey methods used by gear type, date, and effort.

Gear	Date	Effort
boat shocker (night)	Oct 09, 2024	2307 seconds
frame net (std 3/4 in)	Jun 26, 2024	4 net-nights
frame net (std 3/4 in)	Jun 27, 2024	4 net-nights

Common Fish Species Present

Largemouth Bass

Bluegill

Black Crappie

Black Bullhead

Channel Catfish

Terminology

Catch per unit effort (**CPUE**) refers to the relative abundance of a species. It is defined as the number of fish captured per unit of effort (i.e., number of fish captured per net-night or number of fish captured per hour electrofishing). In this report CPUE is typically given for only stock-length fish (see length categories table for stock lengths).

A statewide effort to help make netting efforts comparable to all waters sampled across the state, occurred in 2017, with a switch to American Fisheries Society gill nets. Past gill netting efforts were completed with different style/types of nets and are not comparable side by side.

- **AFS std gill net** – 80 ft experimental gill net containing eight panels (10 ft each) of varying monofilament meshes of 0.75, 1.00, 1.25, 1.50, 1.75, 2.00, 2.25 and 2.50 inches.
- **std experimental gill net for non-Missouri River waters** - 150 ft experimental gill net containing six panels (25 ft each) of varying monofilament meshes of 0.5, 0.75, 1.00, 1.25, 1.50 and 2.00 inches.
- **std experimental gill net for Missouri River reservoirs** – 300 ft experimental gill net containing six panels (50 ft each) of varying multifilament meshes of 0.5, 0.75, 1.00, 1.25, 1.50 and 2.00 inches.

$$CPUE = \frac{\text{number of fish}}{\text{effort}}$$

Population size structure is quantified using the indices proportional size distribution of quality-length fish (**PSD**) and proportional size distribution of preferred-length fish (**PSD-P**). These indices indicate the proportion of stock-length fish that are equal to or greater than a given length. Minimum lengths for stock, quality and preferred length fish are given in the length categories table.

$$PSD = \left(\frac{\text{number of fish} \geq \text{quality length}}{\text{number of fish} \geq \text{stock length}} \right) \times 100$$

$$PSD - P = \left(\frac{\text{number of fish} \geq \text{preferred length}}{\text{number of fish} \geq \text{stock length}} \right) \times 100$$

Relative weight (**Wr**) is used to quantify fish plumpness. Relative weight is the ratio of what a fish weighs (**W**) compared to a length-specific standard weight (**Ws**) multiplied by 100. Relative weight values of 95-105 are commonly cited as optimum values, but values in the 80s are common during summer sampling in South Dakota.

$$Wr = \left(\frac{W}{W_s} \right) \times 100$$

Confidence intervals (CI) are provided for many of the estimates calculated in this report. The confidence interval provides a range in which the true mean is expected to fall. For example, with an 80% CI we are 80% confident that the interval contains the true value.

Length categories include stock (S), quality (Q), preferred (P), memorable (M) and trophy (T). Length categories for most species have been defined based on a percentage of the world record length for that species. Some species mentioned in this report do not have defined length categories. Length categories for species used in this report are provided in the following table. Measurements are the minimum total length for each category and are reported in inches (in) and centimeters (cm).

Species Name	Stock		Quality		Preferred		Memorable		Trophy	
	(in)	(cm)	(in)	(cm)	(in)	(cm)	(in)	(cm)	(in)	(cm)
Black Bullhead	6	15	9	23	12	30	15	38	18	46
Black Crappie	5	13	8	20	10	25	12	30	15	38
Bluegill	3	8	6	15	8	20	10	25	12	30
Brown Trout	8	20	12	30	16	40	20	50	18	46
Channel Catfish	11	28	16	41	24	61	28	71	36	91
Freshwater Drum	8	20	12	30	15	38	20	51	25	63
Lake Trout	12	30	20	50	26	65	31	80	39	100
Largemouth Bass	8	20	12	30	15	38	20	51	25	63
Muskellunge	20	51	30	76	38	97	42	107	50	127
Northern Pike	14	35	21	53	28	71	34	86	44	112
Pumpkinseed	3	8	6	15	8	20	10	25	12	30
Rainbow Trout	10	25	16	40	20	50	26	65	31	80
Rudd	6	15	10	25	12	30	15	38	19	48
Sauger	8	20	12	30	15	38	20	51	25	63
Smallmouth Bass	7	18	11	28	14	35	17	43	20	51
Walleye	10	25	15	38	20	51	25	63	30	76
White Bass	6	15	9	23	12	30	15	38	18	46
White Crappie	5	13	8	20	10	25	12	30	15	38
Yellow Bullhead	4	10	7	18	9	23	11	28	14	36
Yellow Perch	5	13	8	20	10	25	12	30	15	38

Catch Summary of Stock Length Fish

Catch per unit effort (CPUE), proportional size distribution (PSD), proportional size distribution of preferred length fish (PSD-P), and relative weight (Wr) for species sampled in survey with 80% confidence interval (CI-80).

* **Methods/Species that ignore stock length**

Gear	Species	Sample Size (n)	Abundance		Stock Density Indices			Condition	
			CPUE	CI-80	PSD	CI-80	PSD-P	CI-80	Wr
boat shocker (night)	Largemouth Bass	43	34.7	4.9	0		0	99	1
frame net (std 3/4 in)	Black Bullhead	4322	325.8	163.3	5	1	0	90	1
	Black Crappie	16	2.0	1.4	69		0	86	3
	Bluegill	72	9.0	6.3	10	5	0	122	3
	Channel Catfish	10	1.1	0.5	44		0	92	5
	Largemouth Bass	3	0.0	0.0	0		0		

10-Year Catch Per Unit Effort by Gear and Species

Catch per unit effort (CPUE) and average (Avg) of species across 10 years using different gear types.

* **Methods/Species that ignore stock length**

Gear	Species	CPUE										Avg	
		2015	2016	2017	2018	2019	2020	2021	2022	2023	2024		
AFS std frame net	Black Bullhead				1.8								1.80
	Black Crappie				0.7								0.70
	Bluegill				1.4								1.40
	Bluegill X Gr. Sunfish Hybrid				0.4								0.40
	Yellow Perch				0.3								0.30
boat shocker (night)	Black Bullhead	0.0	0.0		32.4	0.0		0.0		0.0	0.0	0.0	4.63
	Black Crappie	0.0	0.0		0.0	0.0		0.0		0.0	0.0	0.0	0.00
	Bluegill	0.0	0.0		34.8	0.0		0.0		0.0	0.0	0.0	4.97
	Channel Catfish	0.0	0.0		1.2	0.0		0.0		0.0	0.0	0.0	0.17
	Largemouth Bass	46.5	31.9		19.8	37.5		15.0		0.0	34.7	26.49	
frame net (std 3/4 in)	Black Bullhead	10.0						68.9			325.8	134.90	
	Black Crappie	3.4						0.0			2.0	1.80	
	Bluegill	9.9						54.5			9.0	24.47	
	Channel Catfish	0.7						0.1			1.1	0.63	
	Green Sunfish	0.2						1.9			0.0	0.70	
	Largemouth Bass	0.0						0.0			0.0	0.00	
	Sunfish Hybrid	0.0						0.1			0.0	0.03	
Yellow Perch	0.2						0.0			0.0	0.07		

10-Year Size Structure and Condition Statistics by Gear and Species

Species proportional size distribution (PSD), proportional size distribution of preferred length fish (PSD-P), and relative weight (Wr) collected by different gear types across 10 years.

Gear	Species	Index	Year										
			2015	2016	2017	2018	2019	2020	2021	2022	2023	2024	
AFS std frame net	Black Bullhead	PSD				72							
		PSD-P				0							
		Wr				87							
	Black Crappie	PSD				86							
		PSD-P				14							
		Wr				97							
	Bluegill	PSD				100							
		PSD-P				7							
		Wr				112							
boat shocker (night)	Black Bullhead	PSD				26							
		PSD-P				0							
		Wr				88							
	Black Crappie	PSD				0							
		PSD-P				0							
		Wr				98							
	Bluegill	PSD				63							
		PSD-P				21							
		Wr				98							
	Channel Catfish	PSD				100							
		PSD-P				0							
		Wr				102							
	Largemouth Bass	PSD	94	84		21	44		100		0	0	
		PSD-P	87	76		0	12		50		0	0	
		Wr	109	108		110	92		113			99	
frame net (std 3/4 in)	Black Bullhead	PSD	49						6			5	
		PSD-P	0						0			0	
		Wr	90						84			90	
	Black Crappie	PSD	6									69	
		PSD-P	6									0	
		Wr	97									86	
	Bluegill	PSD	1							66		10	
		PSD-P	0							0		0	
		Wr	102							108		122	

Gear	Species	Index	Year										
			2015	2016	2017	2018	2019	2020	2021	2022	2023	2024	
frame net (std 3/4 in)	Channel Catfish	PSD	43							100			44
		PSD-P	0						0			0	
		Wr	106						117			92	
	Largemouth Bass	PSD	0										0
		PSD-P	0										0

Back-Calculated Lengths

Mean species back-calculated total length (mm) at age, standard error (SE), and sample size (N).

Species: Largemouth Bass

Year Class	Age	Mean back-calculated length (SE) at age											
		N	1	2	3	4	5	6	7	8	9	10	
2023	1	20	126 (2.1)										
Weighted Mean		20	126										
Year Class	Age	N	11	12	13	14	15	16	17	18	19	20	
2023	1	20											
Weighted Mean		20											

Length at Capture

Mean length at capture by age across years sampled, sample size (N).

Species: Black Crappie

Mean Length (expanded sample number) at capture by age											
Year	N	1	2	3	4	5	6	7	8	9	10+
2015	34		141 (2)	168 (19)	167 (11)				344 (2)		

Species: Bluegill

Mean Length (expanded sample number) at capture by age											
Year	N	1	2	3	4	5	6	7	8	9	10+
2021	334		127 (27)	155 (150)	165 (141)	180 (17)					
2015	99		98 (1)	114 (57)	125 (41)						

Species: Largemouth Bass

Mean Length (expanded sample number) at capture by age											
Year	N	1	2	3	4	5	6	7	8	9	10+
2024	43	199 (43)									
2021	25	126 (13)	156 (2)		352 (3)	350 (2)	401 (3)	425 (2)			
2015	71	164 (43)		379 (5)	407 (3)	440 (3)	448 (7)	480 (9)	505 (1)		

Fish Condition

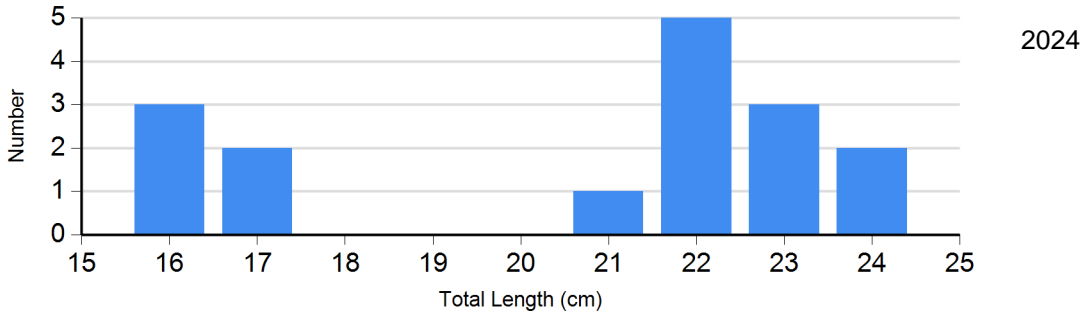
Mean relative weight (Wr) by sample size (N), length category stock to quality (S-Q), quality to preferred (Q-P), preferred to memorable (P-M), and memorable (M) for species collected across survey years with standard error (SE).

Species	Year	Length Groups							
		S-Q		Q-P		P-M		M	
		N	Wr (SE)	N	Wr (SE)	N	Wr (SE)	N	Wr (SE)
Black Crappie Frame Net	2024	5	94 (3.9)	11	83 (1.5)	0		0	
Bluegill Frame Net	2021	148	109 (2.0)	288	107 (0.9)	0		0	
	2024	65	124 (2.2)	7	113 (4.1)	0		0	
Largemouth Bass Electro Fishing	2021	0		5	113 (2.7)	5	113 (3.9)	0	
	2023	0		0		0		0	
	2024	22	99 (1.0)	0		0		0	

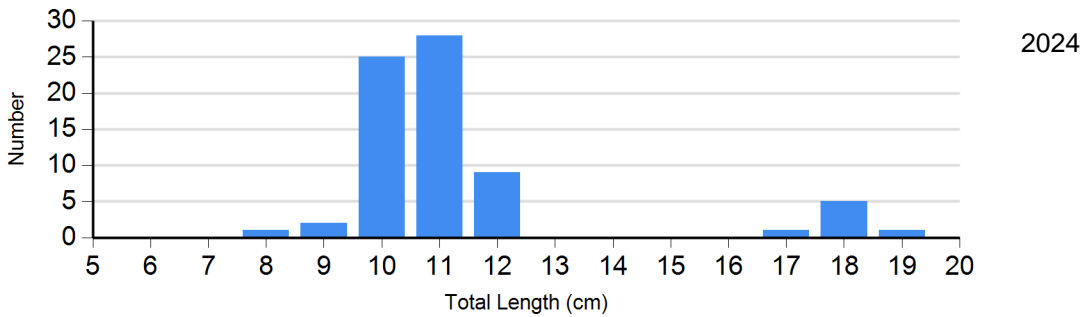
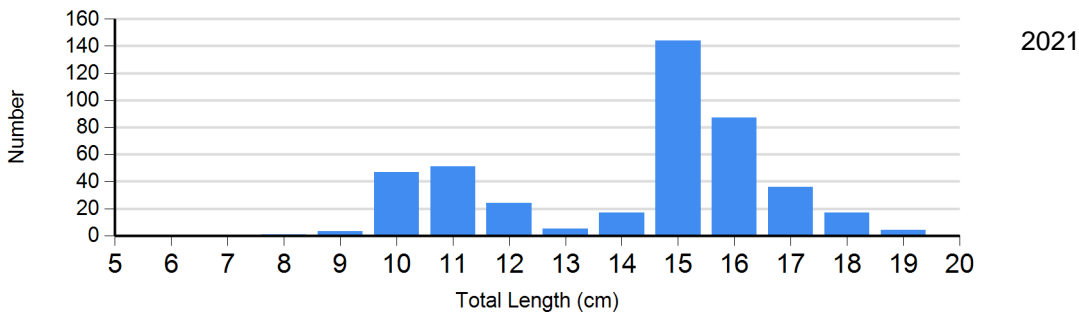
Length Frequency Distribution

Length frequency histogram of species sampled by year.

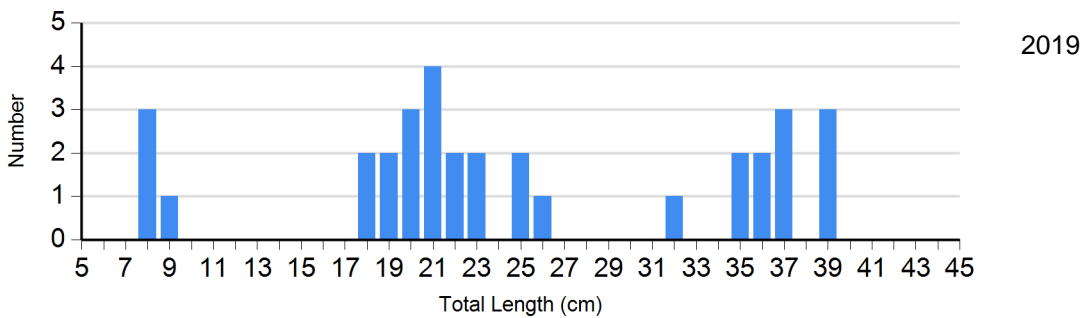
Species: Black Crappie
Gear: frame net (std 3/4 in)

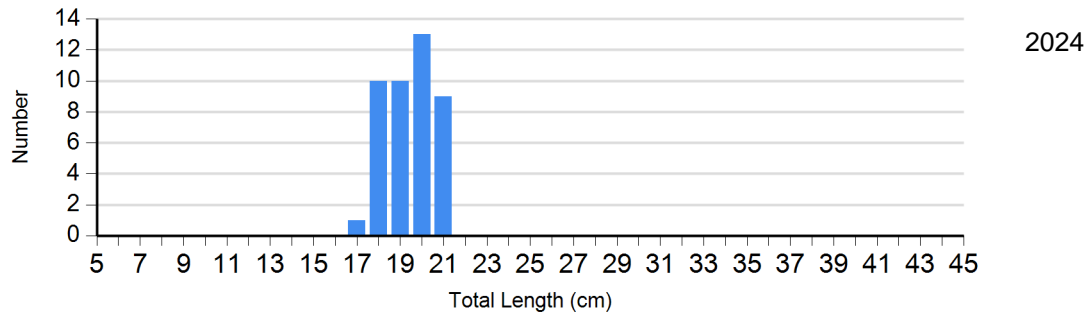

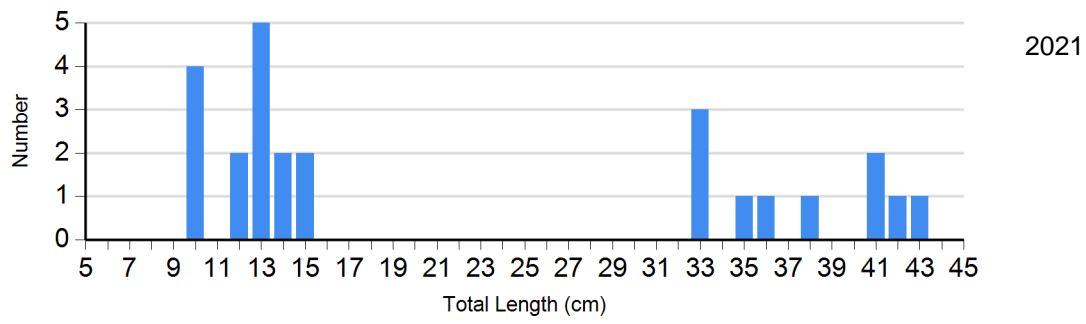


Species: Bluegill
Gear: frame net (std 3/4 in)



Species: Largemouth Bass
Gear: boat shocker (night)

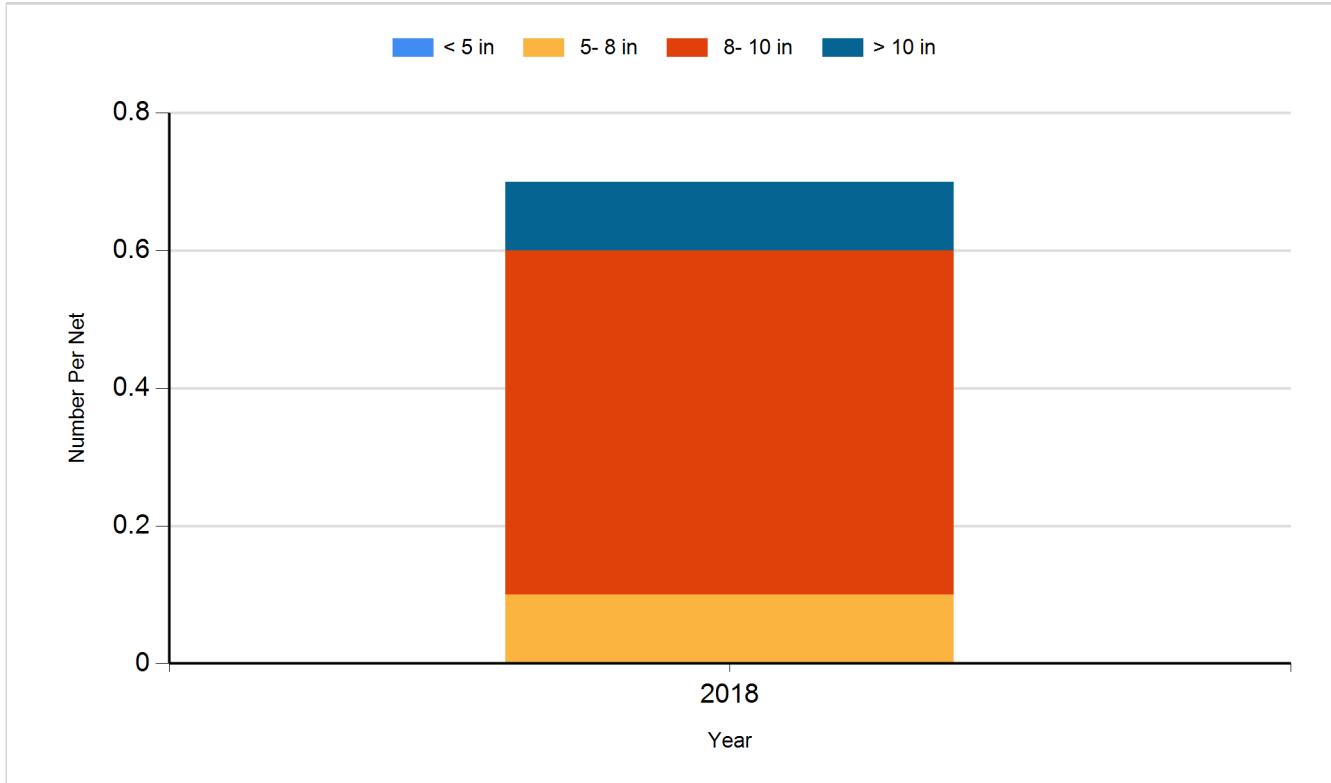




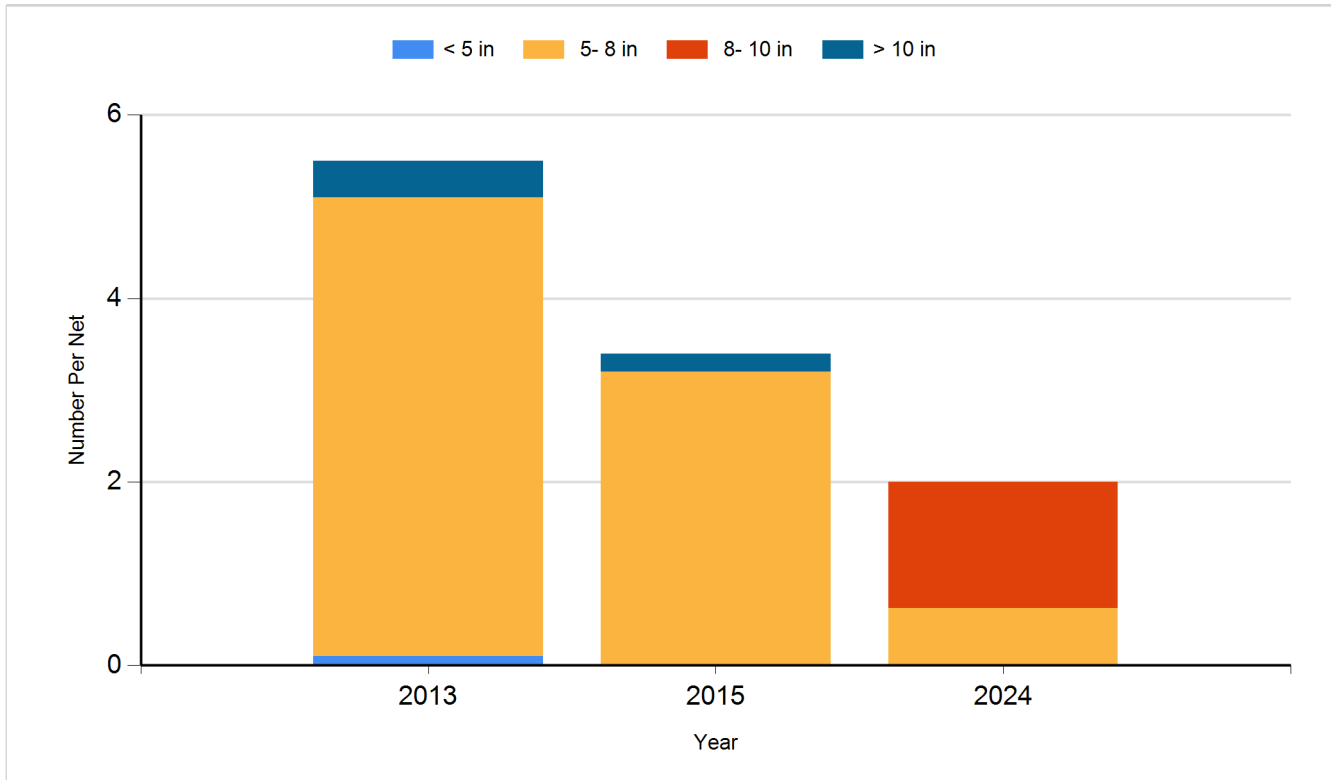
Historic Fish Sizes and Relative Abundance

Size distribution per net by color for species sampled by year.

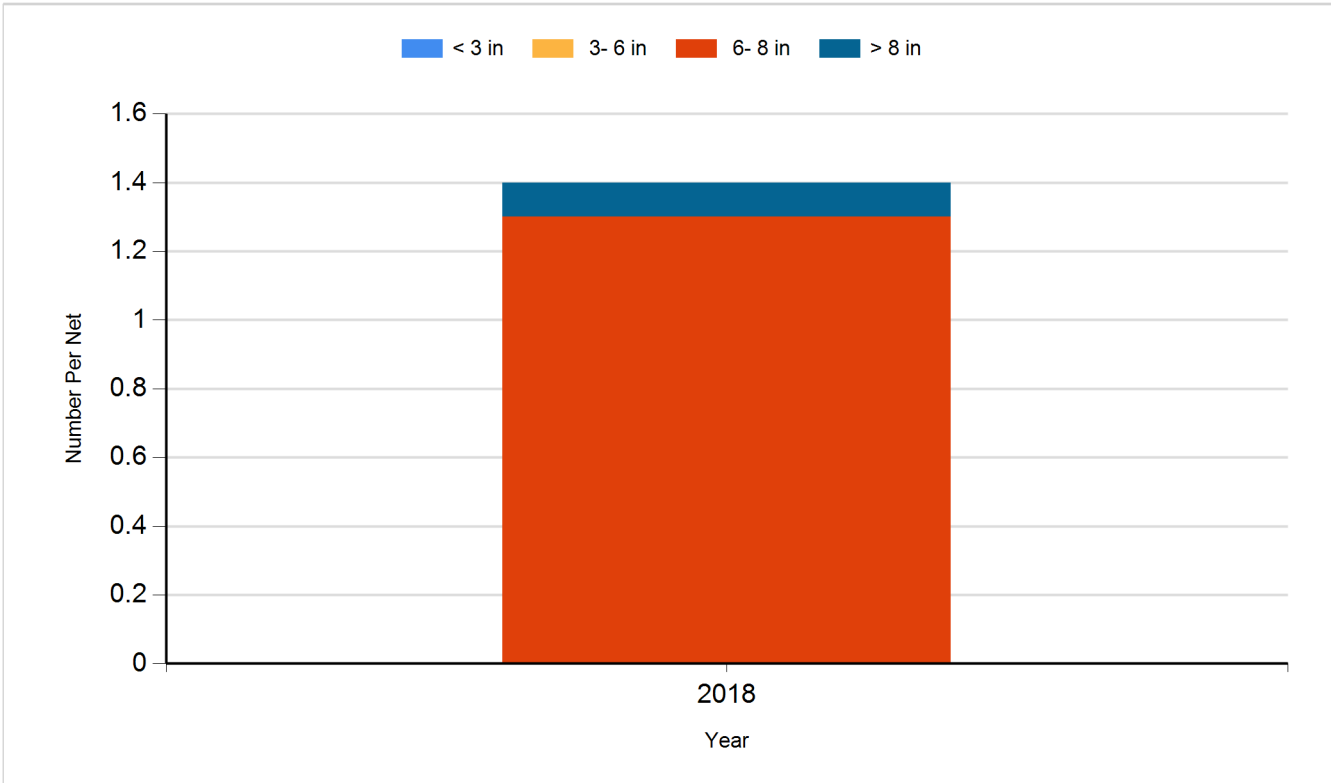
Species: Black Crappie
Gear: AFS std frame net



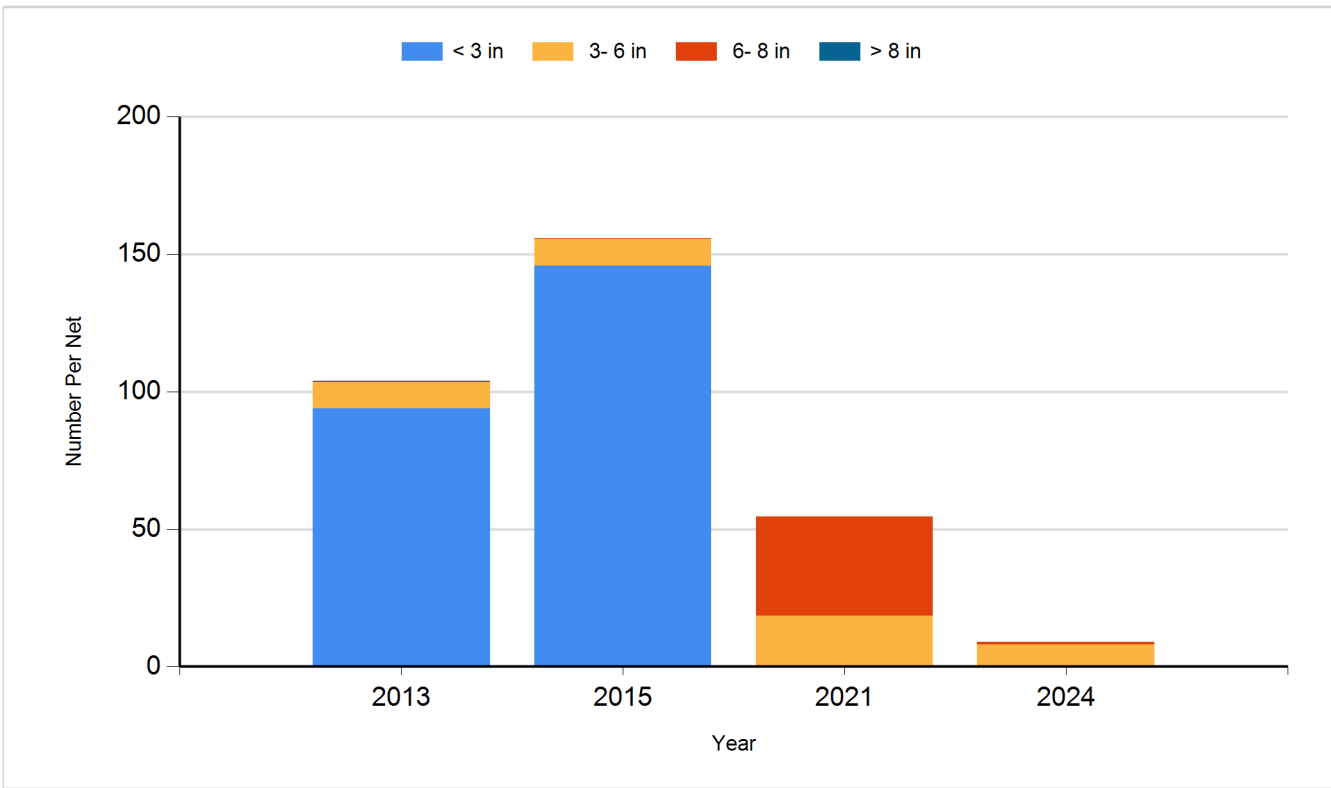
Species: Black Crappie
Gear: frame net (std 3/4 in)



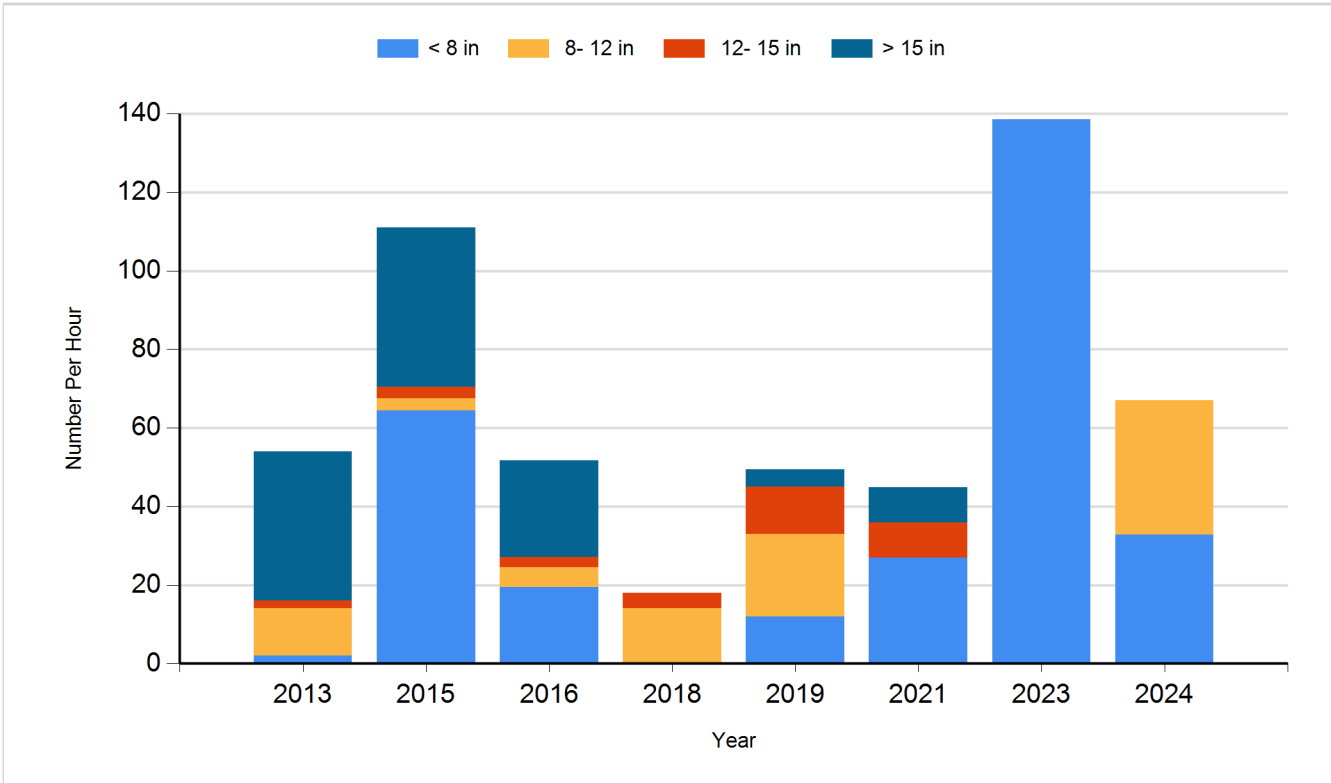
Species: Bluegill
Gear: AFS std frame net



Species: Bluegill
Gear: frame net (std 3/4 in)



Species: Largemouth Bass
Gear: boat shocker (night)



Fish Stocking

Number of fish stocked by year, species, and size.

Year	Species	Size	Number
2014	Channel Catfish	Juvenile	100
2015	Largemouth Bass	Juvenile	645
2018	Black Crappie	Adult	2
2018	Bluegill	Adult	79
2018	Catfish	Adult	99
2018	Largemouth Bass	Adult	105
2019	Largemouth Bass	Adult	88
2019	Largemouth Bass	Juvenile	168
2022	Black Crappie	Adult	400
2022	Channel Catfish	Adult	120
2023	Black Crappie	Adult	300
2023	Bluegill	Adult	300
2023	Channel Catfish	Adult	210
2023	Largemouth Bass	Juvenile	1,400
2024	Black Crappie	Adult	261
2024	Channel Catfish	Juvenile	820