

# Creel and Lake Information

## Lake Information

**Lake Name:** Reetz  
**Lake Code:** MUD-Lake-317-801  
**Surface Area:** 564.62 Hectares  
**County:** Day  
**Start Date:** 5/21/2016  
**End Date:** 8/19/2016  
**Months Included:** May, June, July, August

Table 1. Percent of angling parties interviewed primarily targeting a species (or any species) by month and overall for Reetz during 2015 - 2016. Any Species (ANY), Black Crappie (BLC), Bluegill (BLG), Smallmouth Bass (SMB), Walleye (WAE), Yellow Perch (YEP).

Year	Month	# of Interviews	Percent of Anglers Targeting					
			ANY	BLC	BLG	SMB	WAE	YEP
2016	May	25	8.0	28.0	0.0	12.0	52.0	0.0
	June	37	16.2	16.2	0.0	13.5	54.1	0.0
	July	30	10.0	3.3	0.0	10.0	76.7	0.0
	August	15	0.0	40.0	0.0	13.3	46.7	0.0
	Overall	107	10.3	18.7	0.0	12.1	58.9	0.0

Table 2. Monthly and overall number of interviews, angler hours, angler days, mean trip length, mean party size, percent of parties interviewed that were South Dakota residents, percent of angling activity from a boat or shack and percent of angling activity that occurred on weekends and holidays at Reetz (80% confidence interval).

Year	Month	# Interviews	Angler Hours	Angler Days	Trip Length (h)	Party Size	% SD Residents	% Boat or Shack	% Weekend/Holidays
2016	May	25	4,986 (2,749)	1,749	2.85	2.44 (0.07)	36	88	80
	June	37	8,399 (1,747)	2,435	3.45	2.34 (0.18)	35	86	43
	July	30	5,023 (1,376)	1,099	4.57	2.16	53	100	83
	August	15	2,282 (577)	542	4.21	2.68	60	100	73
	Overall	107	20,689 (3,582)	5,488	3.77	2.41 (0.05)	44	93	67

Table 3. Estimated fishing pressure (angler hours) by month during the summer season 2016 daylight period on Reetz (80% confidence interval).

Lake	Month				Total
	April	May	June	July	
Reetz	4,986 (2,749)	8,399 (1,747)	5,023 (1,376)	2,282 (577)	20,689 (3,582)

Table 4. Estimated number of fish harvested, by species and month, for the summer season 2016 daylight period on Reetz (80% confidence interval).

Species	Month			Total
	May	June	August	
Black Crappie	463 (237)	754 (685)	149 (50)	1,217 (922)
Bluegill	0	0	0	0
Smallmouth Bass	61	0	0	61
Walleye	0	0	0	0
Yellow Perch	0	0	0	0
Total	524 (237)	754 (685)	149 (50)	1,278 (922)

Table 5a. Estimated monthly and overall angler catch rate per hour fished (C/h) for all anglers by species at Reetz (80% confidence interval). Abbreviations for species are as follows: Black Crappie (BLC), Bluegill (BLG), Smallmouth Bass (SMB), Walleye (WAE), Yellow Perch (YEP) and other species (Other).

Year	Month	BLC	BLG	SMB	WAE	YEP
		C/h	C/h	C/h	C/h	C/h
2016	May	0.11 (0.06)	0.00	0.36 (0.41)	0.50 (0.63)	0.00
	June	0.11 (0.07)	0.00	0.60 (0.24)	0.71 (0.20)	0.00
	July	0.00	0.02	0.76 (0.55)	0.95 (0.88)	0.00
	August	0.07 (0.04)	0.00	0.52 (0.35)	0.36 (0.24)	0.00
	Overall	0.08 (0.03)	<0.01	0.57 (0.21)	0.68 (0.27)	0.00

Table 5b. Estimated monthly and overall angler harvest rate per hour fished (H/h) for all anglers by species at Reetz (80% confidence interval). Abbreviations for species are as follows: Black Crappie (BLC), Bluegill (BLG), Smallmouth Bass (SMB), Walleye (WAE), Yellow Perch (YEP) and other species (Other).

Year	Month	BLC	BLG	SMB	WAE	YEP
		H/h	H/h	H/h	H/h	H/h
2016	May	0.09 (0.06)	0.00	0.01 (<0.01)	0.00	0.00
	June	0.09 (0.08)	0.00	0.00	0.00	0.00
	July	0.00	0.00	0.00	0.00	0.00
	August	0.07 (0.04)	0.00	0.00	0.00	0.00
	Overall	0.07 (0.03)	0.00	<0.01 (<0.01)	0.00	0.00

Table 6a. Estimated monthly and overall angler catch rate per hour fished (C/h) only for anglers primarily targeting a species at Reetz. (80% confidence interval). Abbreviations for species are as follows: Black Crappie (BLC), Bluegill (BLG), Smallmouth Bass (SMB), Walleye (WAE), Yellow Perch (YEP) and Other Species (Other).

Year	Month	BLC	BLG	SMB	WAE	YEP
		C/h	C/h	C/h	C/h	C/h
2016	May	0.61	0.00	1.29	1.31 (0.34)	0.00
	June	0.18 (0.19)	0.00	2.12 (3.43)	0.64 (0.46)	0.00
	July	0.00	0.00	2.62	1.55 (0.16)	0.00
	August	0.07 (0.01)	0.00	1.11	0.24 (0.27)	0.00
	Overall	0.26 (0.06)	0.00	1.78 (0.84)	0.94 (0.16)	0.00

Table 6b. Estimated monthly and overall angler harvest rate per hour fished (H/h) only for anglers primarily targeting a species at Reetz. (80% confidence interval). Abbreviations for species are as follows: Black Crappie (BLC), Bluegill (BLG), Smallmouth Bass (SMB), Walleye (WAE), Yellow Perch (YEP) and Other Species (Other).

Year	Month	BLC	BLG	SMB	WAE	YEP
		H/h	H/h	H/h	H/h	H/h
2016	May	0.61	0.00	0.23	0.00	0.00
	June	0.14 (0.20)	0.00	0.00	0.00	0.00
	July	0.00	0.00	0.00	0.00	0.00
	August	0.07 (0.11)	0.00	0.00	0.00	0.00
	Overall	0.25 (0.07)	0.00	0.06	0.00	0.00



Table 7a. Estimated monthly and overall angler catch (C) for all anglers by species at Reetz (80% confidence interval). Abbreviations for species are as follows: Black Crappie (BLC), Bluegill (BLG), Smallmouth Bass (SMB), Walleye (WAE), Yellow Perch (YEP) and other species (Other).

Year	Month	BLC	BLG	SMB	WAE	YEP
		C	C	C	C	C
2016	May	544 (237)	0	1,790 (1,045)	2,511 (1,695)	0
	June	917 (668)	0	4,998 (2,243)	5,934 (1,632)	0
	July	0	92	3,813 (1,875)	4,771 (2,162)	0
	August	168 (52)	0	1,175 (481)	817 (335)	0
	Overall	1,629 (711)	92	11,776 (3,141)	14,032 (3,213)	0

Table 7b. Estimated monthly and overall angler harvest (H) for all anglers by species at Reetz (80% confidence interval). Abbreviations for species are as follows: Black Crappie (BLC), Bluegill (BLG), Smallmouth Bass (SMB), Walleye (WAE), Yellow Perch (YEP) and other species (Other).

Year	Month	BLC	BLG	SMB	WAE	YEP
		H	H	H	H	H
2016	May	463 (237)	0	61	0	0
	June	754 (685)	0	0	0	0
	July	0	0	0	0	0
	August	149 (50)	0	0	0	0
	Overall	1,366 (726)	0	61	0	0

Table 8. Estimated number and rate (number per hour) of Black Crappie (BLC), Bluegill (BLG), Smallmouth Bass (SMB), Walleye (WAE), Yellow Perch (YEP) caught and harvested by anglers during the summer and winter fisheries on Reetz, (80% confidence interval).

**Black Crappie**

Season	Year	Catch	Harvest	Catch Rate	Harvest Rate
Summer	2016	1,629 (711)	1,366 (726)	0.08 (0.03)	0.07 (0.03)

**Bluegill**

Season	Year	Catch	Harvest	Catch Rate	Harvest Rate
Summer	2016	92	0	<0.01	0.00

**Smallmouth Bass**

Season	Year	Catch	Harvest	Catch Rate	Harvest Rate
Summer	2016	11,776 (3,141)	61	0.57 (0.21)	<0.01 (<0.01)

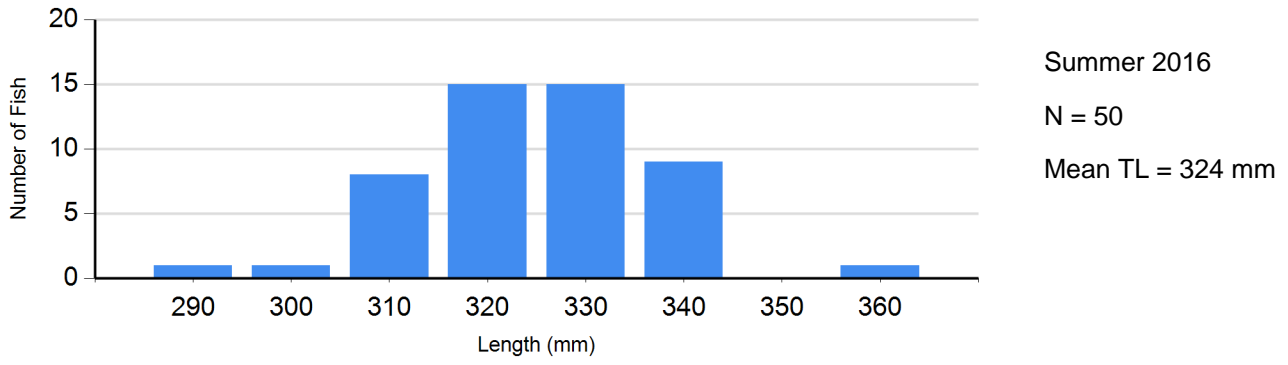
**Walleye**

Season	Year	Catch	Harvest	Catch Rate	Harvest Rate
Summer	2016	14,032 (3,213)	0	0.68 (0.27)	0.00

Table 9. The number of fish harvested with each species by length group (mm) for the winter and summer fisheries at Reetz. Abbreviations for species are as follows: Black Crappie (BLC), Bluegill (BLG), Smallmouth Bass (SMB), Walleye (WAE), Yellow Perch (YEP).

<b>Summer 2016</b>					
Length Group (mm)	BLC (N=50)	BLG (N=0)	SMB (N=3)	WAE (N=0)	YEP (N=0)
290	1				
300	1		1		
310	8				
320	15				
330	15		2		
340	9				
350					
360	1				

Length frequency of angler-harvested Black Crappie measured by the creel clerk during creel surveys on Reetz.



South Dakota county of residence for winter and summer resident anglers fishing Reetz, South Dakota between May 2016 and August 2016.

Summer 2016


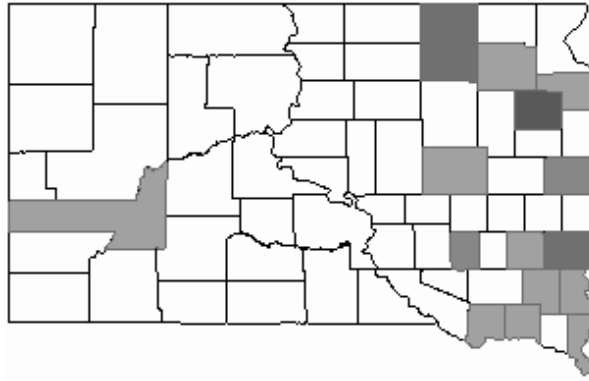


Table 10. Number of parties or anglers interviewed that harvested (or caught) a specified number of fish total over selected strata for a species.

Angler Harvest	Count				
	BLC (n=31)	BLG (n=0)	SMB (n=3)	WAE (n=0)	YEP (n=0)
0.00	0	0	0	0	0
0.50	1	0	0	0	0
1.00	4	0	3	0	0
1.50	9	0	0	0	0
4.00	8	0	0	0	0
4.50	9	0	0	0	0

Table 11 The number (N) and percent of total interviews in supplemental-response categories by question asked during interviews at Reetz.

Question: Considering all factors, how satisfied are you with your fishing trip today?

Response	Summer 2016 (n = 106)
Moderately Dissatisfied <input type="checkbox"/>	8%
Moderately Satisfied/Against <input type="checkbox"/>	3%
Neutral <input type="checkbox"/>	38%
Slightly Dissatisfied <input type="checkbox"/>	18%
Slightly Satisfied/No Opinion <input type="checkbox"/>	10%
Very Satisfied/Favor <input type="checkbox"/>	24%