

# Creel and Lake Information

## Lake Information

**Lake Name:** Enemy Swim  
**Lake Code:** UBS-Lake-196-000  
**Surface Area:** 884.65 Hectares  
**County:** Day  
**Start Date:** 1/15/2017  
**End Date:** 8/7/2017  
**Months Included:** January, February, March, May, June, July

Table 1. Percent of angling parties interviewed primarily targeting a species (or any species) by month and overall for Enemy Swim during 2016 - 2017. Any Species (ANY), Black Bullhead (BLB), Black Crappie (BLC), Bluegill (BLG), Largemouth Bass (LMB), Northern Pike (NOP), Rock Bass (ROB), Smallmouth Bass (SMB), Walleye (WAE), White Bass (WHB), Yellow Perch (YEP).

Year	Month	# of Interviews	Percent of Anglers Targeting									
			ANY	BLB	BLC	BLG	LMB	NOP	ROB	SMB	WAE	WHB
2016	January	29	6.9	0.0	6.9	75.9	0.0	0.0	0.0	3.4	3.4	0.0
	February	54	24.1	0.0	11.1	55.6	0.0	1.9	0.0	1.9	1.9	0.0
	March	33	3.0	0.0	3.0	87.9	0.0	3.0	0.0	3.0	0.0	0.0
	May	18	16.7	0.0	5.6	33.3	0.0	0.0	0.0	5.6	33.3	0.0
	June	30	10.0	0.0	3.3	40.0	3.3	0.0	0.0	10.0	33.3	0.0
	July	15	6.7	0.0	0.0	60.0	0.0	0.0	0.0	6.7	13.3	0.0
	August	15	6.7	0.0	0.0	73.3	0.0	0.0	0.0	0.0	20.0	0.0
	December	6	0.0	0.0	0.0	100.0	0.0	0.0	0.0	0.0	0.0	0.0
	Overall	200	12.0	0.0	5.5	62.5	0.5	1.0	0.0	4.0	11.5	0.0
2017	January	26	30.8	0.0	15.4	34.6	0.0	7.7	0.0	3.8	7.7	0.0
	February	30	20.0	0.0	3.3	56.7	0.0	3.3	0.0	0.0	6.7	0.0
	March	22	9.1	0.0	0.0	86.4	0.0	0.0	0.0	0.0	4.5	0.0
	May	16	6.3	0.0	6.3	12.5	0.0	0.0	0.0	31.3	43.8	0.0
	June	32	6.3	0.0	0.0	31.3	6.3	0.0	0.0	6.3	31.3	0.0
	July	26	11.5	0.0	0.0	38.5	0.0	3.8	0.0	0.0	30.8	0.0
	August	1	100.0	0.0	0.0	0.0	0.0	0.0	0.0	0.0	0.0	0.0
	Overall	153	15.0	0.0	3.9	43.8	1.3	2.6	0.0	5.2	19.6	0.0

Table 2. Monthly and overall number of interviews, angler hours, angler days, mean trip length, mean party size, percent of parties interviewed that were South Dakota residents, percent of angling activity from a boat or shack and percent of angling activity that occurred on weekends and holidays at Enemy Swim (80% confidence interval).

Year	Month	# Interviews	Angler Hours	Angler Days	Trip Length (h)	Party Size	% SD Residents	% Boat or Shack	% Weekend/Holidays
2015-2016	January	29	4,593 (1,577)	1,882	2.44	2.06 (0.33)	41	79	76
	February	54	6,848 (1,694)	1,482	4.62 (2.13)	2.32 (0.65)	30	78	65
	March	33	8,473 (3,725)	1,900	4.46 (1.57)	2.45 (0.67)	21	48	9
	Overall	116	28,058 (5,311)	7,345	3.82 (0.88)	2.27 (0.33)	33	70	55
2016	May	18	7,322 (3,393)	2,288	3.20	2.82 (0.17)	56	89	89
	June	30	10,201 (2,940)	2,292	4.45	2.29 (0.11)	47	97	73
	July	15	11,570 (5,845)	2,635	4.39	2.20	33	100	60
	August	15	10,193 (2,928)	2,492	4.09	2.34	40	100	67
	Overall	78	39,285 (7,931)	9,748	4.03	2.41 (0.05)	45	96	73
2016-2017	January	26	778 (289)	122	6.40 (3.14)	2.04 (0.23)	54	73	81
	February	30	4,059 (1,593)	840	4.83 (2.84)	1.88 (0.93)	63	40	77
	March	22	6,720 (4,887)	1,755	3.83 (0.21)	1.66 (0.11)	27	50	50
	Overall	78	15,530 (5,428)	3,069	5.06 (1.46)	1.86 (0.33)	46	55	69
2017	May	16	3,799 (1,805)	879	4.32	2.16 (0.17)	38	94	69
	June	32	5,458 (1,430)	1,293	4.22	1.90	47	100	50
	July	26	4,584 (1,633)	975	4.70	1.90 (0.28)	65	96	73
	Overall	75	18,500 (2,846)	4,148	4.46	1.80 (0.09)	51	97	61

Table 3. Estimated fishing pressure (angler hours) by month during the summer season 2017 daylight period on Enemy Swim (80% confidence interval).

Lake	Month				Total
	April	May	June	July	
Enemy Swim	3,799 (1,805)	5,458 (1,430)	4,584 (1,633)	4,659 (358)	18,500 (2,846)

Table 4. Estimated number of fish harvested, by species and month, for the summer season 2017 daylight period on Enemy Swim (80% confidence interval).

Species	Month			Total
	May	June	July	
Black Bullhead	0	0	0	0
Black Crappie	0	27 (35)	0	27 (35)
Bluegill	0	966 (540)	228 (125)	1,194 (665)
Largemouth Bass	24 (25)	265 (212)	0	289 (237)
Northern Pike	0	53 (51)	74 (69)	127 (120)
Rock Bass	0	0	0	0
Smallmouth Bass	119 (124)	344 (160)	371 (216)	834 (501)
Walleye	499 (352)	412 (288)	453 (243)	1,364 (882)
White Bass	32 (39)	0	46 (70)	78 (109)
Yellow Perch	0	25 (32)	0	25 (32)
Total	673 (540)	2,092 (1,318)	1,173 (723)	3,938 (2,581)

Table 5a. Estimated monthly and overall angler catch rate per hour fished (C/h) for all anglers by species at Enemy Swim (80% confidence interval). Abbreviations for species are as follows: Black Bullhead (BLB), Black Crappie (BLC), Bluegill (BLG), Largemouth Bass (LMB), Northern Pike (NOP), Rock Bass (ROB), Smallmouth Bass (SMB), Walleye (WAE), White Bass (WHB), Yellow Perch (YEP) and other species (Other).

Year	Month	BLB	BLC	BLG	LMB	NOP	ROB	SMB	WAE	WHB
		C/h	C/h	C/h	C/h	C/h	C/h	C/h	C/h	C/h
2015-2016	January	0.00	0.00	0.30	0.00	<0.01	0.00	<0.01	0.01	0.00
	February	0.00	0.12	0.46	0.00	<0.01	0.00	0.03	0.05	0.00
	March	0.00	0.02	3.01	0.01	0.07	0.00	0.03	0.01	0.00
	Overall	0.00	0.04	1.07	<0.01	0.02	0.00	0.02	0.02	0.00
2016	May	0.00	0.16	0.02 (0.02)	0.21	0.05 (0.05)	0.00	0.07 (0.06)	0.24 (0.28)	0.00
	June	0.00	0.01 (0.01)	0.08 (0.05)	<0.01 (<0.01)	0.03 (0.02)	0.01 (<0.01)	0.34 (0.46)	0.09 (0.07)	<0.01 (<0.01)
	July	0.00	0.03 (0.03)	1.03 (1.56)	0.05 (0.07)	0.02 (0.03)	0.02 (0.03)	0.23 (0.26)	0.15 (0.19)	0.03 (0.04)
	August	0.00	0.01 (<0.01)	1.48 (0.81)	0.00	0.02 (0.03)	0.00	0.14 (0.10)	0.13 (0.12)	0.01 (<0.01)
	Overall	0.00	0.04 (0.01)	0.71 (0.44)	0.05 (0.02)	0.03 (0.01)	0.01 (<0.01)	0.20 (0.13)	0.15 (0.08)	0.01 (<0.01)
2016-2017	January	0.00	0.01	0.05	0.00	0.01	0.00	<0.01	0.02	0.00
	February	0.00	0.01	1.29	0.01	0.04	0.00	0.02	0.02	0.00
	March	0.00	0.21	6.07	0.08	0.13	0.00	0.00	<0.01	0.01
	Overall	0.00	0.09	2.97	0.04	0.07	0.00	0.01	0.01	<0.01
2017	May	0.00	0.00	0.01 (0.01)	0.12 (0.12)	0.24 (0.26)	0.00	0.20 (0.27)	0.20 (0.21)	0.01 (0.01)
	June	<0.01 (<0.01)	<0.01 (<0.01)	1.08 (0.77)	0.13 (0.09)	0.04 (0.02)	0.02 (0.02)	0.52 (0.30)	0.16 (0.11)	0.01 (0.01)
	July	0.00	<0.01 (<0.01)	0.21 (0.10)	0.00	0.07 (0.04)	0.00	0.26 (0.26)	0.16 (0.11)	0.01 (0.03)
	August	0.00	0.00	0.00	0.00	0.00	0.00	0.00	0.00	0.00
	Overall	<0.01 (<0.01)	<0.01 (<0.01)	0.37 (0.24)	0.06 (0.04)	0.08 (0.05)	0.01 (<0.01)	0.26 (0.11)	0.13 (0.05)	0.01 (<0.01)

Table 5b. Estimated monthly and overall angler harvest rate per hour fished (H/h) for all anglers by species at Enemy Swim (80% confidence interval). Abbreviations for species are as follows: Black Bullhead (BLB), Black Crappie (BLC), Bluegill (BLG), Largemouth Bass (LMB), Northern Pike (NOP), Rock Bass (ROB), Smallmouth Bass (SMB), Walleye (WAE), White Bass (WHB), Yellow Perch (YEP) and other species (Other).

Year	Month	BLB	BLC	BLG	LMB	NOP	ROB	SMB	WAE	WHB
		H/h	H/h	H/h	H/h	H/h	H/h	H/h	H/h	H/h
2015-2016	January	0.00	0.00	0.09	0.00	0.00	0.00	0.00	0.01	0.00
	February	0.00	0.11	0.08	0.00	<0.01	0.00	0.00	<0.01	0.00
	March	0.00	<0.01	1.09	0.00	0.06	0.00	0.00	<0.01	0.00
	Overall	0.00	0.03	0.37	0.00	0.02	0.00	0.00	<0.01	0.00
2016	May	0.00	0.00	0.01 (<0.01)	0.00	0.01 (<0.01)	0.00	0.01 (0.02)	0.09 (0.10)	0.00
	June	0.00	0.01 (0.01)	0.04 (0.04)	0.00	<0.01 (<0.01)	0.01 (<0.01)	0.09 (0.16)	0.04 (0.03)	0.00
	July	0.00	0.02 (0.02)	0.52 (0.67)	0.00	0.00	0.00	0.02 (0.04)	0.03 (0.04)	0.00
	August	0.00	0.01 (<0.01)	0.99 (0.62)	0.00	0.01 (0.01)	0.00	0.01 (<0.01)	0.06 (0.05)	0.01 (<0.01)
	Overall	0.00	0.01 (<0.01)	0.42 (0.23)	0.00	<0.01 (<0.01)	<0.01 (<0.01)	0.04 (0.03)	0.05 (0.03)	<0.01 (<0.01)
2016-2017	January	0.00	0.01	0.01	0.00	<0.01	0.00	0.00	0.01	0.00
	February	0.00	<0.01	0.32	0.00	0.01	0.00	0.00	0.01	0.00
	March	0.00	0.03	0.89	0.01	0.04	0.00	0.00	<0.01	0.01
	Overall	0.00	0.01	0.47	0.01	0.02	0.00	0.00	<0.01	<0.01
2017	May	0.00	0.00	0.00	0.01 (<0.01)	0.00	0.00	0.03 (0.04)	0.13 (0.15)	0.01 (0.01)
	June	0.00	<0.01 (<0.01)	0.18 (0.11)	0.05 (0.04)	0.01 (<0.01)	0.00	0.06 (0.03)	0.08 (0.05)	0.00
	July	0.00	0.00	0.05 (0.04)	0.00	0.02 (0.02)	0.00	0.08 (0.07)	0.10 (0.07)	0.01 (0.02)
	August	0.00	0.00	0.00	0.00	0.00	0.00	0.00	0.00	0.00
	Overall	0.00	<0.01 (<0.01)	0.06 (0.03)	0.02 (0.01)	0.01 (<0.01)	0.00	0.05 (0.02)	0.07 (0.03)	<0.01 (<0.01)

Table 6a. Estimated monthly and overall angler catch rate per hour fished (C/h) only for anglers primarily targeting a species at Enemy Swim. (80% confidence interval). Abbreviations for species are as follows: Black Bullhead (BLB), Black Crappie (BLC), Bluegill (BLG), Largemouth Bass (LMB), Northern Pike (NOP), Rock Bass (ROB), Smallmouth Bass (SMB), Walleye (WAE), White Bass (WHB), Yellow Perch (YEP) and Other Species (Other).

Year	Month	BLB C/h	BLC C/h	BLG C/h	LMB C/h	NOP C/h	ROB C/h	SMB C/h	WAE C/h	WHB C/h
2015- 2016	January	0.00	0.00	0.41 (0.78)	0.00	0.00	0.00	0.21	0.00	0.00
	February	0.00	1.14 (1.39)	1.07 (0.49)	0.00	0.00	0.00	0.19	0.00	0.00
	March	0.00	0.00	2.74 (1.27)	0.00	0.30	0.00	0.62	0.00	0.00
	Overall	0.00	0.68 (0.83)	1.67 (0.61)	0.00	0.19	0.00	0.34	0.00	0.00
2016	May	0.00	0.00	0.01 (0.02)	0.00	0.00	0.00	0.00	0.35 (0.43)	0.00
	June	0.00	0.07	0.12 (0.46)	0.00	0.00	0.00	1.00(2.71)	0.39 (0.30)	0.00
	July	0.00	0.00	1.03 (0.22)	0.00	0.00	0.00	0.00	0.30 (2.41)	0.00
	August	0.00	0.00	1.17 (0.32)	0.00	0.00	0.00	0.00	0.40	0.00
	Overall	0.00	0.03	0.59 (0.15)	0.00	0.00	0.00	0.29(0.77)	0.37 (0.32)	0.00
2016- 2017	January	0.00	0.02 (0.07)	0.10 (0.10)	0.00	0.26	0.00	0.00	0.06 (0.15)	0.00
	February	0.00	0.20	4.71 (2.49)	0.00	0.00	0.00	0.00	0.00	0.00
	March	0.00	0.00	9.83 (2.01)	0.00	0.00	0.00	0.00	0.00	0.00
	Overall	0.00	0.15 (0.02)	4.90 (0.98)	0.00	0.07	0.00	0.00	0.01 (0.03)	0.00
2017	May	0.00	0.00	0.04 (0.22)	0.00	0.00	0.00	0.59	0.43 (0.36)	0.00
	June	0.00	0.00	5.95 (13.05)	0.71	0.00	0.00	3.19	0.45 (1.15)	0.00
	July	0.00	0.00	0.16 (0.27)	0.00	0.19	0.00	0.00	0.96 (0.12)	0.00
	Overall	0.00	0.00	2.55 (5.44)	0.71	0.19	0.00	1.87	0.62 (0.40)	0.00

Table 6b. Estimated monthly and overall angler harvest rate per hour fished (H/h) only for anglers primarily targeting a species at Enemy Swim. (80% confidence interval). Abbreviations for species are as follows: Black Bullhead (BLB), Black Crappie (BLC), Bluegill (BLG), Largemouth Bass (LMB), Northern Pike (NOP), Rock Bass (ROB), Smallmouth Bass (SMB), Walleye (WAE), White Bass (WHB), Yellow Perch (YEP) and Other Species (Other).

Year	Month	BLB	BLC	BLG	LMB	NOP	ROB	SMB	WAE	WHB
		H/h	H/h	H/h	H/h	H/h	H/h	H/h	H/h	H/h
2015-2016	January	0.00	0.00	0.14 (0.39)	0.00	0.00	0.00	0.00	0.00	0.00
	February	0.00	1.05 (1.14)	0.28 (0.22)	0.00	0.00	0.00	0.00	0.00	0.00
	March	0.00	0.00	0.77 (0.57)	0.00	0.30	0.00	0.00	0.00	0.00
	Overall	0.00	0.62 (0.68)	0.47 (0.27)	0.00	0.19	0.00	0.00	0.00	0.00
2016	May	0.00	0.00	0.01 (0.03)	0.00	0.00	0.00	0.00	0.14 (0.19)	0.00
	June	0.00	0.00	0.08 (0.15)	0.00	0.00	0.00	0.06 (0.12)	0.14 (0.09)	0.00
	July	0.00	0.00	0.59 (0.11)	0.00	0.00	0.00	0.00	0.07 (0.31)	0.00
	August	0.00	0.00	0.59 (0.15)	0.00	0.00	0.00	0.00	0.19	0.00
	Overall	0.00	0.00	0.32 (0.06)	0.00	0.00	0.00	0.02 (0.03)	0.15 (0.08)	0.00
2016-2017	January	0.00	0.02 (0.07)	0.01 (0.01)	0.00	0.26	0.00	0.00	0.04 (0.18)	0.00
	February	0.00	0.20	1.30 (0.86)	0.00	0.00	0.00	0.00	0.00	0.00
	March	0.00	0.00	1.79 (1.19)	0.00	0.00	0.00	0.00	0.00	0.00
	Overall	0.00	0.15 (0.02)	1.00 (0.50)	0.00	0.07	0.00	0.00	0.01 (0.03)	0.00
2017	May	0.00	0.00	0.00	0.00	0.00	0.00	0.00	0.11 (0.13)	0.00
	June	0.00	0.00	0.81 (2.07)	0.53	0.00	0.00	0.00	0.22 (1.13)	0.00
	July	0.00	0.00	0.11 (0.19)	0.00	0.00	0.00	0.00	0.41 (0.10)	0.00
	Overall	0.00	0.00	0.38 (0.86)	0.53	0.00	0.00	0.00	0.25 (0.37)	0.00



Table 7a. Estimated monthly and overall angler catch (C) for all anglers by species at Enemy Swim (80% confidence interval). Abbreviations for species are as follows: Black Bullhead (BLB), Black Crappie (BLC), Bluegill (BLG), Largemouth Bass (LMB), Northern Pike (NOP), Rock Bass (ROB), Smallmouth Bass (SMB), Walleye (WAE), White Bass (WHB), Yellow Perch (YEP) and other species (Other).

Year	Month	BLB	BLC	BLG	LMB	NOP	ROB	SMB	WAE	WHB
		C	C	C	C	C	C	C	C	C
2015-2016	January	0	0	1,381	0	11	0	21	41	0
	February	0	830	3,147	0	2	0	215	364	0
	March	0	154	25,533	73	589	0	248	58	0
	Overall	0	984	30,060	73	601	0	485	463	0
2016	May	0	1,148	110 (154)	1,530	367 (220)	0	514 (287)	1,745 (1,242)	0
	June	0	133 (99)	789 (564)	13 (12)	257 (173)	103 (67)	3,469 (2,633)	929 (547)	39 (31)
	July	0	312 (256)	11,968 (11,476)	588 (604)	240 (196)	276 (247)	2,676 (1,980)	1,703 (1,398)	360 (293)
	August	0	58 (37)	15,104 (4,273)	0	219 (255)	0	1,382 (536)	1,370 (1,187)	58 (37)
	Overall	0	1,650 (277)	27,971 (12,260)	2,131 (604)	1,083 (426)	379 (256)	8,041 (3,350)	5,747 (2,282)	456 (297)
2016-2017	January	0	7	35	0	11	0	2	18	0
	February	0	46	5,253	30	163	0	84	75	0
	March	0	1,379	40,767	532	874	0	0	15	46
	Overall	0	1,432	46,056	562	1,048	0	86	108	46
2017	May	0	0	32 (44)	444 (410)	903 (904)	0	746 (659)	744 (473)	32 (39)
	June	13 (18)	27 (35)	5,895 (4,482)	728 (497)	222 (88)	102 (105)	2,855 (1,094)	890 (446)	52 (43)
	July	0	15 (23)	965 (454)	0	320 (136)	0	1,184 (604)	712 (403)	61 (76)
	August	0	0	0	0	0	0	0	0	0
	Overall	13 (18)	42 (42)	6,892 (4,505)	1,172 (644)	1,445 (919)	102 (105)	4,785 (1,413)	2,347 (765)	145 (95)

Table 7b. Estimated monthly and overall angler harvest (H) for all anglers by species at Enemy Swim (80% confidence interval). Abbreviations for species are as follows: Black Bullhead (BLB), Black Crappie (BLC), Bluegill (BLG), Largemouth Bass (LMB), Northern Pike (NOP), Rock Bass (ROB), Smallmouth Bass (SMB), Walleye (WAE), White Bass (WHB), Yellow Perch (YEP) and other species (Other).

Year	Month	BLB	BLC	BLG	LMB	NOP	ROB	SMB	WAE	WHB
		H	H	H	H	H	H	H	H	H
2015-2016	January	0	0	428	0	0	0	0	25	0
	February	0	764	574	0	2	0	0	2	0
	March	0	41	9,251	0	522	0	0	26	0
	Overall	0	804	10,252	0	524	0	0	53	0
2016	May	0	0	37 (51)	0	37 (51)	0	73 (103)	643 (399)	0
	June	0	107 (92)	424 (277)	0	13 (12)	77 (50)	957 (971)	364 (228)	0
	July	0	216 (266)	5,961 (4,629)	0	0	0	288 (435)	396 (328)	0
	August	0	58 (37)	10,097 (4,496)	0	103 (107)	0	103 (107)	588 (442)	58 (37)
	Overall	0	381 (284)	16,519 (6,459)	0	153 (119)	77 (50)	1,422 (1,074)	1,990 (717)	58 (37)
2016-2017	January	0	7	4	0	1	0	0	9	0
	February	0	19	1,282	0	25	0	0	48	0
	March	0	182	5,981	93	259	0	0	15	46
	Overall	0	208	7,268	93	285	0	0	72	46
2017	May	0	0	0	24 (25)	0	0	119 (124)	499 (352)	32 (39)
	June	0	27 (35)	966 (540)	265 (212)	53 (51)	0	344 (160)	412 (288)	0
	July	0	0	228 (125)	0	74 (69)	0	371 (216)	453 (243)	46 (70)
	August	0	0	0	0	0	0	0	0	0
	Overall	0	27 (35)	1,194 (554)	289 (213)	127 (86)	0	834 (296)	1,364 (515)	78 (80)

Table 8. Estimated number and rate (number per hour) of Black Bullhead (BLB), Black Crappie (BLC), Bluegill (BLG), Largemouth Bass (LMB), Northern Pike (NOP), Rock Bass (ROB), Smallmouth Bass (SMB), Walleye (WAE), White Bass (WHB), Yellow Perch (YEP) caught and harvested by anglers during the summer and winter fisheries on Enemy Swim, (80% confidence interval).

**Black Bullhead**

Season	Year	Catch	Harvest	Catch Rate	Harvest Rate
Summer	2017	13 (18)	0	<0.01 (<0.01)	0.00
Winter	2014-2015	2	2	<0.01	<0.01

**Black Crappie**

Season	Year	Catch	Harvest	Catch Rate	Harvest Rate
Summer	2009	44 (70)	0	<0.01 (<0.01)	0.00
Summer	2010	13 (13)	0	<0.01 (<0.01)	0.00
Summer	2011	136	136	0.01	0.01
Summer	2013	2,018 (655)	1,254 (513)	0.04 (0.02)	0.03 (0.02)
Summer	2014	2,238 (1,008)	1,883 (951)	0.04 (0.03)	0.03 (0.03)
Summer	2015	117 (70)	117 (70)	0.01 (<0.01)	0.01 (<0.01)
Summer	2016	1,650 (277)	381 (284)	0.04 (0.01)	0.01 (<0.01)
Summer	2017	42 (42)	27 (35)	<0.01 (<0.01)	<0.01 (<0.01)
Winter	2007-2008	230	151	0.03	0.02
Winter	2008-2009	75	75	0.01	0.01
Winter	2009-2010	4	0	<0.01	0.00
Winter	2013-2014	811	690	0.03	0.02
Winter	2014-2015	2,530	2,255	0.07	0.06
Winter	2015-2016	984	804	0.04	0.03
Winter	2016-2017	1,432	208	0.09	0.01

**Bluegill**

Season	Year	Catch	Harvest	Catch Rate	Harvest Rate
Summer	2008	3,034 (793)	1,401 (82)	0.14 (0.07)	0.07 (0.03)
Summer	2009	4,124 (1,266)	44 (70)	0.19 (0.07)	<0.01 (<0.01)
Summer	2010	7,976 (6,270)	2,041 (1,606)	0.37 (0.31)	0.09 (0.08)
Summer	2011	10,089 (4,497)	2,976 (442)	0.53 (0.27)	0.16 (0.05)
Summer	2013	59,846 (13,046)	33,680 (6,987)	1.31 (0.29)	0.74 (0.18)
Summer	2014	32,097 (11,679)	22,492 (7,689)	0.59 (0.41)	0.41 (0.27)
Summer	2015	8,718 (2,360)	5,668 (1,409)	0.45 (0.22)	0.29 (0.15)
Summer	2016	27,971 (12,260)	16,519 (6,459)	0.71 (0.44)	0.42 (0.23)
Summer	2017	6,892 (4,505)	1,194 (554)	0.37 (0.24)	0.06 (0.03)
Winter	2007-2008	6,461	700	0.74	0.08
Winter	2008-2009	23,474	451	1.93	0.04
Winter	2009-2010	421	113	0.22	0.06
Winter	2010-2011	187	94	0.12	0.06
Winter	2013-2014	30,661	17,149	1.05	0.59
Winter	2014-2015	13,148	8,352	0.36	0.23
Winter	2015-2016	30,060	10,252	1.07	0.37
Winter	2016-2017	46,056	7,268	2.97	0.47

**Largemouth Bass**

Season	Year	Catch	Harvest	Catch Rate	Harvest Rate
Summer	2008	2,242 (1,171)	0	0.11 (0.06)	0.00
Summer	2009	3,664 (2,459)	37 (37)	0.17 (0.12)	<0.01 (<0.01)
Summer	2010	1,679 (884)	58 (53)	0.08 (0.05)	<0.01 (<0.01)
Summer	2011	2,219	0	0.12	0.00
Summer	2013	7,523 (3,556)	361 (682)	0.17 (0.09)	0.01 (0.02)
Summer	2014	2,752 (1,599)	0	0.05 (0.03)	0.00
Summer	2015	292 (118)	0	0.02 (<0.01)	0.00
Summer	2016	2,131 (604)	0	0.05 (0.02)	0.00
Summer	2017	1,172 (644)	289 (213)	0.06 (0.04)	0.02 (0.01)
Winter	2007-2008	10	0	<0.01	0.00
Winter	2013-2014	96	0	<0.01	0.00
Winter	2014-2015	165	0	<0.01	0.00
Winter	2015-2016	73	0	<0.01	0.00
Winter	2016-2017	562	93	0.04	0.01

---

**Northern Pike**

Season	Year	Catch	Harvest	Catch Rate	Harvest Rate
Summer	2008	224 (142)	17 (18)	0.01 (<0.01)	<0.01 (<0.01)
Summer	2009	702 (748)	0	0.03 (0.03)	0.00
Summer	2010	589 (173)	96	0.03 (0.01)	<0.01 (<0.01)
Summer	2011	1,541 (88)	139 (74)	0.08 (0.02)	0.01 (<0.01)
Summer	2013	1,698 (772)	50 (65)	0.04 (0.02)	<0.01 (<0.01)
Summer	2014	2,590 (869)	490 (502)	0.05 (0.02)	0.01 (<0.01)
Summer	2015	1,168 (918)	104 (67)	0.06 (0.04)	0.01 (<0.01)
Summer	2016	1,083 (426)	153 (119)	0.03 (0.01)	<0.01 (<0.01)
Summer	2017	1,445 (919)	127 (86)	0.08 (0.05)	0.01 (<0.01)
Winter	2007-2008	135	31	0.02	<0.01
Winter	2008-2009	201	190	0.02	0.02
Winter	2009-2010	2	2	<0.01	<0.01
Winter	2010-2011	16	16	0.01	0.01
Winter	2013-2014	204	96	0.01	<0.01
Winter	2014-2015	249	53	0.01	<0.01
Winter	2015-2016	601	524	0.02	0.02
Winter	2016-2017	1,048	285	0.07	0.02

**Rock Bass**

Season	Year	Catch	Harvest	Catch Rate	Harvest Rate
Summer	2008	1,273 (904)	341 (336)	0.06 (0.05)	0.02 (0.01)
Summer	2009	499 (166)	0	0.02 (<0.01)	0.00
Summer	2010	422 (245)	58 (53)	0.02 (0.01)	<0.01 (<0.01)
Summer	2011	1,060 (450)	355 (369)	0.06 (0.03)	0.02 (0.02)
Summer	2013	2,138 (2,417)	359 (179)	0.05 (0.05)	0.01 (<0.01)
Summer	2014	1,643 (982)	320 (256)	0.03 (0.02)	0.01 (<0.01)
Summer	2015	157 (153)	110 (164)	0.01 (<0.01)	0.01 (<0.01)
Summer	2016	379 (256)	77 (50)	0.01 (<0.01)	<0.01 (<0.01)
Summer	2017	102 (105)	0	0.01 (<0.01)	0.00
Winter	2008-2009	17	9	<0.01	<0.01
Winter	2013-2014	3	0	<0.01	0.00
Winter	2014-2015	107	10	<0.01	<0.01

**Smallmouth Bass**

Season	Year	Catch	Harvest	Catch Rate	Harvest Rate
Summer	2008	8,322 (2,769)	218 (205)	0.40 (0.21)	0.01 (0.01)
Summer	2009	10,631 (3,650)	0	0.48 (0.27)	0.00
Summer	2010	12,325 (4,053)	85 (115)	0.57 (0.27)	<0.01 (<0.01)
Summer	2011	18,448 (1,941)	1,823 (306)	0.98 (0.30)	0.10 (0.04)
Summer	2013	20,368 (3,077)	314 (86)	0.45 (0.11)	0.01 (<0.01)
Summer	2014	25,843 (7,216)	905 (506)	0.48 (0.23)	0.02 (0.01)
Summer	2015	4,535 (1,667)	300 (106)	0.24 (0.14)	0.02 (0.01)
Summer	2016	8,041 (3,350)	1,422 (1,074)	0.20 (0.13)	0.04 (0.03)
Summer	2017	4,785 (1,413)	834 (296)	0.26 (0.11)	0.05 (0.02)
Winter	2007-2008	1,039	0	0.12	0.00
Winter	2008-2009	5,312	0	0.44	0.00
Winter	2009-2010	7	0	<0.01	0.00
Winter	2013-2014	257	0	0.01	0.00
Winter	2014-2015	1,996	0	0.05	0.00
Winter	2015-2016	485	0	0.02	0.00
Winter	2016-2017	86	0	0.01	0.00



**Walleye**

Season	Year	Catch	Harvest	Catch Rate	Harvest Rate
Summer	2008	1,046 (517)	891 (451)	0.05 (0.04)	0.04 (0.03)
Summer	2009	141	0	0.01	0.00
Summer	2010	451 (272)	201 (335)	0.02 (0.01)	0.01 (0.02)
Summer	2011	2,924 (309)	0	0.15 (0.03)	0.00
Summer	2013	11,166 (2,151)	1,862 (262)	0.25 (0.08)	0.04 (<0.01)
Summer	2014	26,675 (9,103)	3,236 (964)	0.49 (0.26)	0.06 (0.02)
Summer	2015	4,012 (2,223)	554 (274)	0.21 (0.22)	0.03 (0.03)
Summer	2016	5,747 (2,282)	1,990 (717)	0.15 (0.08)	0.05 (0.03)
Summer	2017	2,347 (765)	1,364 (515)	0.13 (0.05)	0.07 (0.03)
Winter	2007-2008	501	38	0.06	<0.01
Winter	2009-2010	2	2	<0.01	<0.01
Winter	2013-2014	721	65	0.02	<0.01
Winter	2014-2015	1,883	435	0.05	0.01
Winter	2015-2016	463	53	0.02	<0.01
Winter	2016-2017	108	72	0.01	<0.01

**White Bass**

Season	Year	Catch	Harvest	Catch Rate	Harvest Rate
Summer	2008	223 (177)	17 (18)	0.01 (<0.01)	<0.01 (<0.01)
Summer	2009	208 (62)	0	0.01 (<0.01)	0.00
Summer	2011	104 (38)	74	0.01 (<0.01)	<0.01 (<0.01)
Summer	2013	110 (24)	66	<0.01 (<0.01)	<0.01 (<0.01)
Summer	2014	494 (336)	0	0.01 (<0.01)	0.00
Summer	2015	190 (23)	34 (19)	0.01 (<0.01)	<0.01 (<0.01)
Summer	2016	456 (297)	58 (37)	0.01 (<0.01)	<0.01 (<0.01)
Summer	2017	145 (95)	78 (80)	0.01 (<0.01)	<0.01 (<0.01)
Winter	2007-2008	2	2	<0.01	<0.01
Winter	2013-2014	3	0	<0.01	0.00
Winter	2014-2015	51	2	<0.01	<0.01
Winter	2016-2017	46	46	<0.01	<0.01

**Yellow Perch**

Season	Year	Catch	Harvest	Catch Rate	Harvest Rate
Summer	2008	1,140 (541)	17 (19)	0.05 (0.03)	<0.01 (<0.01)
Summer	2009	3,333 (744)	0	0.15 (0.04)	0.00
Summer	2010	10,997 (8,196)	218 (283)	0.51 (0.40)	0.01 (0.01)
Summer	2011	2,904 (836)	68	0.15 (0.01)	<0.01 (<0.01)
Summer	2013	3,204 (1,313)	239 (64)	0.07 (0.04)	0.01 (<0.01)
Summer	2014	1,721 (937)	455 (459)	0.03 (0.03)	0.01 (0.01)
Summer	2015	951 (204)	61 (65)	0.05 (0.02)	<0.01 (<0.01)
Summer	2016	5,142 (2,747)	26 (24)	0.13 (0.08)	<0.01 (<0.01)
Summer	2017	6,215 (981)	25 (32)	0.34 (0.07)	<0.01 (<0.01)
Winter	2007-2008	1,799	49	0.21	0.01
Winter	2008-2009	1,292	6	0.11	<0.01
Winter	2009-2010	54	0	0.03	0.00
Winter	2013-2014	3,289	57	0.11	<0.01
Winter	2014-2015	1,852	98	0.05	<0.01
Winter	2015-2016	12,550	156	0.45	0.01
Winter	2016-2017	11,372	121	0.73	0.01

Table 9. The number of fish harvested with each species by length group (mm) for the winter and summer fisheries at Enemy Swim. Abbreviations for species are as follows: Black Bullhead (BLB), Black Crappie (BLC), Bluegill (BLG), Largemouth Bass (LMB), Northern Pike (NOP), Rock Bass (ROB), Smallmouth Bass (SMB), Walleye (WAE), White Bass (WHB), Yellow Perch (YEP).

<b>Winter 2015-2016</b>									
Length Group (mm)	BLB (N=0)	BLC (N=27)	BLG (N=192)	LMB (N=0)	NOP (N=3)	ROB (N=0)	SMB (N=0)	WAE (N=1)	WHB (N=0)
160			3						
170			10						
180			24						
190			31						
200			48						
210		1	41						
220			18						
230			13						
240			4						
250		1							
260									
270		4							
280		6							
290		7							
300		3							
310		5							
370								1	
520					1				
530									
540									
550									
560					1				
570									
580					1				

**Summer 2016**

Length Group (mm)	BLB (N=0)	BLC (N=5)	BLG (N=169)	LMB (N=0)	NOP (N=3)	ROB (N=6)	SMB (N=31)	WAE (N=42)	WHB (N=1)
160			1						
170			1						
180			9						
190			14						
200			24						
210			27			1			
220			30			1			
230			44			2			
240			16						
250			2			2	1		
260			1				1		
270							1		
280		1							
290		2					2		
300		1					3		
310		1					7		
320							4		
330							5		
340							4		
350							3		1
380								11	
390								14	
400								6	
410								6	
420								3	
430									
440									
450									
460									
470								1	
480									
490								1	
500					1				
510									
520									
530									
540									
550					1				
560									
570									
580									
590									
600									
610									
620									
630									
640									
650									
660									
670									
680									
690									
700									
710									
720									
730									
740									
750									
760									
770									
780									
790					1				

---

**Winter 2016-2017**

Length Group (mm)	BLB (N=0)	BLC (N=69)	BLG (N=175)	LMB (N=1)	NOP (N=11)	ROB (N=0)	SMB (N=0)	WAE (N=7)	WHB (N=1)
160			3						
170			7						
180			31						
190			39						
200			28						
210			28						
220		1	12						
230		1	17						
240		4	9	1					
250		1	1						
260		4							
270									
280		1							
290		9							
300		19							
310		23							
320		5							
330		1							
370								1	1
380								2	
390								1	
400								1	
410									
420									
430								1	
440								1	
470					1				
480									
490					1				
500									
510									
520									
530					1				
540									
550					1				
560					1				
570					2				
580									
590									
600									
610									
620					1				
630					2				
640									
650									
660									
670									
680									
690									
700									
710									
720									
730									
740					1				

---

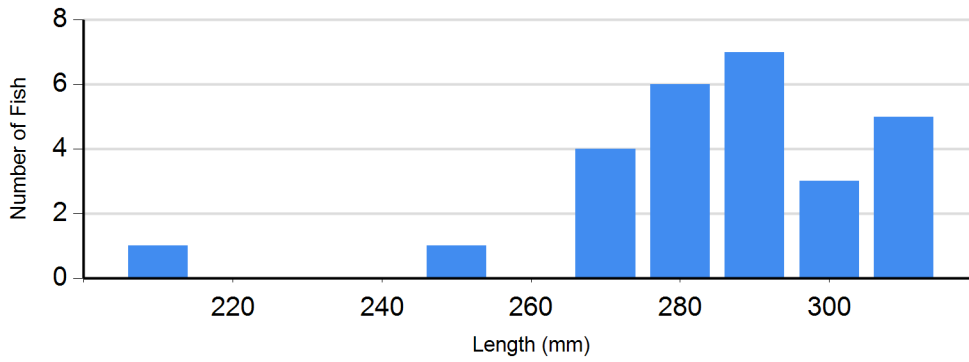
**Summer 2017**

---

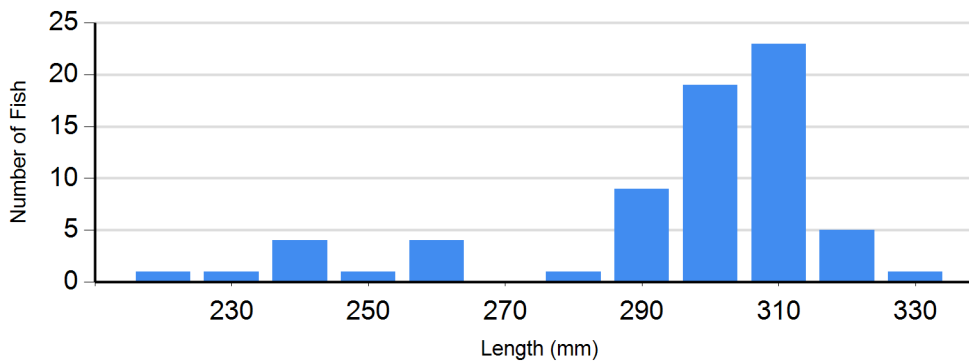
Length Group (mm)	BLB (N=0)	BLC (N=1)	BLG (N=47)	LMB (N=11)	NOP (N=3)	ROB (N=0)	SMB (N=27)	WAE (N=55)	WHB (N=4)
170			2						
180			9						
190			9						
200			6						
210			5						
220			4						
230			7						
240			2						
250			3	1					
260									
270									
280									
290				1			1		
300							1		
310		1					2		
320							1		
330				1			2		
340				2			5		
350							2		1
360							4		
370				3					2
380				3			1	7	1
390							5	2	
400							3	7	
410								6	
420								6	
430								10	
440								6	
450								5	
460								2	
470								2	
480								1	
490									
500									
510					1				
520								1	
530									
540					1				
550									
560					1				

---

Length frequency of angler-harvested Black Crappie measured by the creel clerk during creel surveys on Enemy Swim.



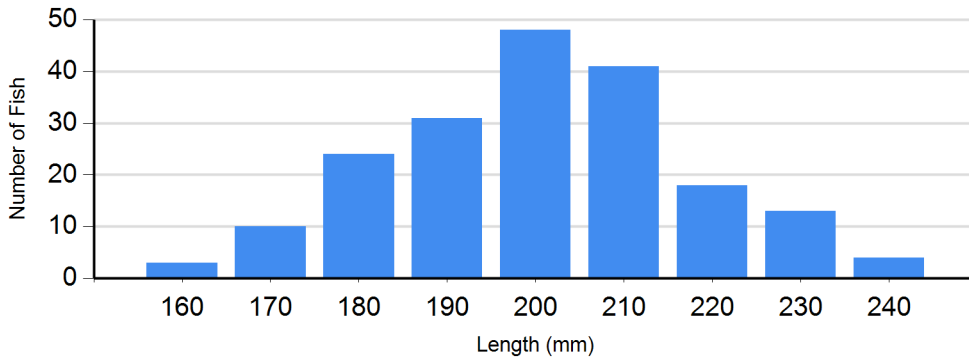
Winter 2015-2016  
N = 27  
Mean TL = 285 mm



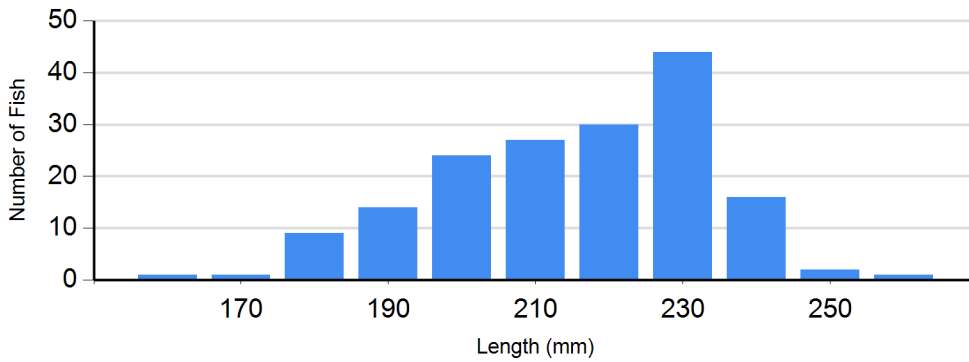
Winter 2016-2017  
N = 69  
Mean TL = 294 mm



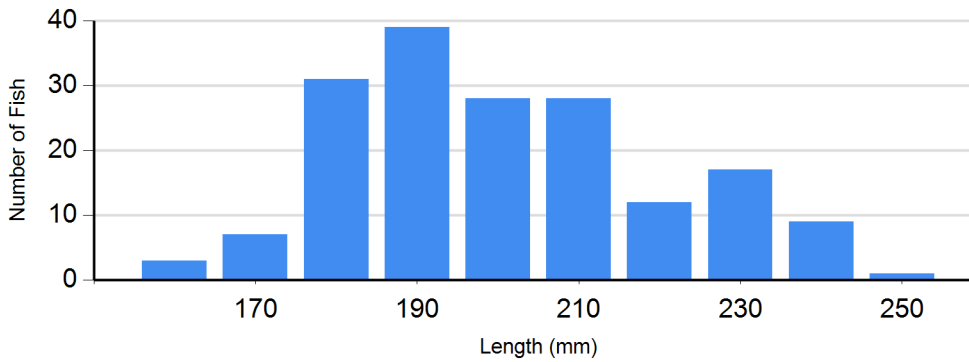
Length frequency of angler-harvested Bluegill measured by the creel clerk during creel surveys on Enemy Swim.



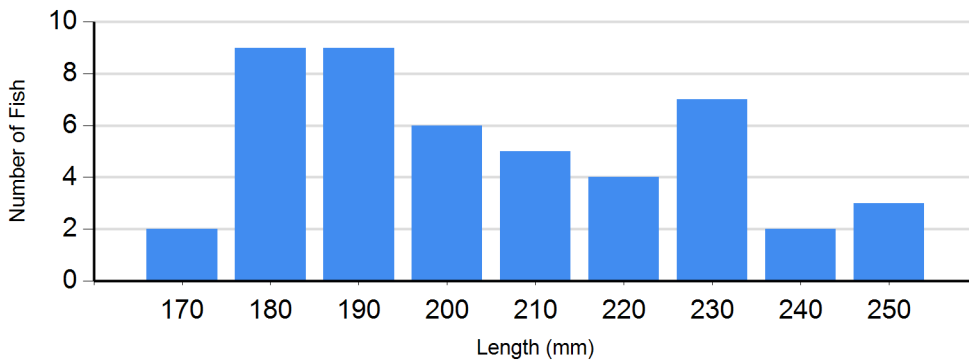
Winter 2015-2016  
N = 192  
Mean TL = 200 mm



Summer 2016  
N = 169  
Mean TL = 215 mm

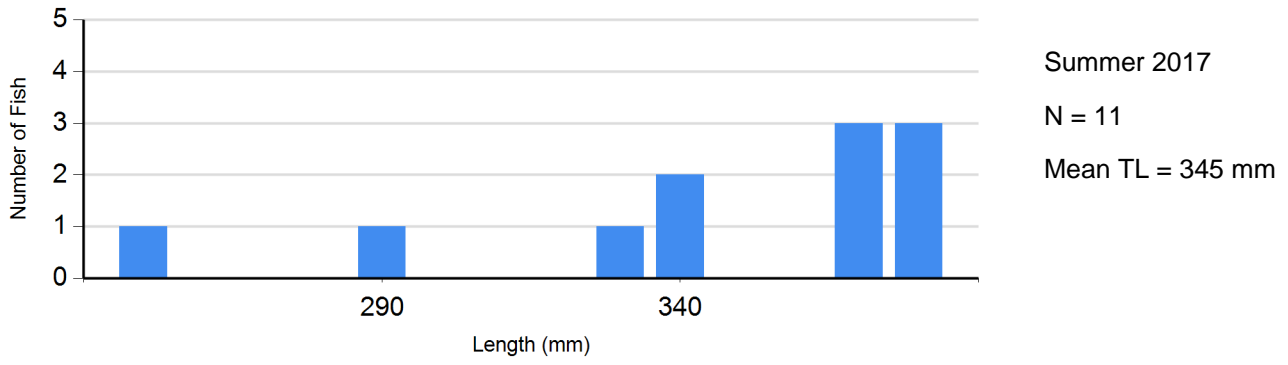


Winter 2016-2017  
N = 175  
Mean TL = 200 mm

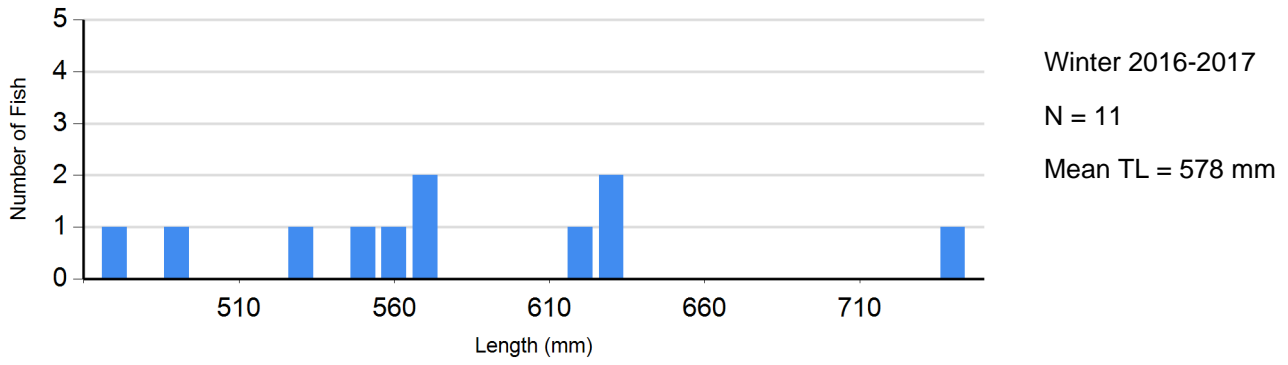


Summer 2017  
N = 47  
Mean TL = 205 mm

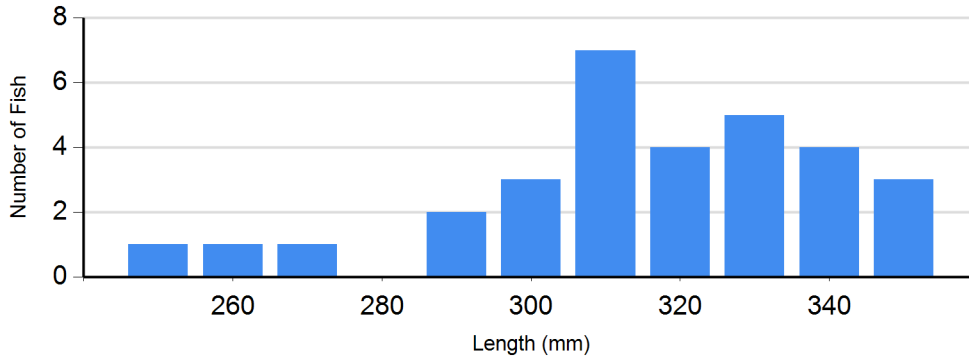
Length frequency of angler-harvested Largemouth Bass measured by the creel clerk during creel surveys on Enemy Swim.



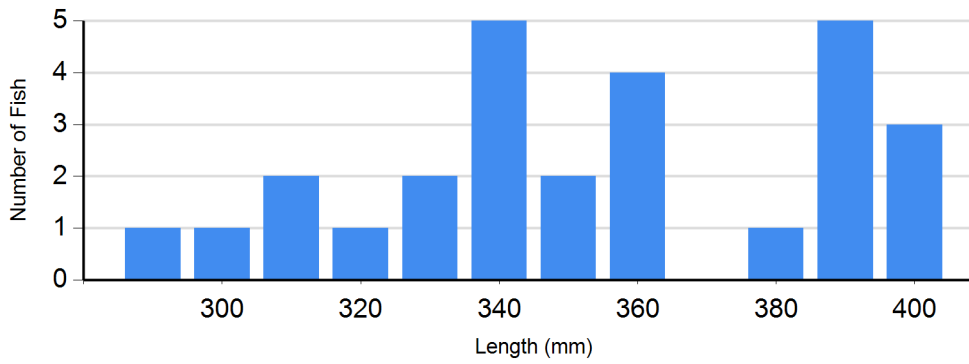
Length frequency of angler-harvested Northern Pike measured by the creel clerk during creel surveys on Enemy Swim.



Length frequency of angler-harvested Smallmouth Bass measured by the creel clerk during creel surveys on Enemy Swim.

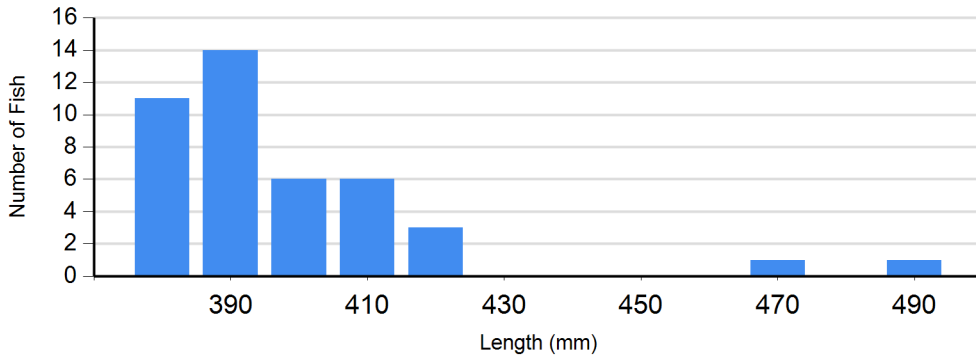


Summer 2016  
N = 31  
Mean TL = 315 mm

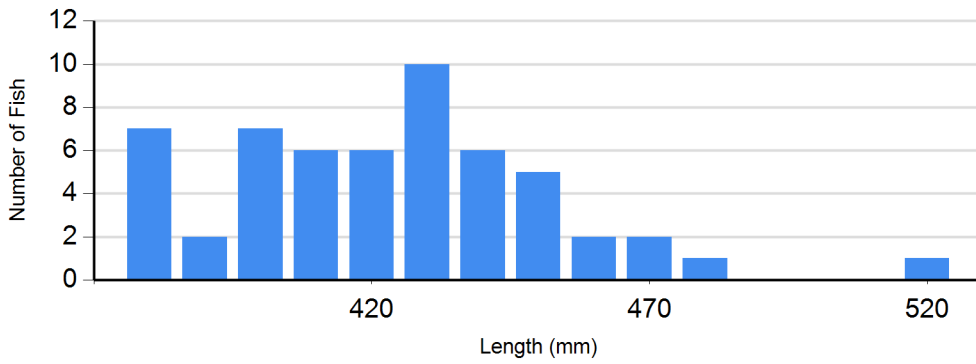


Summer 2017  
N = 27  
Mean TL = 354 mm

Length frequency of angler-harvested Walleye measured by the creel clerk during creel surveys on Enemy Swim.

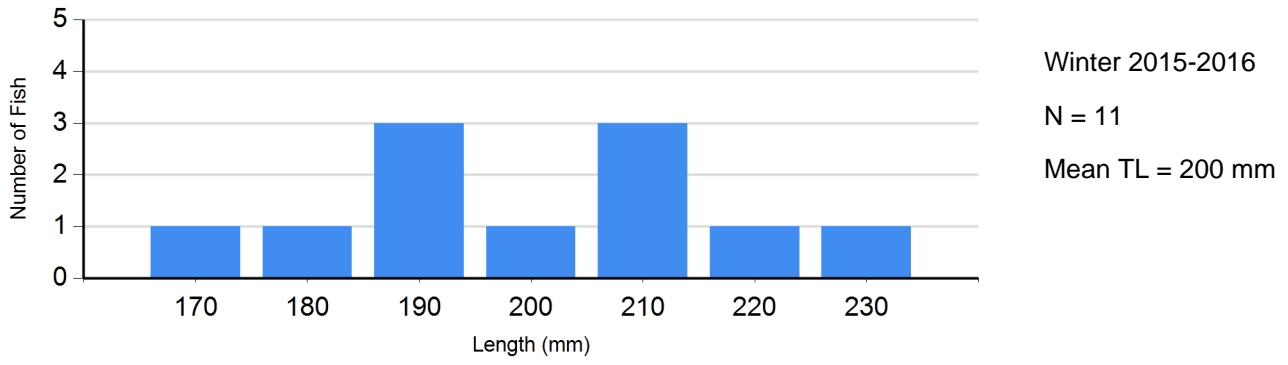


Summer 2016  
N = 42  
Mean TL = 398 mm



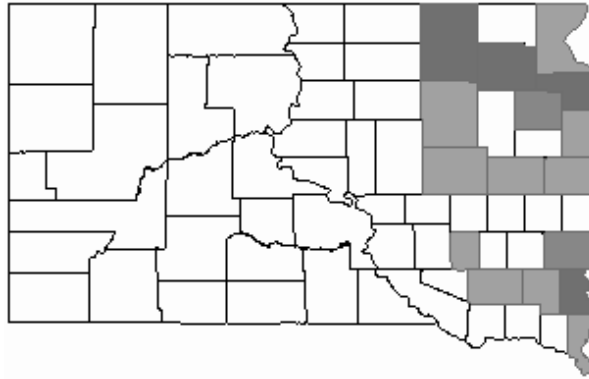
Summer 2017  
N = 55  
Mean TL = 423 mm

Length frequency of angler-harvested Yellow Perch measured by the creel clerk during creel surveys on Enemy Swim.

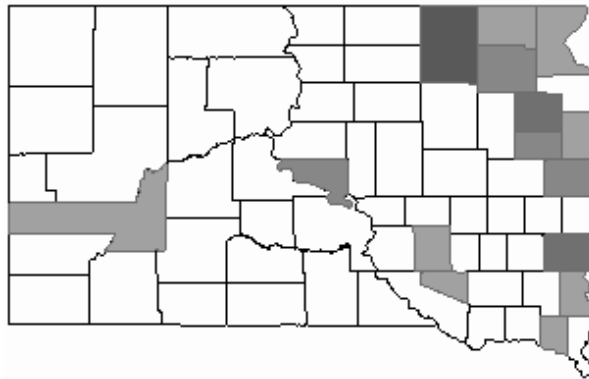


South Dakota county of residence for winter and summer resident anglers fishing Enemy Swim, South Dakota between January 2016 and August 2017.

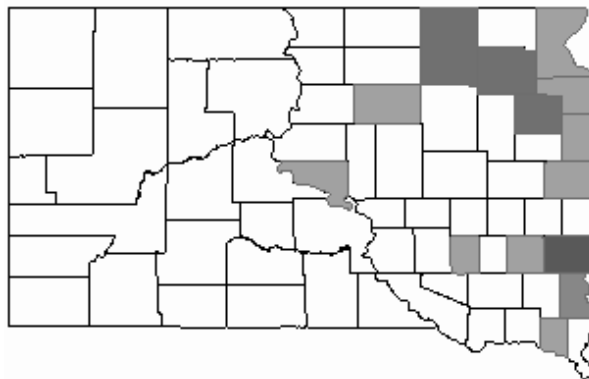
Winter 2015-2016



Summer 2016



Summer 2017



Winter 2016-2017


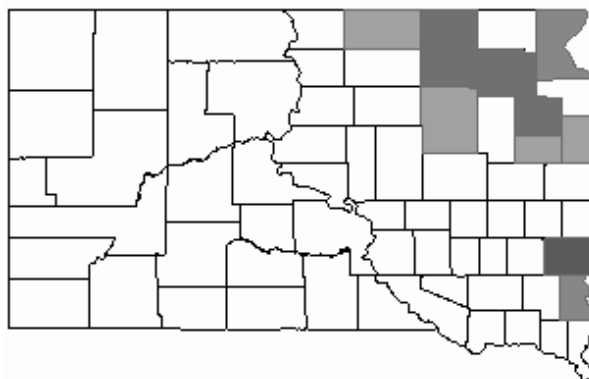


Table 10. Number of parties or anglers interviewed that harvested (or caught) a specified number of fish total over selected strata for a species.

Angler Harvest	Count								
	BLB (n=0)	BLC (n=136)	BLG (n=928)	LMB (n=4)	NOP (n=4)	ROB (n=0)	SMB (n=3)	WAE (n=93)	WHB (n=0)
0.00	0	0	0	0	0	0	0	0	0
0.25	0	0	0	0	0	0	0	1	0
0.33	0	0	2	0	0	0	0	0	0
0.50	0	0	1	0	0	0	0	2	0
0.67	0	0	0	0	0	0	0	4	0
0.75	0	0	0	0	0	0	0	3	0
1.00	0	0	4	0	0	0	3	8	0
1.25	0	0	0	0	0	0	0	5	0
1.50	0	0	3	0	0	0	0	9	0
2.00	0	0	16	0	0	0	0	4	0
3.00	0	0	12	0	0	0	0	0	0
3.50	0	0	0	0	0	0	0	7	0
4.00	0	0	8	0	0	0	0	0	0
4.50	0	0	18	0	0	0	0	0	0
6.00	0	0	18	0	0	0	0	0	0
11.00	0	0	44	0	0	0	0	0	0
14.00	0	0	28	0	0	0	0	0	0
15.00	0	0	45	0	0	0	0	0	0



Angler Harvest	Count								
	BLB (n=0)	BLC (n=136)	BLG (n=928)	LMB (n=4)	NOP (n=4)	ROB (n=0)	SMB (n=3)	WAE (n=93)	WHB (n=0)
0.00	0	0	0	0	0	0	0	0	0
0.33	0	0	0	0	0	0	0	2	0
0.50	0	0	1	0	0	0	0	2	0
0.67	0	0	0	0	0	0	0	2	0
1.00	0	0	1	0	0	0	0	5	0
1.33	0	0	0	0	0	0	0	4	0
1.67	0	0	5	0	0	0	0	5	0
2.00	0	0	0	4	0	0	0	12	0
2.50	0	0	0	5	0	0	0	0	0
3.00	0	0	6	0	0	0	0	0	0
4.00	0	0	0	0	0	0	0	16	0
10.50	0	0	21	0	0	0	0	0	0
15.00	0	0	15	0	0	0	0	0	0

Winter 2015-2016

Count

Angler Harvest	BLB (n=0)	BLC (n=136)	BLG (n=928)	LMB (n=4)	NOP (n=4)	ROB (n=0)	SMB (n=3)	WAE (n=93)	WHB (n=0)
0.00	0	0	0	0	0	0	0	0	0
0.33	0	0	4	0	0	0	0	0	0
0.50	0	0	3	0	0	0	0	0	0
0.67	0	0	2	0	0	0	0	0	0
0.75	0	0	3	0	0	0	0	0	0
1.00	0	0	2	0	2	0	0	0	0
1.50	0	0	3	0	0	0	0	0	0
1.60	0	0	8	0	0	0	0	0	0
2.00	0	0	22	0	0	0	0	0	0
2.50	0	0	5	0	0	0	0	0	0
3.00	0	0	6	0	0	0	0	0	0
3.50	0	0	14	0	0	0	0	0	0
3.80	0	0	38	0	0	0	0	0	0
4.50	0	0	9	0	0	0	0	0	0
5.33	0	0	16	0	0	0	0	0	0
5.50	0	0	11	0	0	0	0	0	0
6.00	0	0	18	0	0	0	0	0	0
7.50	0	0	30	0	0	0	0	0	0
8.00	0	0	40	0	0	0	0	0	0
10.00	0	40	0	0	0	0	0	0	0
11.50	0	0	23	0	0	0	0	0	0
12.50	0	25	25	0	0	0	0	0	0
13.00	0	0	26	0	0	0	0	0	0
13.33	0	0	40	0	0	0	0	0	0
14.00	0	0	14	0	0	0	0	0	0
15.00	0	60	30	0	0	0	0	0	0

Winter 2016-2017

Count

Angler Harvest	BLB (n=0)	BLC (n=136)	BLG (n=928)	LMB (n=4)	NOP (n=4)	ROB (n=0)	SMB (n=3)	WAE (n=93)	WHB (n=0)
0.00	0	0	0	0	0	0	0	0	0
0.33	0	0	1	0	0	0	0	0	0
0.50	0	0	2	0	0	0	0	2	0
1.00	0	4	2	0	2	0	0	0	0
1.33	0	4	0	0	0	0	0	0	0
1.50	0	0	3	0	0	0	0	0	0
2.00	0	0	2	0	0	0	0	0	0
2.50	0	0	5	0	0	0	0	0	0
3.00	0	3	6	0	0	0	0	0	0
4.00	0	0	12	0	0	0	0	0	0
4.50	0	0	18	0	0	0	0	0	0
5.00	0	0	20	0	0	0	0	0	0
6.00	0	0	30	0	0	0	0	0	0
7.00	0	0	21	0	0	0	0	0	0
8.00	0	0	8	0	0	0	0	0	0
12.50	0	0	25	0	0	0	0	0	0
13.00	0	0	13	0	0	0	0	0	0
15.00	0	0	120	0	0	0	0	0	0

Table 11 The number (N) and percent of total interviews in supplemental-response categories by question asked during interviews at Enemy Swim.

Question: Considering all factors, how satisfied are you with your fishing trip today?

Response	Summer 2017 (n = 75)
Moderately Dissatisfied <input type="checkbox"/>	3%
Moderately Satisfied/no min (4 daily)/oppose <input type="checkbox"/>	35%
Neutral/other <input type="checkbox"/>	11%
Slightly Dissatisfied/no opinion <input type="checkbox"/>	5%
Slightly Satisfied/no min (2 daily)/no opinion <input type="checkbox"/>	9%
Very Dissatisfied <input type="checkbox"/>	5%
Very Satisfied/15" min (4 daily)/support <input type="checkbox"/>	32%

Question: Which of the following walleye harvest regulation options would you prefer on this lake?

Response	Summer 2017 (n = 75)
Moderately Satisfied/no min (4 daily)/oppose <input type="checkbox"/>	7%
Neutral/other <input type="checkbox"/>	4%
Slightly Dissatisfied/no opinion <input type="checkbox"/>	24%
Slightly Satisfied/no min (2 daily)/no opinion <input type="checkbox"/>	3%
Very Satisfied/15" min (4 daily)/support <input type="checkbox"/>	63%