

Creel and Lake Information

Lake Information

Lake Name: Clear
Lake Code: UJA-Lake-917-001
Surface Area: 492.64 Hectares
County: Marshall
Start Date: 5/14/2017
End Date: 8/7/2017
Months Included: May, June, July, August

Table 1. Percent of angling parties interviewed primarily targeting a species (or any species) by month and overall for Clear during 2016 - 2017. Any Species (ANY), Black Bullhead (BLB), Black Crappie (BLC), Bluegill (BLG), Largemouth Bass (LMB), Northern Pike (NOP), Smallmouth Bass (SMB), Walleye (WAE), Yellow Perch (YEP).

Year	Month	# of Interviews	Percent of Anglers Targeting								
			ANY	BLB	BLC	BLG	LMB	NOP	SMB	WAE	YEP
2017	May	18	0.0	0.0	0.0	22.2	0.0	0.0	22.2	38.9	0.0
	June	20	5.0	0.0	0.0	40.0	0.0	10.0	15.0	30.0	0.0
	July	20	25.0	0.0	0.0	25.0	0.0	0.0	5.0	40.0	0.0
	August	15	6.7	0.0	0.0	46.7	0.0	0.0	6.7	40.0	0.0
	Overall	73	9.6	0.0	0.0	32.9	0.0	2.7	12.3	37.0	0.0

Table 2. Monthly and overall number of interviews, angler hours, angler days, mean trip length, mean party size, percent of parties interviewed that were South Dakota residents, percent of angling activity from a boat or shack and percent of angling activity that occurred on weekends and holidays at Clear (80% confidence interval).

Year	Month	# Interviews	Angler Hours	Angler Days	Trip Length (h)	Party Size	% SD Residents	% Boat or Shack	% Weekend/Holidays
2017	May	18	3,340 (1,806)	837	3.99	1.96	67	100	78
	June	20	7,064 (1,721)	1,268	5.57	2.36	40	100	20
	July	20	5,148 (1,841)	1,344	3.83	2.44 (0.43)	70	95	60
	August	15	8,182 (425)	1,916	4.27	2.21	47	100	53
	Overall	73	23,735 (3,129)	5,382	4.41	2.24 (0.11)	56	99	52

Table 3. Estimated fishing pressure (angler hours) by month during the summer season 2017 daylight period on Clear (80% confidence interval).

Lake	Month				Total
	April	May	June	July	
Clear	3,340 (1,806)	7,064 (1,721)	5,148 (1,841)	8,182 (425)	23,735 (3,129)

Table 4. Estimated number of fish harvested, by species and month, for the summer season 2017 daylight period on Clear (80% confidence interval).

Species	Month				Total
	May	June	July	August	
Black Bullhead	0	0	76 (119)	70	76 (119)
Black Crappie	83 (80)	141 (112)	158 (83)	233 (187)	381 (275)
Bluegill	118 (117)	4,254 (2,555)	2,027 (987)	4,210 (1,310)	6,399 (3,658)
Largemouth Bass	0	0	0	0	0
Northern Pike	59 (47)	648 (629)	126 (81)	0	833 (757)
Smallmouth Bass	0	85 (93)	218 (118)	0	302 (211)
Walleye	285 (146)	85 (110)	229 (126)	139	598 (382)
Yellow Perch	24 (41)	0	0	0	24 (41)
Total	568 (431)	5,212 (3,498)	2,834 (1,513)	4,653 (1,497)	8,613 (5,442)

Table 5a. Estimated monthly and overall angler catch rate per hour fished (C/h) for all anglers by species at Clear (80% confidence interval). Abbreviations for species are as follows: Black Bullhead (BLB), Black Crappie (BLC), Bluegill (BLG), Largemouth Bass (LMB), Northern Pike (NOP), Smallmouth Bass (SMB), Walleye (WAE), Yellow Perch (YEP) and other species (Other).

Year	Month	BLB	BLC	BLG	LMB	NOP	SMB	WAE	YEP
		C/h	C/h	C/h	C/h	C/h	C/h	C/h	C/h
2017	May	0.00	0.02	0.05 (0.04)	0.13 (0.22)	0.07	0.32 (0.55)	0.15 (0.08)	0.01 (0.01)
	June	0.00	0.04 (0.04)	1.53 (1.21)	0.05 (0.03)	0.72 (0.53)	0.47 (0.28)	0.06 (0.07)	<0.01 (<0.01)
	July	0.02 (0.02)	0.03 (0.04)	0.59 (0.52)	<0.01 (<0.01)	0.20 (0.20)	0.22 (0.35)	0.08 (0.06)	0.03 (0.02)
	August	0.01	0.04 (<0.01)	1.02 (0.12)	0.00	0.05 (0.01)	0.11 (0.02)	0.02 (<0.01)	0.00
	Overall	0.01 (<0.01)	0.03 (0.02)	0.94 (0.35)	0.03 (0.02)	0.29 (0.14)	0.27 (0.13)	0.07 (0.02)	0.01 (<0.01)

Table 5b. Estimated monthly and overall angler harvest rate per hour fished (H/h) for all anglers by species at Clear (80% confidence interval). Abbreviations for species are as follows: Black Bullhead (BLB), Black Crappie (BLC), Bluegill (BLG), Largemouth Bass (LMB), Northern Pike (NOP), Smallmouth Bass (SMB), Walleye (WAE), Yellow Perch (YEP) and other species (Other).

Year	Month	BLB	BLC	BLG	LMB	NOP	SMB	WAE	YEP
		H/h	H/h	H/h	H/h	H/h	H/h	H/h	H/h
2017	May	0.00	0.02	0.04 (0.04)	0.00	0.02 (0.01)	0.00	0.09 (0.05)	0.01 (0.01)
	June	0.00	0.02 (0.01)	0.60 (0.51)	0.00	0.09 (0.11)	0.01 (0.02)	0.01 (0.01)	0.00
	July	0.01 (0.02)	0.03 (0.04)	0.39 (0.37)	0.00	0.02	0.04 (0.06)	0.04 (0.03)	0.00
	August	0.01	0.03 (0.02)	0.51 (0.14)	0.00	0.00	0.00	0.02 (<0.01)	0.00
	Overall	0.01 (<0.01)	0.03 (0.01)	0.45 (0.17)	0.00	0.04 (0.03)	0.01 (<0.01)	0.03 (<0.01)	<0.01 (<0.01)

Table 6a. Estimated monthly and overall angler catch rate per hour fished (C/h) only for anglers primarily targeting a species at Clear. (80% confidence interval). Abbreviations for species are as follows: Black Bullhead (BLB), Black Crappie (BLC), Bluegill (BLG), Largemouth Bass (LMB), Northern Pike (NOP), Smallmouth Bass (SMB), Walleye (WAE), Yellow Perch (YEP) and Other Species (Other).

Year	Month	BLB	BLC	BLG	LMB	NOP	SMB	WAE	YEP
		C/h	C/h	C/h	C/h	C/h	C/h	C/h	C/h
2017	May	0.00	0.00	0.09	0.00	0.00	0.25	1.59(0.11)	0.00
	June	0.00	0.00	3.98 (3.93)	0.00	2.11	1.32 (0.78)	0.11(0.21)	0.00
	July	0.00	0.00	1.23 (1.39)	0.00	0.00	0.66	0.33(0.10)	0.00
	August	0.00	0.00	1.25 (0.07)	0.00	0.00	0.00	0.01	0.00
	Overall	0.00	0.00	1.74 (1.02)	0.00	2.11	0.67 (0.33)	0.51(0.06)	0.00

Table 6b. Estimated monthly and overall angler harvest rate per hour fished (H/h) only for anglers primarily targeting a species at Clear. (80% confidence interval). Abbreviations for species are as follows: Black Bullhead (BLB), Black Crappie (BLC), Bluegill (BLG), Largemouth Bass (LMB), Northern Pike (NOP), Smallmouth Bass (SMB), Walleye (WAE), Yellow Perch (YEP) and Other Species (Other).

Year	Month	BLB	BLC	BLG	LMB	NOP	SMB	WAE	YEP
		H/h	H/h	H/h	H/h	H/h	H/h	H/h	H/h
2017	May	0.00	0.00	0.09	0.00	0.00	0.00	0.71 (0.07)	0.00
	June	0.00	0.00	1.66 (1.94)	0.00	0.14	0.00	0.00	0.00
	July	0.00	0.00	1.01 (0.65)	0.00	0.00	0.00	0.13 (0.06)	0.00
	August	0.00	0.00	0.80 (0.88)	0.00	0.00	0.00	0.01	0.00
	Overall	0.00	0.00	0.98 (0.57)	0.00	0.14	0.00	0.21 (0.02)	0.00

Table 7a. Estimated monthly and overall angler catch (C) for all anglers by species at Clear (80% confidence interval). Abbreviations for species are as follows: Black Bullhead (BLB), Black Crappie (BLC), Bluegill (BLG), Largemouth Bass (LMB), Northern Pike (NOP), Smallmouth Bass (SMB), Walleye (WAE), Yellow Perch (YEP) and other species (Other).

Year	Month	BLB	BLC	BLG	LMB	NOP	SMB	WAE	YEP
		C	C	C	C	C	C	C	C
2017	May	0	83	162	437	217	1,063	507	24
			(80)	(117)	(439)	(139)	(1,122)	(221)	(41)
	June	0	274	10,825	332	5,096	3,314	433	28
			(186)	(5,286)	(180)	(2,472)	(1,256)	(317)	(37)
	July	120	158	3,043	22	1,032	1,145	431	169
		(136)	(83)	(1,263)	(42)	(440)	(709)	(252)	(101)
August	70	315	8,326	0	430	889	180	0	
		(77)	(537)		(118)	(177)	(59)		
Overall	190	830	22,357	791	6,776	6,411	1,550	221	
	(136)	(232)	(5,463)	(476)	(2,518)	(1,836)	(465)	(115)	

Table 7b. Estimated monthly and overall angler harvest (H) for all anglers by species at Clear (80% confidence interval). Abbreviations for species are as follows: Black Bullhead (BLB), Black Crappie (BLC), Bluegill (BLG), Largemouth Bass (LMB), Northern Pike (NOP), Smallmouth Bass (SMB), Walleye (WAE), Yellow Perch (YEP) and other species (Other).

Year	Month	BLB	BLC	BLG	LMB	NOP	SMB	WAE	YEP
		H	H	H	H	H	H	H	H
2017	May	0	83 (80)	118 (117)	0	59 (47)	0	285 (146)	24 (41)
	June	0	141 (112)	4,254 (2,555)	0	648 (629)	85 (93)	85 (110)	0
	July	76 (119)	158 (83)	2,027 (987)	0	126 (81)	218 (118)	229 (126)	0
	August	70	233 (187)	4,210 (1,310)	0	0	0	139	0
	Overall	146 (119)	615 (247)	10,609 (3,038)	0	833 (636)	302 (150)	738 (222)	24 (41)

Table 8. Estimated number and rate (number per hour) of Black Bullhead (BLB), Black Crappie (BLC), Bluegill (BLG), Largemouth Bass (LMB), Northern Pike (NOP), Smallmouth Bass (SMB), Walleye (WAE), Yellow Perch (YEP) caught and harvested by anglers during the summer and winter fisheries on Clear, (80% confidence interval).

Black Bullhead

Season	Year	Catch	Harvest	Catch Rate	Harvest Rate
Summer	2017	190 (136)	146 (119)	0.01 (<0.01)	0.01 (<0.01)

Black Crappie

Season	Year	Catch	Harvest	Catch Rate	Harvest Rate
Summer	2017	830 (232)	615 (247)	0.03 (0.02)	0.03 (0.01)

Bluegill

Season	Year	Catch	Harvest	Catch Rate	Harvest Rate
Summer	2017	22,357 (5,463)	10,609 (3,038)	0.94 (0.35)	0.45 (0.17)

Largemouth Bass

Season	Year	Catch	Harvest	Catch Rate	Harvest Rate
Summer	2017	791 (476)	0	0.03 (0.02)	0.00

Northern Pike

Season	Year	Catch	Harvest	Catch Rate	Harvest Rate
Summer	2017	6,776 (2,518)	833 (636)	0.29 (0.14)	0.04 (0.03)

Smallmouth Bass

Season	Year	Catch	Harvest	Catch Rate	Harvest Rate
Summer	2017	6,411 (1,836)	302 (150)	0.27 (0.13)	0.01 (<0.01)

Walleye

Season	Year	Catch	Harvest	Catch Rate	Harvest Rate
Summer	2017	1,550 (465)	738 (222)	0.07 (0.02)	0.03 (<0.01)

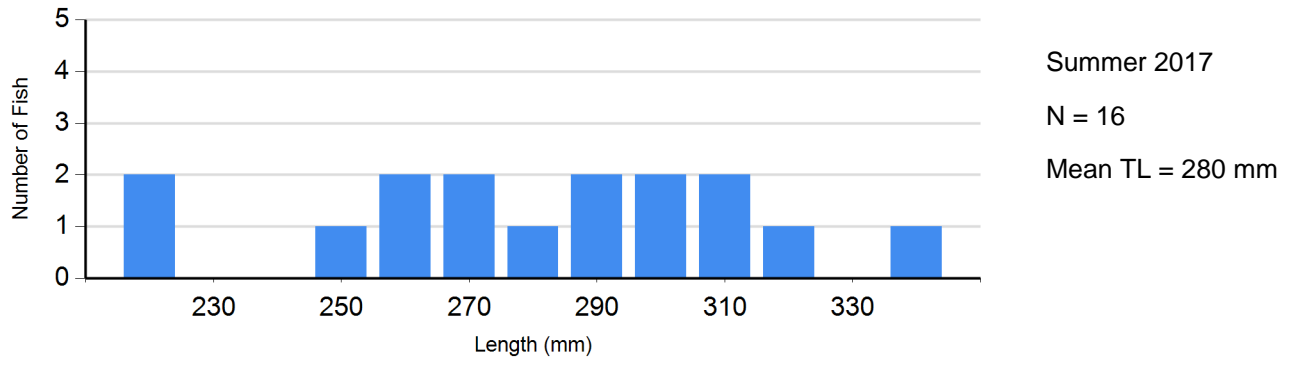
Yellow Perch

Season	Year	Catch	Harvest	Catch Rate	Harvest Rate
Summer	2017	221 (115)	24 (41)	0.01 (<0.01)	<0.01 (<0.01)

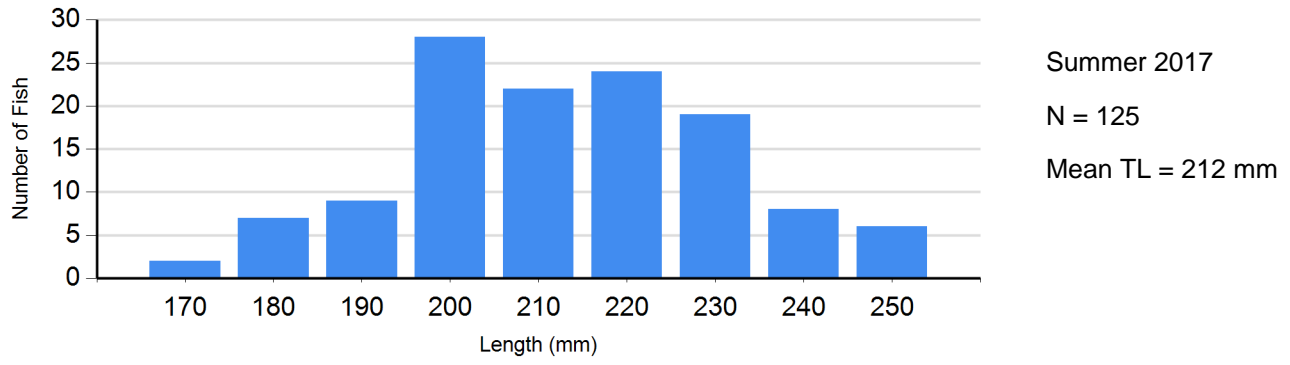
Table 9. The number of fish harvested with each species by length group (mm) for the winter and summer fisheries at Clear. Abbreviations for species are as follows: Black Bullhead (BLB), Black Crappie (BLC), Bluegill (BLG), Largemouth Bass (LMB), Northern Pike (NOP), Smallmouth Bass (SMB), Walleye (WAE), Yellow Perch (YEP).

Summer 2017								
Length Group (mm)	BLB (N=3)	BLC (N=16)	BLG (N=125)	LMB (N=0)	NOP (N=24)	SMB (N=4)	WAE (N=25)	YEP (N=2)
170			2					
180			7					
190			9					
200			28					
210			22					1
220		2	24					1
230			19					
240			8					
250		1	6					
260		2						
270		2						
280		1						
290		2						
300		2				1		
310		2				1		
320		1						
330	1					1		
340		1						
350	1							
360	1							
370								
380							1	
390								
400							5	
410							2	
420							3	
430							4	
440							2	
450							4	
460							1	
470								
480							1	
490					1	1	1	
500								
510							1	
520					2			
530					1			
540								
550					3			
560								
570					2			
580								
590								
600					1			
610					2			
620								
630					1			
640					1			
650								
660								
670					2			
680					2			
690								
700					1			
710					1			
720								
730								
740					1			
750								
760					3			

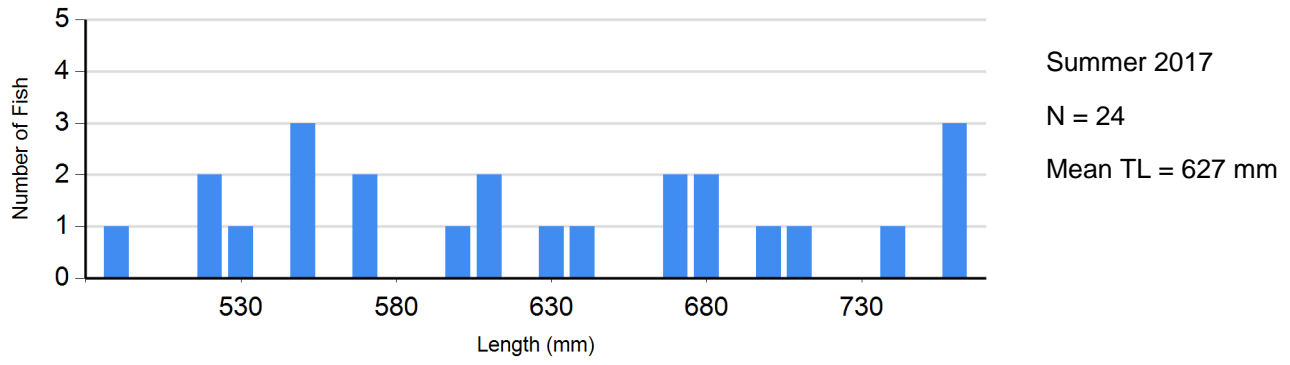
Length frequency of angler-harvested Black Crappie measured by the creel clerk during creel surveys on Clear.



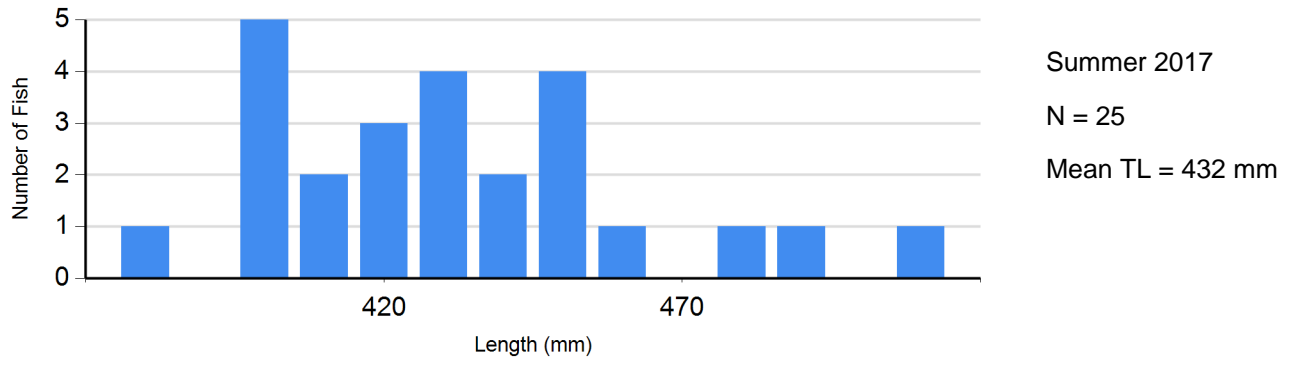
Length frequency of angler-harvested Bluegill measured by the creel clerk during creel surveys on Clear.



Length frequency of angler-harvested Northern Pike measured by the creel clerk during creel surveys on Clear.



Length frequency of angler-harvested Walleye measured by the creel clerk during creel surveys on Clear.



South Dakota county of residence for winter and summer resident anglers fishing Clear, South Dakota between May 2017 and August 2017.

Summer 2017


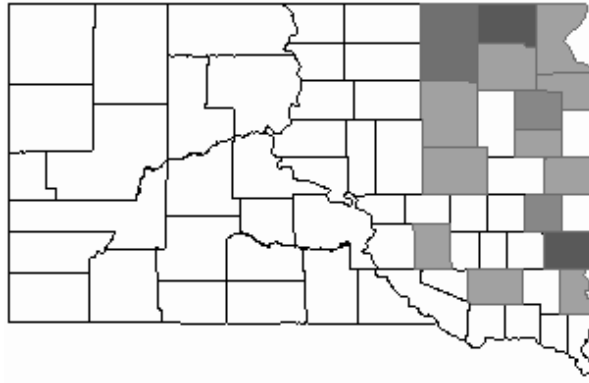


Table 10. Number of parties or anglers interviewed that harvested (or caught) a specified number of fish total over selected strata for a species.

Angler Harvest	Count							
	BLB (n=0)	BLC (n=0)	BLG (n=252)	LMB (n=4)	NOP (n=4)	SMB (n=0)	WAE (n=25)	YEP (n=0)
0.00	0	0	0	0	0	0	0	0
0.25	0	0	0	0	0	0	1	0
0.33	0	0	1	0	0	0	1	0
0.75	0	0	6	0	0	0	0	0
1.00	0	0	0	0	0	0	5	0
1.33	0	0	0	0	0	0	12	0
1.50	0	0	3	0	0	0	3	0
2.00	0	0	0	0	4	0	0	0
2.50	0	0	10	0	0	0	0	0
2.67	0	0	8	0	0	0	0	0
3.00	0	0	0	0	0	0	3	0
3.33	0	0	10	0	0	0	0	0
5.00	0	0	10	0	0	0	0	0
6.00	0	0	12	0	0	0	0	0
6.67	0	0	20	0	0	0	0	0
7.50	0	0	15	0	0	0	0	0
10.00	0	0	20	0	0	0	0	0
11.00	0	0	22	0	0	0	0	0
12.00	0	0	12	0	0	0	0	0
13.00	0	0	13	0	0	0	0	0
15.00	0	0	90	0	0	0	0	0

Table 11 The number (N) and percent of total interviews in supplemental-response categories by question asked during interviews at Clear.

Question: Considering all factors, how satisfied are you with your fishing trip today?

Response	Summer 2017 (n = 73)
Moderately Dissatisfied <input type="checkbox"/>	3%
Moderately Satisfied/no min (4 daily)/oppose <input type="checkbox"/>	27%
Neutral/other <input type="checkbox"/>	11%
Slightly Dissatisfied/no opinion <input type="checkbox"/>	7%
Slightly Satisfied/no min (2 daily)/no opinion <input type="checkbox"/>	7%
Very Dissatisfied <input type="checkbox"/>	3%
Very Satisfied/15" min (4 daily)/support <input type="checkbox"/>	42%

Question: Which of the following walleye harvest regulation options would you prefer on this lake?

Response	Summer 2017 (n = 73)
Moderately Satisfied/no min (4 daily)/oppose <input type="checkbox"/>	7%
Neutral/other <input type="checkbox"/>	3%
Slightly Dissatisfied/no opinion <input type="checkbox"/>	15%
Slightly Satisfied/no min (2 daily)/no opinion <input type="checkbox"/>	4%
Very Satisfied/15" min (4 daily)/support <input type="checkbox"/>	71%