

# Creel and Lake Information

## Lake Information

**Lake Name:** Francis Case  
**Lake Code:** FTR-Lake-6327-000  
**Surface Area:** 35,615.17 Hectares  
**County:** Charles Mix  
**Start Date:** 4/1/2015  
**End Date:** 7/31/2015  
**Months Included:** April, May, June, July

Table 1. Percent of angling parties interviewed primarily targeting a species (or any species) by month and overall for Francis Case during 2014 - 2015. Any Species (ANY), Channel Catfish (CCF), Common Carp (COC), Sauger (SAR), Smallmouth Bass (SMB), Smallmouth Buffalo (SAB), Walleye (WAE), White Bass (WHB), Yellow Perch (YEP).

Year	Month	# of Interviews	Percent of Anglers Targeting								
			ANY	CCF	COC	SAR	SMB	SAB	WAE	WHB	YEP
2014	April	320	3.1	0.3	0.0	0.0	0.0	0.0	95.6	0.0	0.0
	May	413	7.7	1.2	0.0	0.0	3.1	0.0	86.9	0.2	0.0
	June	401	4.0	0.7	0.0	0.0	1.5	0.0	93.3	0.5	0.0
	July	325	7.1	0.9	0.0	0.0	0.0	0.0	91.4	0.6	0.0
	Overall	1459	5.6	0.8	0.0	0.0	1.3	0.0	91.6	0.3	0.0
2015	April	312	0.0	0.6	0.0	0.3	0.6	0.0	98.4	0.0	0.0
	May	502	0.6	0.0	0.0	0.0	1.4	0.0	97.4	0.6	0.0
	June	528	1.3	1.1	0.0	0.0	0.8	0.0	95.3	0.0	0.2
	July	323	2.5	1.5	0.3	0.0	0.0	0.0	95.7	0.0	0.0
	Overall	1665	1.1	0.8	0.1	0.1	0.8	0.0	96.6	0.2	0.1

Table 2. Monthly and overall number of interviews, angler hours, angler days, mean trip length, mean party size, percent of parties interviewed that were South Dakota residents, percent of angling activity from a boat or shack and percent of angling activity that occurred on weekends and holidays at Francis Case (80% confidence interval).

Year	Month	# Interviews	Angler Hours	Angler Days	Trip Length (h)	Party Size	% SD Residents	% Boat or Shack	% Weekend/Holidays
2014	April	320	83,566 (23,465)	21,593	3.87 (0.89)	2.44 (0.39)	71	84	68
	May	413	202,072 (30,193)	49,649	4.07 (0.58)	2.49 (0.44)	71	82	72
	June	401	204,905 (20,873)	40,656	5.04 (0.58)	2.55 (0.31)	62	92	60
	July	325	161,771 (21,701)	37,361	4.33 (0.44)	2.47 (0.27)	71	88	56
	Overall	1459	652,313 (48,671)	150,650	4.33 (0.32)	2.49 (0.18)	68	86	64
2015	April	312	74,103 (19,380)	18,572	3.99 (0.57)	2.04 (0.19)	70	73	63
	May	502	189,676 (32,482)	40,443	4.69 (0.49)	2.26 (0.28)	60	90	74
	June	528	239,603 (26,087)	53,483	4.48 (0.89)	2.61 (0.38)	69	91	62
	July	323	159,818 (29,061)	35,358	4.52 (0.38)	2.40 (0.25)	66	92	45
	Overall	1665	663,200 (54,367)	150,045	4.42 (0.30)	2.33 (0.14)	66	88	62

Table 3. Estimated fishing pressure (angler hours) by month during the summer season 2015 daylight period on Francis Case (80% confidence interval).

Zone	Month			Total
	April	May	June	
Lower	44,418 (12,521)	82,971 (12,230)	65,183 (10,826)	200,875 (20,693)
Middle	91,232 (24,220)	91,733 (17,594)	47,334 (18,277)	246,770 (35,614)
Upper	54,026 (17,655)	64,899 (14,880)	47,301 (19,832)	215,555 (35,486)

Table 4. Estimated number of fish harvested for selected species, by zone during the May-August 2015 daylight period on Francis Case (80% confidence interval).

Species	Zone			Total
	Lower	Middle	Upper	
Channel Catfish	941 (494)	3,157 (1,320)	5,387 (2,586)	9,485 (4,400)
Common Carp	27 (40)	0	0	27 (40)
Sauger	792 (328)	3,486 (1,063)	10,555	14,833 (1,391)
Smallmouth Bass	3,536 (1,378)	2,554 (1,270)	398 (241)	6,489 (2,889)
Smallmouth Buffalo	0	57 (73)	0	57 (73)
Walleye	29,697 (4,295)	63,093 (13,655)	57,153 (11,618)	149,943 (29,569)
White Bass	1,670 (933)	1,921 (773)	7,114 (13,597)	10,705 (15,304)
Yellow Perch	27 (34)	653 (485)	234 (257)	914 (777)

Table 5. Estimated number of fish harvested, by species and month, for the summer season 2015 daylight period on Francis Case (80% confidence interval).

Species	Month				Total
	April	May	June	July	
Channel Catfish	480 (238)	745 (346)	2,366 (847)	5,893 (2,789)	9,485 (4,220)
Common Carp	0	27 (40)	0	0	27 (40)
Sauger	5,448	4,655 (1,478)	3,789 (1,069)	940 (375)	14,833 (2,922)
Smallmouth Bass	333 (155)	2,884 (1,387)	2,315 (1,231)	956 (326)	6,489 (3,099)
Smallmouth Buffalo	0	0	57 (73)	0	57 (73)
Walleye	12,142 (3,479)	50,537 (12,733)	62,368 (10,081)	24,896 (8,003)	149,943 (34,296)
White Bass	196 (155)	5,983 (13,660)	3,240	1,286 (690)	10,705 (14,504)
Yellow Perch	34 (39)	565 (476)	83 (57)	233 (266)	914 (838)
Total	18,634 (4,066)	65,397 (30,121)	74,218 (13,357)	34,205 (12,448)	192,453 (59,993)

Table 6a. Estimated monthly and overall angler catch rate per hour fished (C/h) for all anglers by species at Francis Case (80% confidence interval). Abbreviations for species are as follows: Channel Catfish (CCF), Common Carp (COC), Sauger (SAR), Smallmouth Bass (SMB), Smallmouth Buffalo (SAB), Walleye (WAE), White Bass (WHB), Yellow Perch (YEP) and other species (Other).

Year	Month	CCF	COC	SAR	SMB	SAB	WAE	WHB	YEP
		C/h	C/h	C/h	C/h	C/h	C/h	C/h	C/h
2014	April	0.01	<0.01	0.19	0.01	0.00	0.93	0.03	<0.01
		(<0.01)	(<0.01)	(0.14)	(<0.01)		(0.64)	(0.02)	(<0.01)
	May	0.02	<0.01	0.14	0.12	0.01	1.08	0.04	<0.01
		(<0.01)	(<0.01)	(0.06)	(0.07)	(<0.01)	(0.33)	(0.02)	(<0.01)
	June	0.05	<0.01	0.11	0.06	0.00	1.60	0.09	<0.01
	(0.01)	(<0.01)	(0.03)	(0.02)		(0.44)	(0.03)	(<0.01)	
2014	July	0.11	<0.01	0.01	0.03	<0.01	0.94	0.09	<0.01
		(0.05)	(<0.01)	(<0.01)		(<0.01)	(0.33)	(0.04)	(<0.01)
	Overall	0.05	<0.01	0.10	0.06	<0.01	1.19	0.07	<0.01
	(0.01)	(<0.01)	(0.02)	(0.02)	(<0.01)	(0.21)	(0.01)	(<0.01)	
2015	April	0.02	0.01	0.11	0.02	<0.01	0.44	0.01	<0.01
		(0.01)		(0.20)	(0.02)	(<0.01)	(0.40)	(<0.01)	(<0.01)
	May	0.01	<0.01	0.06	0.07	<0.01	0.77	0.07	0.01
		(<0.01)	(<0.01)	(0.02)	(0.07)	(<0.01)	(0.36)	(0.86)	(<0.01)
	June	0.03	<0.01	0.05	0.06	<0.01	0.93	0.06	<0.01
	(0.01)	(<0.01)	(0.02)	(0.02)	(<0.01)	(0.30)	(0.02)	(<0.01)	
2015	July	0.09	<0.01	0.01	0.03	<0.01	0.29	0.04	<0.01
		(0.05)	(<0.01)	(<0.01)	(0.01)	(<0.01)	(0.14)	(0.02)	(<0.01)
	Overall	0.04	<0.01	0.05	0.05	<0.01	0.67	0.05	<0.01
	(0.01)	(<0.01)	(0.02)	(0.02)	(<0.01)	(0.16)	(0.25)	(<0.01)	

Table 6b. Estimated monthly and overall angler harvest rate per hour fished (H/h) for all anglers by species at Francis Case (80% confidence interval). Abbreviations for species are as follows: Channel Catfish (CCF), Common Carp (COC), Sauger (SAR), Smallmouth Bass (SMB), Smallmouth Buffalo (SAB), Walleye (WAE), White Bass (WHB), Yellow Perch (YEP) and other species (Other).

Year	Month	CCF	COC	SAR	SMB	SAB	WAE	WHB	YEP
		H/h	H/h	H/h	H/h	H/h	H/h	H/h	H/h
2014	April	<0.01 (<0.01)	0.00	0.04 (0.03)	<0.01 (<0.01)	0.00	0.25 (0.17)	<0.01 (<0.01)	0.00
	May	0.01 (<0.01)	0.00	0.04 (0.01)	0.01 (<0.01)	0.00	0.20 (0.06)	0.01 (0.03)	0.00
	June	0.01 (<0.01)	0.00	0.02 (<0.01)	0.01 (<0.01)	0.00	0.23 (0.06)	0.04 (0.01)	<0.01 (<0.01)
	July	0.04 (0.03)	<0.01 (<0.01)	<0.01 (<0.01)	0.01 (<0.01)	<0.01 (<0.01)	0.35 (0.12)	0.03 (0.02)	<0.01 (<0.01)
	Overall	0.02 (<0.01)	<0.01 (<0.01)	0.02 (<0.01)	0.01 (<0.01)	<0.01 (<0.01)	0.25 (0.04)	0.03 (0.01)	<0.01 (<0.01)
2015	April	0.01 (<0.01)	0.00	0.07	<0.01 (<0.01)	0.00	0.16 (0.13)	<0.01 (<0.01)	<0.01 (<0.01)
	May	<0.01 (<0.01)	<0.01 (<0.01)	0.02 (0.01)	0.02 (<0.01)	0.00	0.27 (0.14)	0.03 (0.12)	<0.01 (<0.01)
	June	0.01 (<0.01)	0.00	0.02 (<0.01)	0.01 (<0.01)	<0.01 (<0.01)	0.26 (0.07)	0.01	<0.01 (<0.01)
	July	0.04 (0.02)	0.00	0.01 (<0.01)	0.01 (<0.01)	0.00	0.16 (0.07)	0.01 (<0.01)	<0.01 (<0.01)
	Overall	0.01 (<0.01)	<0.01 (<0.01)	0.02 (<0.01)	0.01 (<0.01)	<0.01 (<0.01)	0.23 (0.05)	0.02 (0.03)	<0.01 (<0.01)

Table 7a. Estimated monthly and overall angler catch rate per hour fished (C/h) only for anglers primarily targeting a species at Francis Case. (80% confidence interval). Abbreviations for species are as follows: Channel Catfish (CCF), Common Carp (COC), Sauger (SAR), Smallmouth Bass (SMB), Smallmouth Buffalo (SAB), Walleye (WAE), White Bass (WHB), Yellow Perch (YEP) and Other Species (Other).

Year	Month	CCF C/h	COC C/h	SAR C/h	SMB C/h	SAB C/h	WAE C/h	WHB C/h	YEP C/h
2014	April	0.00	0.00	0.00	0.00	0.00	0.79 (0.17)	0.00	0.00
	May	0.31 (0.52)	0.00	0.00	2.41 (0.80)	0.00	1.21 (0.22)	3.41	0.00
	June	4.04	0.00	0.00	2.08	0.00	1.71 (0.30)	1.54	0.00
	July	0.94	0.00	0.00	0.00	0.00	1.05 (0.21)	1.96	0.00
	Overall	1.72 (0.15)	0.00	0.00	2.20 (0.29)	0.00	1.19 (0.11)	2.40	0.00
2015	April	0.55	0.00	0.00	9.21	0.00	0.44 (0.17)	0.00	0.00
	May	0.00	0.00	0.00	1.05 (0.80)	0.00	0.83 (0.27)	3.67	0.00
	June	1.29 (0.52)	0.00	0.00	1.55	0.00	1.08 (0.27)	0.00	0.00
	July	0.66 (0.50)	0.00	0.00	0.00	0.00	0.43 (0.18)	0.00	0.00
	Overall	0.71 (0.21)	0.00	0.00	3.91 (0.27)	0.00	0.71 (0.12)	3.67	0.00



Table 7b. Estimated monthly and overall angler harvest rate per hour fished (H/h) only for anglers primarily targeting a species at Francis Case. (80% confidence interval). Abbreviations for species are as follows: Channel Catfish (CCF), Common Carp (COC), Sauger (SAR), Smallmouth Bass (SMB), Smallmouth Buffalo (SAB), Walleye (WAE), White Bass (WHB), Yellow Perch (YEP) and Other Species (Other).

Year	Month	CCF	COC	SAR	SMB	SAB	WAE	WHB	YEP
		H/h	H/h	H/h	H/h	H/h	H/h	H/h	H/h
2014	April	0.00	0.00	0.00	0.00	0.00	0.24 (0.07)	0.00	0.00
	May	0.29 (0.37)	0.00	0.00	0.30 (0.08)	0.00	0.21 (0.04)	3.41	0.00
	June	2.94	0.00	0.00	0.00	0.00	0.24 (0.06)	1.44	0.00
	July	0.92	0.00	0.00	0.00	0.00	0.39 (0.10)	1.96	0.00
	Overall	1.32 (0.10)	0.00	0.00	0.11 (0.03)	0.00	0.27 (0.04)	2.38	0.00
2015	April	0.45	0.00	0.00	0.00	0.00	0.17 (0.03)	0.00	0.00
	May	0.00	0.00	0.00	0.15 (0.19)	0.00	0.28 (0.08)	3.67	0.00
	June	1.12 (0.59)	0.00	0.00	0.71	0.00	0.30 (0.06)	0.00	0.00
	July	0.42 (0.42)	0.00	0.00	0.00	0.00	0.22 (0.09)	0.00	0.00
	Overall	0.55 (0.19)	0.00	0.00	0.29 (0.07)	0.00	0.25 (0.03)	3.67	0.00

Table 8a. Estimated monthly and overall angler catch (C) for all anglers by species at Francis Case (80% confidence interval). Abbreviations for species are as follows: Channel Catfish (CCF), Common Carp (COC), Sauger (SAR), Smallmouth Bass (SMB), Smallmouth Buffalo (SAB), Walleye (WAE), White Bass (WHB), Yellow Perch (YEP) and other species (Other).

Year	Month	CCF	COC	SAR	SMB	SAB	WAE	WHB	YEP
		C	C	C	C	C	C	C	C
2014	April	1,016 (466)	35 (28)	15,982 (6,722)	655 (389)	0	77,895 (25,206)	2,736 (1,559)	27 (43)
	May	4,056 (1,160)	896 (918)	27,871 (8,427)	24,511 (11,455)	1,278 (844)	217,958 (33,742)	8,002 (5,213)	91 (107)
	June	9,552 (1,996)	660 (296)	22,346 (3,386)	11,428 (3,752)	0	327,683 (53,032)	18,057 (3,118)	976 (384)
	July	17,836 (5,366)	134 (69)	1,964 (876)	4,241	56 (52)	151,751 (30,337)	13,813 (3,393)	708 (507)
	Overall	32,461 (5,860)	1,726 (967)	68,162 (11,333)	40,835 (11,973)	1,334 (845)	775,286 (74,206)	42,608 (7,130)	1,802 (646)
2015	April	1,270 (650)	460 (276)	8,145 (2,992)	1,602 (842)	7 (9)	32,599 (12,818)	519 (264)	97 (68)
	May	2,261 (727)	601 (387)	10,500 (2,959)	12,552 (4,619)	201 (181)	146,485 (34,560)	13,427 (160,325)	992 (575)
	June	7,784 (2,453)	487 (267)	11,322 (3,269)	15,516 (4,316)	490 (398)	222,752 (44,829)	15,264 (3,037)	321 (133)
	July	14,043 (5,362)	405 (197)	1,357 (493)	5,406 (1,242)	355 (262)	45,813 (14,964)	6,056 (2,102)	696 (349)
	Overall	25,357 (5,977)	1,953 (580)	31,324 (5,351)	35,076 (6,497)	1,052 (509)	447,649 (59,935)	35,266 (160,368)	2,106 (689)

Table 8b. Estimated monthly and overall angler harvest (H) for all anglers by species at Francis Case (80% confidence interval). Abbreviations for species are as follows: Channel Catfish (CCF), Common Carp (COC), Sauger (SAR), Smallmouth Bass (SMB), Smallmouth Buffalo (SAB), Walleye (WAE), White Bass (WHB), Yellow Perch (YEP) and other species (Other).

Year	Month	CCF	COC	SAR	SMB	SAB	WAE	WHB	YEP
		H	H	H	H	H	H	H	H
2014	April	333 (242)	0	3,538 (1,317)	79 (90)	0	20,478 (6,359)	109 (122)	0
	May	1,993 (949)	0	7,697 (1,724)	2,481 (962)	0	40,454 (5,678)	2,903 (5,728)	0
	June	2,959 (1,261)	0	3,948 (1,145)	1,271 (577)	0	47,864 (6,238)	8,521 (2,369)	435 (215)
	July	6,500 (3,962)	7 (8)	696 (300)	1,260 (875)	7 (8)	57,119 (9,970)	5,187 (2,692)	19 (21)
	Overall	11,784 (4,271)	7 (8)	15,879 (2,471)	5,090 (1,425)	7 (8)	165,915 (14,526)	16,720 (6,759)	454 (216)
2015	April	480 (238)	0	5,448	333 (155)	0	12,142 (3,479)	196 (155)	34 (39)
	May	745 (346)	27 (40)	4,655 (1,478)	2,884 (1,387)	0	50,537 (12,733)	5,983 (13,660)	565 (476)
	June	2,366 (847)	0	3,789 (1,069)	2,315 (1,231)	57 (73)	62,368 (10,081)	3,240	83 (57)
	July	5,893 (2,789)	0	940 (375)	956 (326)	0	24,896 (8,003)	1,286 (690)	233 (266)
	Overall	9,485 (2,945)	27 (40)	14,833 (686)	6,489 (1,889)	57 (73)	149,943 (18,436)	10,705 (13,651)	914 (550)

Table 9. Estimated number and rate (number per hour) of Channel Catfish (CCF), Common Carp (COC), Sauger (SAR), Smallmouth Bass (SMB), Smallmouth Buffalo (SAB), Walleye (WAE), White Bass (WHB), Yellow Perch (YEP) caught and harvested by anglers during the summer and winter fisheries on Francis Case, (80% confidence interval).

**Channel Catfish**

Season	Year	Catch	Harvest	Catch Rate	Harvest Rate
Summer	2006	25,210 (3,867)	7,419 (2,672)	0.04 (<0.01)	0.01 (<0.01)
Summer	2007	32,520 (7,453)	13,044 (3,617)	0.06 (0.02)	0.02 (<0.01)
Summer	2008	28,997 (4,783)	12,179 (2,339)	0.05 (0.01)	0.02 (<0.01)
Summer	2009	19,993 (3,918)	7,179 (1,418)	0.03 (<0.01)	0.01 (<0.01)
Summer	2010	19,469 (3,762)	9,153 (3,128)	0.04 (<0.01)	0.02 (<0.01)
Summer	2011	13,925 (1,656)	5,085 (1,591)	0.02 (<0.01)	0.01 (<0.01)
Summer	2012	36,683 (9,216)	11,937 (2,940)	0.06 (0.02)	0.02 (<0.01)
Summer	2013	41,647 (6,720)	13,399 (2,891)	0.06 (0.01)	0.02 (<0.01)
Summer	2014	32,461 (5,860)	11,784 (4,271)	0.05 (0.01)	0.02 (<0.01)
Summer	2015	25,357 (5,977)	9,485 (2,945)	0.04 (0.01)	0.01 (<0.01)
Winter	2005-2006	19 (12)	13 (10)	<0.01 (<0.01)	<0.01 (<0.01)
Winter	2006-2007	72 (21)	29 (18)	0.01 (<0.01)	<0.01 (<0.01)
Winter	2007-2008	12 (19)	12 (19)	<0.01 (<0.01)	<0.01 (<0.01)

**Common Carp**

Season	Year	Catch	Harvest	Catch Rate	Harvest Rate
Summer	2006	4,096 (2,578)	475 (600)	0.01 (<0.01)	<0.01 (<0.01)
Summer	2007	3,282 (1,875)	0	0.01 (<0.01)	0.00
Summer	2008	1,561 (576)	0	<0.01 (<0.01)	0.00
Summer	2009	1,504 (449)	17 (25)	<0.01 (<0.01)	<0.01 (<0.01)
Summer	2010	1,214 (468)	39 (33)	<0.01 (<0.01)	<0.01 (<0.01)
Summer	2011	2,772 (990)	125 (107)	<0.01 (<0.01)	<0.01 (<0.01)
Summer	2012	2,008 (478)	0	<0.01 (<0.01)	0.00
Summer	2013	2,417 (832)	13 (21)	<0.01 (<0.01)	<0.01 (<0.01)
Summer	2014	1,726 (967)	7 (8)	<0.01 (<0.01)	<0.01 (<0.01)
Summer	2015	1,953 (580)	27 (40)	<0.01 (<0.01)	<0.01 (<0.01)
Winter	2005-2006	6 (6)	0	<0.01 (<0.01)	0.00

**Sauger**

Season	Year	Catch	Harvest	Catch Rate	Harvest Rate
Summer	2006	16,717 (4,375)	10,610 (2,587)	0.03 (<0.01)	0.02 (<0.01)
Summer	2007	20,811 (6,711)	8,452 (3,208)	0.04 (0.02)	0.02 (<0.01)
Summer	2008	7,134 (2,782)	3,271 (1,231)	0.01 (<0.01)	0.01 (<0.01)
Summer	2009	13,923 (4,402)	7,438 (2,206)	0.02 (<0.01)	0.01 (<0.01)
Summer	2010	5,412 (1,266)	2,755 (590)	0.01 (<0.01)	0.01 (<0.01)
Summer	2011	10,840 (2,610)	4,779 (895)	0.02 (<0.01)	0.01 (<0.01)
Summer	2012	40,003 (7,239)	17,547 (2,842)	0.06 (0.02)	0.03 (<0.01)
Summer	2013	49,766 (7,458)	18,252 (2,694)	0.07 (0.01)	0.02 (<0.01)
Summer	2014	68,162 (11,333)	15,879 (2,471)	0.10 (0.02)	0.02 (<0.01)
Summer	2015	31,324 (5,351)	14,833 (686)	0.05 (0.02)	0.02 (<0.01)
Winter	2005-2006	962 (227)	434 (89)	0.10 (0.03)	0.04 (0.01)
Winter	2006-2007	684 (219)	445 (217)	0.05 (0.02)	0.03 (0.02)
Winter	2007-2008	86 (43)	84 (43)	0.01 (<0.01)	0.01 (<0.01)

**Smallmouth Bass**

Season	Year	Catch	Harvest	Catch Rate	Harvest Rate
Summer	2006	50,495 (12,908)	5,054 (839)	0.08 (0.03)	0.01 (<0.01)
Summer	2007	44,877 (9,354)	8,777 (2,458)	0.08 (0.03)	0.02 (<0.01)
Summer	2008	34,675 (7,227)	11,360 (3,107)	0.06 (0.02)	0.02 (<0.01)
Summer	2009	36,505 (8,039)	6,830 (2,299)	0.06 (0.02)	0.01 (<0.01)
Summer	2010	32,465 (6,878)	6,061 (2,553)	0.07 (0.02)	0.01 (<0.01)
Summer	2011	78,838 (14,669)	10,765 (3,110)	0.12 (0.04)	0.02 (<0.01)
Summer	2012	103,988 (18,058)	13,620 (2,884)	0.17 (0.04)	0.02 (<0.01)
Summer	2013	55,496 (9,848)	9,204 (2,021)	0.08 (0.02)	0.01 (<0.01)
Summer	2014	40,835 (11,973)	5,090 (1,425)	0.06 (0.02)	0.01 (<0.01)
Summer	2015	35,076 (6,497)	6,489 (1,889)	0.05 (0.02)	0.01 (<0.01)
Winter	2005-2006	40 (14)	2 (4)	<0.01 (<0.01)	<0.01 (<0.01)
Winter	2006-2007	3	0	<0.01	0.00
Winter	2007-2008	188 (119)	67 (23)	0.02 (0.01)	0.01 (<0.01)

**Smallmouth Buffalo**

Season	Year	Catch	Harvest	Catch Rate	Harvest Rate
Summer	2006	33 (33)	0	<0.01 (<0.01)	0.00
Summer	2009	48 (37)	0	<0.01 (<0.01)	0.00
Summer	2011	141 (123)	19 (15)	<0.01 (<0.01)	<0.01 (<0.01)
Summer	2012	144 (134)	0	<0.01 (<0.01)	0.00
Summer	2013	53 (41)	0	<0.01 (<0.01)	0.00
Summer	2014	1,334 (845)	7 (8)	<0.01 (<0.01)	<0.01 (<0.01)
Summer	2015	1,052 (509)	57 (73)	<0.01 (<0.01)	<0.01 (<0.01)

**Walleye**

Season	Year	Catch	Harvest	Catch Rate	Harvest Rate
Summer	2006	628,029 (67,177)	197,872 (19,796)	0.98 (0.17)	0.31 (0.05)
Summer	2007	687,424 (365,537)	101,442 (12,697)	1.22 (0.74)	0.18 (0.04)
Summer	2008	436,317 (58,949)	86,352 (8,138)	0.79 (0.17)	0.16 (0.03)
Summer	2009	475,975 (47,108)	143,383 (12,505)	0.81 (0.14)	0.24 (0.04)
Summer	2010	235,140 (34,072)	102,973 (12,976)	0.49 (0.10)	0.21 (0.04)
Summer	2011	850,216 (105,326)	248,773 (30,299)	1.34 (0.32)	0.39 (0.09)
Summer	2012	773,468 (91,993)	195,859 (23,446)	1.25 (0.23)	0.32 (0.06)
Summer	2013	921,692 (82,261)	235,608 (22,562)	1.25 (0.18)	0.32 (0.05)
Summer	2014	775,286 (74,206)	165,915 (14,526)	1.19 (0.21)	0.25 (0.04)
Summer	2015	447,649 (59,935)	149,943 (18,436)	0.67 (0.16)	0.23 (0.05)
Winter	2005-2006	17,456 (3,790)	7,110 (1,492)	1.76 (0.66)	0.72 (0.29)
Winter	2006-2007	6,914 (523)	3,465 (398)	0.48 (0.15)	0.24 (0.08)
Winter	2007-2008	5,083 (2,810)	2,146 (1,964)	0.46 (0.57)	0.19 (0.33)



**White Bass**

Season	Year	Catch	Harvest	Catch Rate	Harvest Rate
Summer	2006	91,250 (9,975)	18,820 (4,506)	0.14 (0.03)	0.03 (<0.01)
Summer	2007	66,848 (14,709)	13,088 (3,570)	0.12 (0.04)	0.02 (<0.01)
Summer	2008	67,334 (14,194)	24,129 (9,997)	0.12 (0.04)	0.04 (0.02)
Summer	2009	53,508 (15,425)	21,733 (6,614)	0.09 (0.03)	0.04 (0.01)
Summer	2010	28,181 (7,936)	8,292 (3,638)	0.06 (0.02)	0.02 (<0.01)
Summer	2011	72,838 (16,984)	26,918 (10,079)	0.11 (0.04)	0.04 (0.02)
Summer	2012	56,497 (12,781)	15,898 (4,989)	0.09 (0.02)	0.03 (<0.01)
Summer	2013	53,852 (15,579)	14,440	0.07 (0.02)	0.02
Summer	2014	42,608 (7,130)	16,720 (6,759)	0.07 (0.01)	0.03 (0.01)
Summer	2015	35,266 (160,368)	10,705 (13,651)	0.05 (0.25)	0.02 (0.03)
Winter	2005-2006	269 (227)	0	0.03 (0.02)	0.00
Winter	2006-2007	168	0	0.01	0.00
Winter	2007-2008	830 (13)	813	0.07 (0.04)	0.07 (0.04)

**Yellow Perch**

Season	Year	Catch	Harvest	Catch Rate	Harvest Rate
Summer	2006	3,709 (870)	490 (295)	0.01 (<0.01)	<0.01 (<0.01)
Summer	2007	3,594 (1,147)	353 (214)	0.01 (<0.01)	<0.01 (<0.01)
Summer	2008	1,715 (602)	338 (205)	<0.01 (<0.01)	<0.01 (<0.01)
Summer	2009	4,107 (736)	440 (173)	0.01 (<0.01)	<0.01 (<0.01)
Summer	2010	17,980 (4,201)	2,913 (725)	0.04 (<0.01)	0.01 (<0.01)
Summer	2011	20,892 (3,337)	3,051 (720)	0.03 (0.02)	<0.01 (<0.01)
Summer	2012	17,077 (2,376)	2,223 (607)	0.03 (<0.01)	<0.01 (<0.01)
Summer	2013	2,587 (652)	548 (248)	<0.01 (<0.01)	<0.01 (<0.01)
Summer	2014	1,802 (646)	454 (216)	<0.01 (<0.01)	<0.01 (<0.01)
Summer	2015	2,106 (689)	914 (550)	<0.01 (<0.01)	<0.01 (<0.01)
Winter	2005-2006	97 (103)	10 (14)	0.01 (0.01)	<0.01 (<0.01)
Winter	2006-2007	62 (10)	23	<0.01 (<0.01)	<0.01 (<0.01)

Table 10. The number of fish harvested with each species by length group (mm) for the winter and summer fisheries at Francis Case. Abbreviations for species are as follows: Channel Catfish (CCF), Common Carp (COC), Sauger (SAR), Smallmouth Bass (SMB), Smallmouth Buffalo (SAB), Walleye (WAE), White Bass (WHB), Yellow Perch (YEP).

<b>Summer 2014</b>								
Length Group (mm)	CCF (N=3)	COC (N=0)	SAR (N=345)	SMB (N=67)	SAB (N=1)	WAE (N=2848)	WHB (N=37)	YEP (N=5)
220				1				2
230				2				1
240				1				
250				1				1
260								
270				3				
280				3	1	1		
290				2		2		
300			1	7		8		
310	1		1	6		14		
320				8		30	2	
330				3		35		1
340	1		1	3		67	3	
350			2	6		116		
360			4	3		154		
370			5	5		179	2	
380			49	3		579	3	
390			61	4		382	2	
400			52	2		279	4	
410			38	1		201	8	
420			36	1		159	1	
430			18			123	5	
440			16	1		104	5	
450			17			83	1	
460			10			74	1	
470	1		21			57		
480			4	1		35		
490			3			29		
500			2			32		
510						19		
520			1			11		
530						13		
540			1			13		
550			1			10		
560						7		
570						10		
580						11		
590						4		
600						2		
610			1			1		
620						2		
630						1		
640						1		

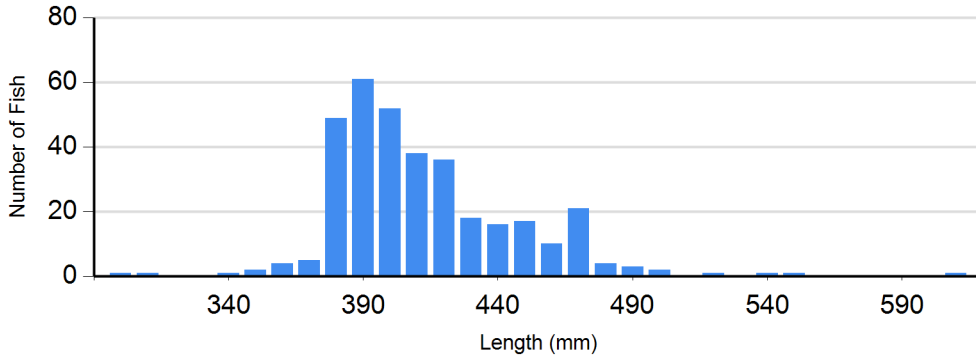
---

**Summer 2015**

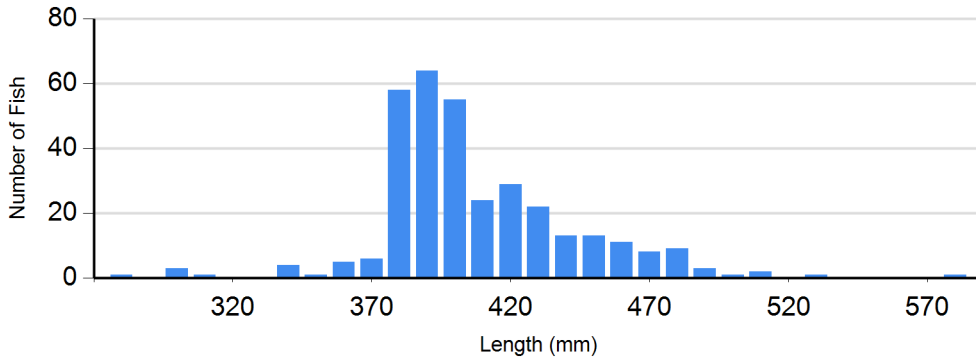
Length Group (mm)	CCF (N=7)	COC (N=0)	SAR (N=335)	SMB (N=134)	SAB (N=0)	WAE (N=4084)	WHB (N=9)	YEP (N=6)
200								1
210								
220				1				
230								2
240				1		1		3
250				1				
260				4				
270				2		1	1	
280			1	5		1		
290				12		1	1	
300			3	15		5		
310			1	11		5		
320				20		16		
330	1			9		17		
340			4	13		23		
350			1	7		44	2	
360			5	14		84	1	
370			6	3		135		
380			58	4		687	2	
390	1		64	4		659	1	
400	2		55	3		590		
410			24			496		
420			29	1		350		
430			22	1		266	1	
440			13	1		177		
450			13			125		
460			11			89		
470			8			42		
480	1		9			60		
490	1		3			47		
500			1			33		
510			2	1		20		
520						18		
530			1			19		
540				1		13		
550	1					12		
560						14		
570						4		
580			1			7		
590						4		
600						6		
610						1		
620						1		
630						2		
640						4		
650						2		
660						1		
670								
680								
690						1		
700								
710								
720						1		

---

Length frequency of angler-harvested Sauger measured by the creel clerk during creel surveys on Francis Case.

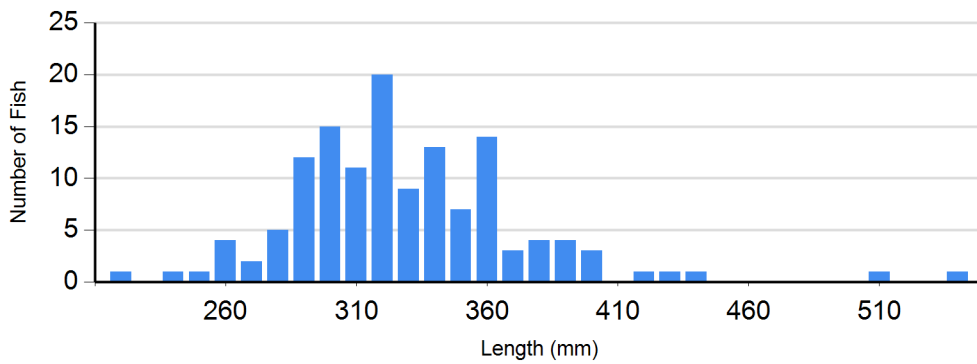
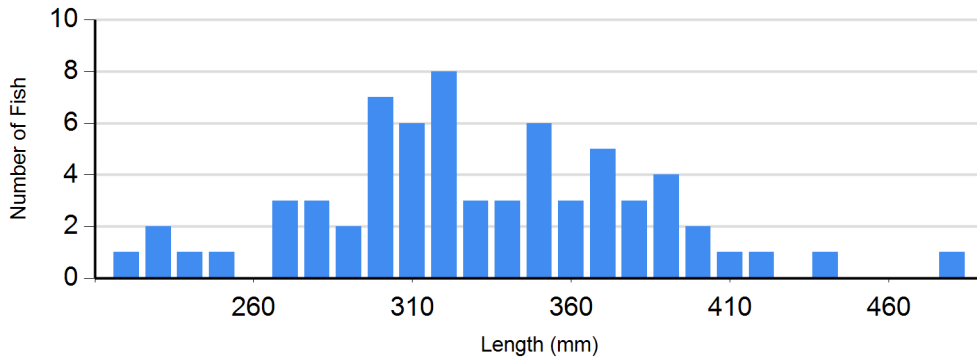


Summer 2014  
N = 345  
Mean TL = 412 mm

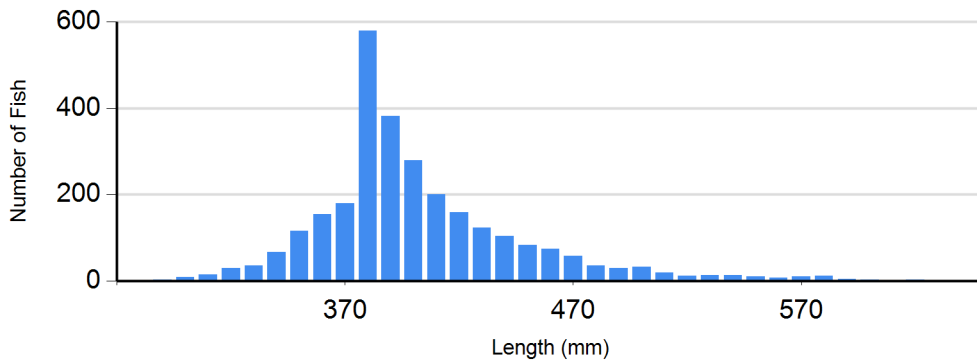


Summer 2015  
N = 335  
Mean TL = 407 mm

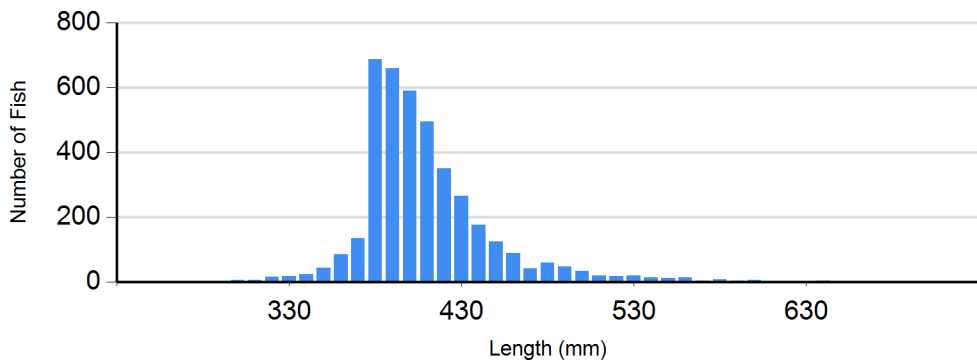
Length frequency of angler-harvested Smallmouth Bass measured by the creel clerk during creel surveys on Francis Case.



Length frequency of angler-harvested Walleye measured by the creel clerk during creel surveys on Francis Case.

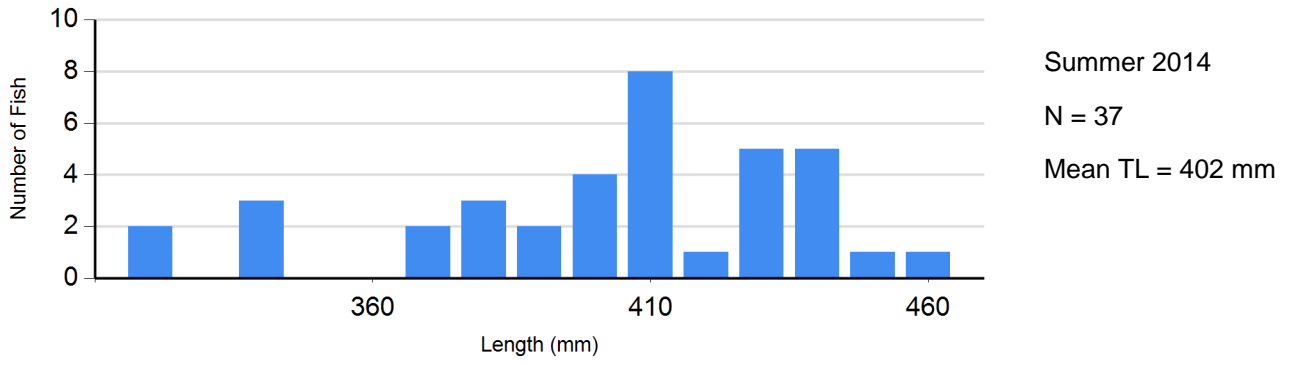


Summer 2014  
N = 2848  
Mean TL = 402 mm



Summer 2015  
N = 4084  
Mean TL = 409 mm

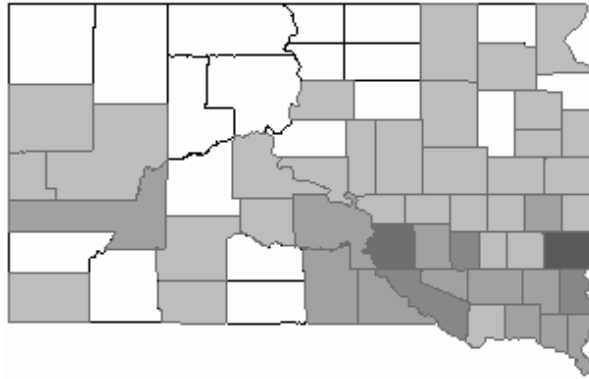
Length frequency of angler-harvested White Bass measured by the creel clerk during creel surveys on Francis Case.





South Dakota county of residence for winter and summer resident anglers fishing Francis Case, South Dakota between April 2014 and July 2015.

Summer 2014



Summer 2015


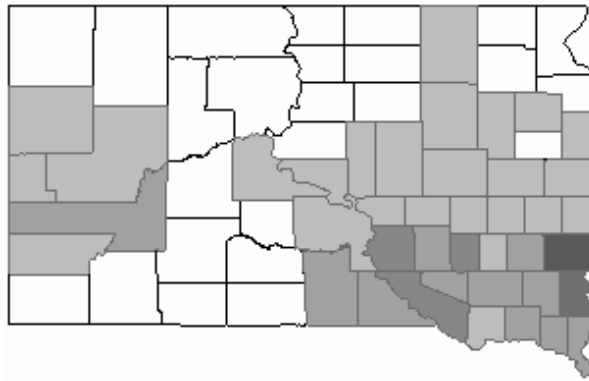


Table 11. Number of parties or anglers interviewed that harvested (or caught) a specified number of fish total over selected strata for a species.

Angler Harvest	Count							
	CCF (n=171)	COC (n=0)	SAR (n=0)	SMB (n=0)	SAB (n=0)	WAE (n=8314)	WHB (n=127)	YEP (n=0)
0.00	0	0	0	0	0	0	0	0
0.17	0	0	0	0	0	4	0	0
0.20	0	0	0	0	0	6	0	0
0.25	0	0	0	0	0	29	0	0
0.33	0	0	0	0	0	39	0	0
0.40	0	0	0	0	0	8	0	0
0.43	0	0	0	0	0	6	0	0
0.50	0	0	0	0	0	108	1	0
0.60	0	0	0	0	0	3	0	0
0.67	0	0	0	0	0	72	0	0
0.75	0	0	0	0	0	45	0	0
0.80	0	0	0	0	0	8	0	0
1.00	1	0	0	6	0	286	3	0
1.20	0	0	0	0	0	6	0	0
1.25	0	0	0	0	0	40	0	0
1.33	0	0	0	0	0	60	0	0
1.40	0	0	0	0	0	21	0	0
1.47	0	0	0	0	0	22	0	0
1.50	0	0	0	0	0	264	0	0
1.60	0	0	0	0	0	32	0	0
1.67	0	0	0	0	0	150	0	0
1.75	0	0	0	0	0	42	0	0
1.80	0	0	0	0	0	9	0	0
2.00	0	0	0	0	0	354	0	0
2.25	0	0	0	0	0	27	0	0
2.33	0	0	0	0	0	35	0	0
2.40	0	0	0	0	0	12	0	0
2.50	5	0	0	0	0	245	0	0
2.60	0	0	0	0	0	26	0	0
2.67	0	0	0	0	0	112	0	0
2.75	0	0	0	0	0	22	0	0
3.00	0	0	0	0	0	360	0	0
3.20	0	0	0	0	0	48	0	0
3.25	0	0	0	0	0	52	0	0
3.33	0	0	0	10	0	100	0	0
3.40	0	0	0	0	0	17	0	0
3.50	0	0	0	0	0	322	0	0
3.60	0	0	0	0	0	54	0	0
3.67	0	0	0	0	0	110	0	0
3.75	0	0	0	0	0	60	0	0
3.80	0	0	0	0	0	19	0	0

4.00	0	0	0	8	0	900	0	0
4.67	14	0	0	0	0	0	0	0
5.00	0	0	0	0	0	25	15	0
5.33	0	0	0	0	0	16	0	0
6.00	12	0	0	0	0	0	0	0
6.25	25	0	0	0	0	0	0	0
7.50	15	0	0	0	0	0	0	0
8.00	0	0	0	0	0	0	0	0
10.00	10	0	0	0	0	0	30	0
11.67	0	0	0	0	0	0	35	0

---

Summer 2015

Count

Angler Harvest	CCF (n=171)	COC (n=0)	SAR (n=0)	SMB (n=0)	SAB (n=0)	WAE (n=8314)	WHB (n=127)	YEP (n=0)
0.00	0	0	0	0	0	0	0	0
0.14	0	0	0	0	0	1	0	0
0.17	0	0	0	0	0	2	0	0
0.20	0	0	0	0	0	8	0	0
0.25	0	0	0	0	0	21	0	0
0.33	0	0	0	0	0	48	0	0
0.40	0	0	0	0	0	14	0	0
0.43	0	0	0	3	0	0	0	0
0.50	0	0	0	0	0	140	0	0
0.60	0	0	0	0	0	12	0	0
0.63	0	0	0	0	0	5	0	0
0.67	0	0	0	0	0	86	0	0
0.75	0	0	0	0	0	39	0	0
0.80	0	0	0	0	0	4	0	0
1.00	0	0	0	1	0	351	0	0
1.17	0	0	0	0	0	7	0	0
1.20	0	0	0	0	0	18	0	0
1.25	0	0	0	0	0	30	0	0
1.33	0	0	0	0	0	64	0	0
1.40	0	0	0	0	0	7	0	0
1.50	0	0	0	0	0	243	0	0
1.60	0	0	0	0	0	24	0	0
1.67	0	0	0	0	0	70	0	0
1.75	0	0	0	0	0	35	0	0
2.00	10	0	0	0	0	392	0	0
2.20	0	0	0	0	0	11	0	0
2.25	0	0	0	0	0	63	0	0
2.33	7	0	0	0	0	77	0	0
2.50	0	0	0	0	0	175	10	0
2.60	0	0	0	0	0	13	0	0
2.67	16	0	0	0	0	48	8	0
2.75	0	0	0	0	0	11	0	0
2.80	0	0	0	0	0	14	0	0
3.00	12	0	0	9	0	315	0	0
3.25	0	0	0	0	0	78	0	0
3.33	0	0	0	0	0	110	0	0
3.40	0	0	0	0	0	17	0	0
3.50	0	0	0	7	0	315	0	0
3.67	0	0	0	0	0	88	0	0
3.75	0	0	0	0	0	15	0	0
3.80	0	0	0	0	0	38	0	0
4.00	0	0	0	8	0	1072	0	0
4.33	0	0	0	0	0	26	0	0

5.00	5	0	0	10	0	0	0	0
5.33	0	0	0	0	0	16	0	0
7.00	0	0	0	0	0	7	0	0
8.00	0	0	0	0	0	8	0	0
8.50	17	0	0	0	0	0	0	0
11.00	22	0	0	0	0	0	0	0
25.00	0	0	0	0	0	0	25	0

---