

Creel and Lake Information

Lake Information

Lake Name: Bismark
Lake Code: MCS-Lake-7-000
Surface Area: 9.31 Hectares
County: Custer
Start Date: 5/20/2015
End Date: 8/11/2015
Months Included: May, June, July, August

Table 1. Percent of angling parties interviewed primarily targeting a species (or any species) by month and overall for Bismark during 2014 - 2015. Any Species (ANY), Black Bullhead (BLB), Black Crappie (BLC), Largemouth Bass (LMB), Rainbow Trout (RBT), Smallmouth Bass (SMB), Yellow Perch (YEP).

Year	Month	# of Interviews	Percent of Anglers Targeting						
			ANY	BLB	BLC	LMB	RBT	SMB	YEP
2014	January	1	100.0	0.0	0.0	0.0	0.0	0.0	0.0
	February	6	0.0	0.0	0.0	0.0	100.0	0.0	0.0
	May	12	41.7	0.0	8.3	0.0	50.0	0.0	0.0
	June	3	33.3	0.0	0.0	0.0	66.7	0.0	0.0
	July	8	75.0	0.0	0.0	0.0	25.0	0.0	0.0
	August	10	50.0	0.0	0.0	0.0	40.0	0.0	10.0
	Overall	40	45.0	0.0	2.5	0.0	50.0	0.0	2.5
2015	May	20	0.0	0.0	0.0	0.0	100.0	0.0	0.0
	June	24	0.0	0.0	0.0	0.0	95.8	4.2	0.0
	July	14	0.0	0.0	0.0	0.0	100.0	0.0	0.0
	August	4	0.0	0.0	0.0	0.0	100.0	0.0	0.0
	Overall	62	0.0	0.0	0.0	0.0	98.4	1.6	0.0

Table 2. Monthly and overall number of interviews, angler hours, angler days, mean trip length, mean party size, percent of parties interviewed that were South Dakota residents, percent of angling activity from a boat or shack and percent of angling activity that occurred on weekends and holidays at Bismark (80% confidence interval).

Year	Month	# Interviews	Angler Hours	Angler Days	Trip Length (h)	Party Size	% SD Residents	% Boat or Shack	% Weekend/Holidays
2013-2014	January	2	0		0.00	1.00	100	0	0
	February	12	0		0.00	2.50	100	17	100
	Overall	14	0		0.00	1.45	100	14	86
2014	May	24	0		2.32	1.74	75	0	75
	July	16	0		0.00	2.74	63	0	50
	August	20	0		0.00	2.54	80	0	20
	Overall	66	0		2.32	2.16	67	0	45
2015	May	20	116 (149)	54	2.14 (1.05)	1.71 (0.52)	45	5	70
	June	24	748 (541)	316	2.37 (0.52)	2.29 (0.35)	58	17	25
	July	14	1,814 (296)	844	2.15	1.82	71	0	43
	August	4	1,495 (177)	686	2.18	1.50	100	0	0
	Overall	62	4,173 (658)	1,888	2.21 (0.32)	1.85 (0.17)	60	8	42

Table 3. Estimated fishing pressure (angler hours) by month during the summer season 2015 daylight period on Bismark (80% confidence interval).

Lake	Month				Total
	April	May	June	July	
Bismark Lake	116 (149)	748 (541)	1,814 (296)	1,495 (177)	4,173 (658)

Table 4. Estimated number of fish harvested, by species and month, for the summer season 2015 daylight period on Bismark (80% confidence interval).

Species	Month				Total
	May	June	July	August	
Black Bullhead	0	0	0	0	0
Black Crappie	0	0	0	0	0
Largemouth Bass	0	0	0	0	0
Rainbow Trout	20 (28)	345 (271)	552 (210)	115	917 (508)
Smallmouth Bass	0	0	0	0	0
Yellow Perch	0	0	0	0	0
Total	20 (28)	345 (271)	552 (210)	115	917 (508)

Table 5a. Estimated monthly and overall angler catch rate per hour fished (C/h) for all anglers by species at Bismark (80% confidence interval). Abbreviations for species are as follows: Black Bullhead (BLB), Black Crappie (BLC), Largemouth Bass (LMB), Rainbow Trout (RBT), Smallmouth Bass (SMB), Yellow Perch (YEP) and other species (Other).

Year	Month	BLB	BLC	LMB	RBT	SMB	YEP
		C/h	C/h	C/h	C/h	C/h	C/h
2013-2014	February	0.00	0.00	0.00	0.00	0.00	0.00
	Overall	0.00	0.00	0.00	0.00	0.00	0.00
2014	May	0.00	0.00	0.00	0.00	0.00	0.00
	July	0.00	0.00	0.00	0.00	0.00	0.00
	August	0.00	0.00	0.00	0.00	0.00	0.00
	Overall	0.00	0.00	0.00	0.00	0.00	0.00
2015	May	0.00	0.00	0.00	0.26 (1.09)	0.00	0.00
	June	0.00	0.03 (0.05)	0.00	0.82 (1.91)	0.06 (0.07)	0.00
	July	0.01	0.00	0.00	0.36 (0.20)	0.00	0.00
	August	0.00	0.00	0.00	0.08	0.00	0.00
	Overall	<0.01	<0.01 (<0.01)	0.00	0.34 (0.28)	0.01 (<0.01)	0.00

Table 5b. Estimated monthly and overall angler harvest rate per hour fished (H/h) for all anglers by species at Bismark (80% confidence interval). Abbreviations for species are as follows: Black Bullhead (BLB), Black Crappie (BLC), Largemouth Bass (LMB), Rainbow Trout (RBT), Smallmouth Bass (SMB), Yellow Perch (YEP) and other species (Other).

Year	Month	BLB	BLC	LMB	RBT	SMB	YEP
		H/h	H/h	H/h	H/h	H/h	H/h
2013-2014	February	0.00	0.00	0.00	0.00	0.00	0.00
	Overall	0.00	0.00	0.00	0.00	0.00	0.00
2014	May	0.00	0.00	0.00	0.00	0.00	0.00
	July	0.00	0.00	0.00	0.00	0.00	0.00
	August	0.00	0.00	0.00	0.00	0.00	0.00
	Overall	0.00	0.00	0.00	0.00	0.00	0.00
2015	May	0.00	0.00	0.00	0.17 (0.64)	0.00	0.00
	June	0.00	0.00	0.00	0.46 (0.70)	0.00	0.00
	July	0.00	0.00	0.00	0.30 (0.17)	0.00	0.00
	August	0.00	0.00	0.00	0.08	0.00	0.00
	Overall	0.00	0.00	0.00	0.25 (0.12)	0.00	0.00

Table 6a. Estimated monthly and overall angler catch rate per hour fished (C/h) only for anglers primarily targeting a species at Bismark. (80% confidence interval). Abbreviations for species are as follows: Black Bullhead (BLB), Black Crappie (BLC), Largemouth Bass (LMB), Rainbow Trout (RBT), Smallmouth Bass (SMB), Yellow Perch (YEP) and Other Species (Other).

Year	Month	BLB	BLC	LMB	RBT	SMB	YEP
		C/h	C/h	C/h	C/h	C/h	C/h
2013-2014	February	0.00	0.00	0.00	0.65	0.00	0.00
	Overall	0.00	0.00	0.00	0.65	0.00	0.00
2014	May	0.00	0.00	0.00	0.92	0.00	0.00
	June	0.00	0.00	0.00	0.00	0.00	0.00
	July	0.00	0.00	0.00	0.17	0.00	0.00
	August	0.00	0.00	0.00	0.63 (0.43)	0.00	0.59
	Overall	0.00	0.00	0.00	0.46 (0.09)	0.00	0.59
	2015	May	0.00	0.00	0.00	0.60 (1.57)	0.00
	June	0.00	0.00	0.00	0.76 (0.55)	0.40	0.00
	July	0.00	0.00	0.00	0.49 (0.40)	0.00	0.00
	August	0.00	0.00	0.00	0.09 (0.44)	0.00	0.00
	Overall	0.00	0.00	0.00	0.58 (0.42)	0.40	0.00

Table 6b. Estimated monthly and overall angler harvest rate per hour fished (H/h) only for anglers primarily targeting a species at Bismark. (80% confidence interval). Abbreviations for species are as follows: Black Bullhead (BLB), Black Crappie (BLC), Largemouth Bass (LMB), Rainbow Trout (RBT), Smallmouth Bass (SMB), Yellow Perch (YEP) and Other Species (Other).

Year	Month	BLB	BLC	LMB	RBT	SMB	YEP
		H/h	H/h	H/h	H/h	H/h	H/h
2013-2014	February	0.00	0.00	0.00	0.65	0.00	0.00
	Overall	0.00	0.00	0.00	0.65	0.00	0.00
2014	May	0.00	0.00	0.00	0.73	0.00	0.00
	June	0.00	0.00	0.00	0.00	0.00	0.00
	July	0.00	0.00	0.00	0.00	0.00	0.00
	August	0.00	0.00	0.00	0.31 (0.17)	0.00	0.07
	Overall	0.00	0.00	0.00	0.29 (0.03)	0.00	0.07
2015	May	0.00	0.00	0.00	0.23 (0.13)	0.00	0.00
	June	0.00	0.00	0.00	0.55 (0.25)	0.00	0.00
	July	0.00	0.00	0.00	0.41 (0.69)	0.00	0.00
	August	0.00	0.00	0.00	0.09 (0.32)	0.00	0.00
	Overall	0.00	0.00	0.00	0.39 (0.19)	0.00	0.00

Table 7a. Estimated monthly and overall angler catch (C) for all anglers by species at Bismark (80% confidence interval). Abbreviations for species are as follows: Black Bullhead (BLB), Black Crappie (BLC), Largemouth Bass (LMB), Rainbow Trout (RBT), Smallmouth Bass (SMB), Yellow Perch (YEP) and other species (Other).

Year	Month	BLB	BLC	LMB	RBT	SMB	YEP
		C	C	C	C	C	C
2013-2014	February	0	0	0	0	0	0
	Overall	0	0	0	0	0	0
2014	May	0	0	0	0	0	0
	July	0	0	0	0	0	0
	August	0	0	0	0	0	0
	Overall	0	0	0	0	0	0
2015	May	0	0	0	30 (48)	0	0
	June	0	19 (34)	0	613 (825)	47 (36)	0
	July	16	0	0	654 (210)	0	0
	August	0	0	0	115	0	0
	Overall	16	19 (34)	0	1,412 (853)	47 (36)	0

Table 7b. Estimated monthly and overall angler harvest (H) for all anglers by species at Bismark (80% confidence interval). Abbreviations for species are as follows: Black Bullhead (BLB), Black Crappie (BLC), Largemouth Bass (LMB), Rainbow Trout (RBT), Smallmouth Bass (SMB), Yellow Perch (YEP) and other species (Other).

Year	Month	BLB	BLC	LMB	RBT	SMB	YEP
		H	H	H	H	H	H
2013-2014	February	0	0	0	0	0	0
	Overall	0	0	0	0	0	0
2014	May	0	0	0	0	0	0
	July	0	0	0	0	0	0
	August	0	0	0	0	0	0
	Overall	0	0	0	0	0	0
2015	May	0	0	0	20 (28)	0	0
	June	0	0	0	345 (271)	0	0
	July	0	0	0	552 (210)	0	0
	August	0	0	0	115	0	0
	Overall	0	0	0	1,032 (343)	0	0

Table 8. Estimated number and rate (number per hour) of Black Bullhead (BLB), Black Crappie (BLC), Largemouth Bass (LMB), Rainbow Trout (RBT), Smallmouth Bass (SMB), Yellow Perch (YEP) caught and harvested by anglers during the summer and winter fisheries on Bismark, (80% confidence interval).

Black Bullhead

Season	Year	Catch	Harvest	Catch Rate	Harvest Rate
Summer	2014	0	0	0.00	0.00
Summer	2015	16	0	<0.01	0.00

Black Crappie

Season	Year	Catch	Harvest	Catch Rate	Harvest Rate
Summer	2015	19 (34)	0	<0.01 (<0.01)	0.00

Rainbow Trout

Season	Year	Catch	Harvest	Catch Rate	Harvest Rate
Summer	2014	0	0	0.00	0.00
Summer	2015	1,412 (853)	1,032 (343)	0.34 (0.28)	0.25 (0.12)
Winter	2013-2014	0	0	0.00	0.00

Smallmouth Bass

Season	Year	Catch	Harvest	Catch Rate	Harvest Rate
Summer	2015	47 (36)	0	0.01 (<0.01)	0.00

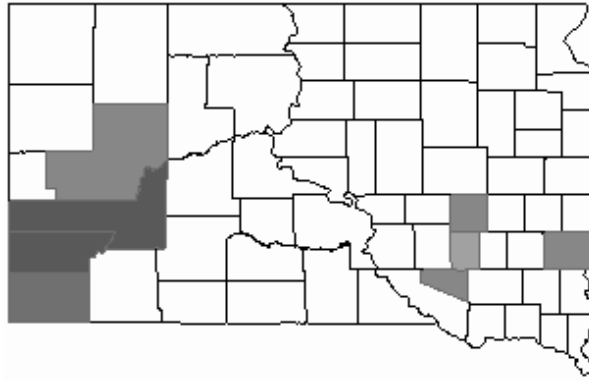
Yellow Perch

Season	Year	Catch	Harvest	Catch Rate	Harvest Rate
Summer	2014	0	0	0.00	0.00

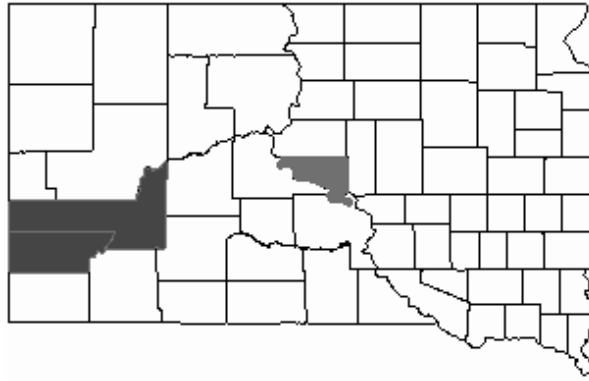
Table 9. The number of fish harvested with each species by length group (mm) for the winter and summer fisheries at Bismark. Abbreviations for species are as follows: Black Bullhead (BLB), Black Crappie (BLC), Largemouth Bass (LMB), Rainbow Trout (RBT), Smallmouth Bass (SMB), Yellow Perch (YEP).

South Dakota county of residence for winter and summer resident anglers fishing Bismark, South Dakota between January 2014 and August 2015.

Summer 2014



Winter 2013-2014



Summer 2015


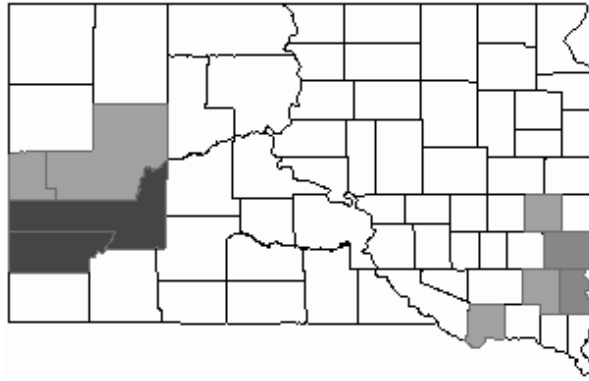


Table 10. Number of parties or anglers interviewed that harvested (or caught) a specified number of fish total over selected strata for a species.

Angler Harvest	Count					
	BLB (n=0)	BLC (n=0)	LMB (n=0)	RBT (n=0)	SMB (n=0)	YEP (n=1)
0.00	0	0	0	0	0	0
0.25	0	0	0	1	0	1
0.50	0	0	0	1	0	0
1.00	0	0	0	1	0	0
1.67	0	0	0	5	0	0
4.00	0	0	0	4	0	0

Angler Harvest	Count					
	BLB (n=0)	BLC (n=0)	LMB (n=0)	RBT (n=0)	SMB (n=0)	YEP (n=1)
0.00	0	0	0	0	0	0
0.67	0	0	0	2	0	0
1.00	0	0	0	9	0	0
1.50	0	0	0	6	0	0
1.67	0	0	0	5	0	0
1.75	0	0	0	7	0	0
2.00	0	0	0	10	0	0
3.00	0	0	0	3	0	0
3.33	0	0	0	10	0	0
3.75	0	0	0	15	0	0
5.00	0	0	0	30	0	0

Winter 2013-2014

Count

Angler Harvest	BLB (n=0)	BLC (n=0)	LMB (n=0)	RBT (n=0)	SMB (n=0)	YEP (n=1)
0.33	0	0	0	1	0	0
0.50	0	0	0	1	0	0
1.00	0	0	0	4	0	0
1.50	0	0	0	3	0	0

Table 11 The number (N) and percent of total interviews in supplemental-response categories by question asked during interviews at Bismark.

Question: Considering all factors, how satisfied are you with your fishing trip today?

Response	Summer 2015 (n = 114)
moderately dissatisfied <input type="checkbox"/>	3%
moderately satisfied <input type="checkbox"/>	7%
neutral or no opinion <input type="checkbox"/>	11%
slightly dissatisfied <input type="checkbox"/>	17%
slightly satisfied <input type="checkbox"/>	28%
very dissatisfied <input type="checkbox"/>	4%
very satisfied <input type="checkbox"/>	31%

Question: Did you catch the species of fish you were targeting today?

Response	Summer 2015 (n = 114)
neutral or no opinion <input type="checkbox"/>	7%
No <input type="checkbox"/>	31%
Yes <input type="checkbox"/>	62%

Question: This lake is normally stocked with 11 inch RBT. Are you satisfied with the number of rainbow trout caught today?

Response	Summer 2015 (n = 114)
Moderately Dissatisfied <input type="checkbox"/>	27%
Moderately Satisfied <input type="checkbox"/>	11%
Neutral or No Opinion <input type="checkbox"/>	10%
Slightly Dissatisfied <input type="checkbox"/>	8%
Slightly Satisfied <input type="checkbox"/>	18%
Very Dissatisfied <input type="checkbox"/>	6%
Very Satisfied <input type="checkbox"/>	20%

Question: This lake is normally stocked with 11 inch RBT. Are you satisfied with the size of rainbow trout caught today?

Response	Summer 2015 (n = 114)
Moderately Dissatisfied <input type="checkbox"/>	6%
Moderately Satisfied <input type="checkbox"/>	12%
Neutral or No Opinion <input type="checkbox"/>	39%
Slightly Dissatisfied <input type="checkbox"/>	3%
Slightly Satisfied <input type="checkbox"/>	12%
Very Dissatisfied <input type="checkbox"/>	3%
Very Satisfied <input type="checkbox"/>	25%

