

## Creel and Lake Information

### Lake Information

**Lake Name:** Horsethief  
**Lake Code:** MCS-Lake-8-000  
**Surface Area:** 6.89 Hectares  
**County:** Pennington  
**Start Date:** 5/23/2015  
**End Date:** 8/12/2015  
**Months Included:** May, June, July, August

Table 1. Percent of angling parties interviewed primarily targeting a species (or any species) by month and overall for Horsethief during 2014 - 2015. Any Species (ANY), Rainbow Trout (RBT).

Year	Month	# of Interviews	Percent of Anglers Targeting	
			ANY	RBT
2014	July	14	50.0	42.9
	August	7	42.9	42.9
	Overall	21	47.6	42.9
2015	May	10	0.0	100.0
	June	12	0.0	100.0
	July	26	0.0	100.0
	August	7	0.0	100.0
	Overall	55	0.0	100.0

Table 2. Monthly and overall number of interviews, angler hours, angler days, mean trip length, mean party size, percent of parties interviewed that were South Dakota residents, percent of angling activity from a boat or shack and percent of angling activity that occurred on weekends and holidays at Horsethief (80% confidence interval).

Year	Month	# Interviews	Angler Hours	Angler Days	Trip Length (h)	Party Size	% SD Residents	% Boat or Shack	% Weekend/Holidays
2014	July	14	0		0.00	2.48	71	0	36
	August	7	0		0.00	2.41	100	14	71
	Overall	21	0		0.00	2.45	81	5	48
2015	May	10	0	0	2.15	1.62	90	0	80
	June	12	1,334 (693)	459	2.91 (1.05)	1.85 (0.62)	100	17	42
	July	26	2,418 (650)	967	2.50 (0.41)	2.76 (0.18)	58	4	42
	August	7	1,593 (413)	847	1.88	2.65	43	0	43
	Overall	55	5,345 (1,036)	2,275	2.35 (0.27)	2.23 (0.15)	71	5	49

Table 3. Estimated fishing pressure (angler hours) by month during the summer season 2015 daylight period on Horsethief (80% confidence interval).

Lake	Month			Total
	May	June	July	
Horsethief Lake	1,334 (693)	2,418 (650)	1,593 (413)	5,345 (1,036)

Table 4. Estimated number of fish harvested, by species and month, for the summer season 2015 daylight period on Horsethief (80% confidence interval).

Species	Month			Total
	June	July	August	
Rainbow Trout	498 (269)	165 (97)	83	662 (366)
Total	498 (269)	165 (97)	83	662 (366)

Table 5a. Estimated monthly and overall angler catch rate per hour fished (C/h) for all anglers by species at Horsethief (80% confidence interval). Abbreviations for species are as follows: Rainbow Trout (RBT) and other species (Other).

Year	Month	RBT
		C/h
2014	July	0.00
	August	0.00
	Overall	0.00
2015	May	0.00
	June	0.52 (0.74)
	July	0.11 (0.08)
	August	0.07
	Overall	0.20 (0.13)

Table 5b. Estimated monthly and overall angler harvest rate per hour fished (H/h) for all anglers by species at Horsethief (80% confidence interval). Abbreviations for species are as follows: Rainbow Trout (RBT) and other species (Other).

Year	Month	RBT
		H/h
2014	July	0.00
	August	0.00
	Overall	0.00
2015	May	0.00
	June	0.37 (0.62)
	July	0.07 (0.05)
	August	0.05
	Overall	0.14 (0.11)

Table 6a. Estimated monthly and overall angler catch rate per hour fished (C/h) only for anglers primarily targeting a species at Horsethief. (80% confidence interval). Abbreviations for species are as follows: Rainbow Trout (RBT) and Other Species (Other).

Year	Month	RBT
		C/h
2014	July	0.76 (1.44)
	August	1.05
	Overall	0.90 (0.73)
2015	May	0.50 (0.60)
	June	0.67 (1.27)
	July	0.14 (0.46)
	August	0.04
	Overall	0.33 (0.35)

Table 6b. Estimated monthly and overall angler harvest rate per hour fished (H/h) only for anglers primarily targeting a species at Horsethief. (80% confidence interval). Abbreviations for species are as follows: Rainbow Trout (RBT) and Other Species (Other).

Year	Month	RBT
		H/h
2014	July	0.76 (1.89)
	August	1.05
	Overall	0.90 (0.96)
2015	May	0.31 (0.60)
	June	0.42 (0.74)
	July	0.09 (0.19)
	August	0.03
	Overall	0.21 (0.24)



Table 7a. Estimated monthly and overall angler catch (C) for all anglers by species at Horsethief (80% confidence interval). Abbreviations for species are as follows: Rainbow Trout (RBT) and other species (Other).

Year	Month	RBT
		C
2014	July	0
	August	0
	Overall	0
2015	May	0
	June	698 (278)
	July	266 (159)
	August	111
	Overall	1,075 (321)

Table 7b. Estimated monthly and overall angler harvest (H) for all anglers by species at Horsethief (80% confidence interval). Abbreviations for species are as follows: Rainbow Trout (RBT) and other species (Other).

Year	Month	RBT
		H
2014	July	0
	August	0
	Overall	0
2015	May	0
	June	498 (269)
	July	165 (97)
	August	83
	Overall	746 (286)

Table 8. Estimated number and rate (number per hour) of Rainbow Trout (RBT) caught and harvested by anglers during the summer and winter fisheries on Horsethief, (80% confidence interval).

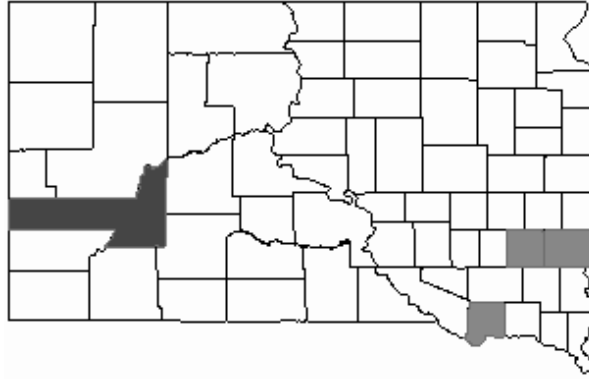
**Rainbow Trout**

Season	Year	Catch	Harvest	Catch Rate	Harvest Rate
Summer	2007	1,917 (262)	834 (249)	0.30 (0.07)	0.13 (0.05)
Summer	2014	0	0	0.00	0.00
Summer	2015	1,075 (321)	746 (286)	0.20 (0.13)	0.14 (0.11)

Table 9. The number of fish harvested with each species by length group (mm) for the winter and summer fisheries at Horsethief. Abbreviations for species are as follows: Rainbow Trout (RBT).

South Dakota county of residence for winter and summer resident anglers fishing Horsethief, South Dakota between July 2014 and August 2015.

Summer 2014



Summer 2015


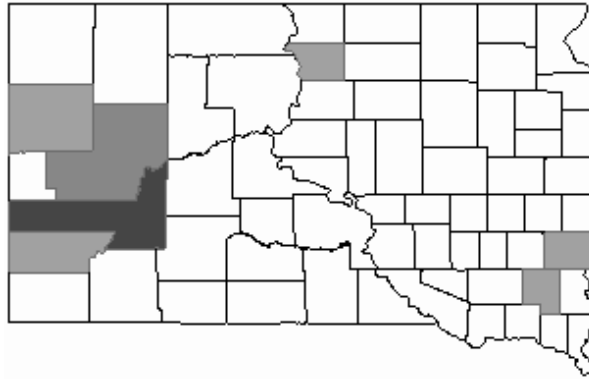


Table 10. Number of parties or anglers interviewed that harvested (or caught) a specified number of fish total over selected strata for a species.

<b>Summer 2014</b>	Count
Angler Harvest	RBT (n=61)
0.00	0
0.33	1
0.50	1
1.00	4
1.50	3

<b>Summer 2015</b>	<b>Count</b>
Angler Harvest	RBT (n=61)
0.00	0
0.33	1
0.50	8
0.67	4
0.80	4
1.00	4
2.00	6
2.50	5
2.67	8
3.00	3
4.00	4
5.00	5

Table 11 The number (N) and percent of total interviews in supplemental-response categories by question asked during interviews at Horsethief.

Question: Considering all factors, how satisfied are you with your fishing trip today?

Response	Summer 2015 (n = 127)
moderately dissatisfied <input type="checkbox"/>	2%
moderately satisfied <input type="checkbox"/>	28%
neutral or no opinion <input type="checkbox"/>	12%
slightly dissatisfied <input type="checkbox"/>	11%
slightly satisfied <input type="checkbox"/>	20%
very dissatisfied <input type="checkbox"/>	8%
very satisfied <input type="checkbox"/>	20%

Question: Did you catch the species of fish you were targeting today?

Response	Summer 2015 (n = 127)
neutral or no opinion <input type="checkbox"/>	2%
No <input type="checkbox"/>	45%
Yes <input type="checkbox"/>	54%

Question: This lake is normally stocked with 11 inch RBT. Are you satisfied with the number of rainbow trout caught today?

Response	Summer 2015 (n = 127)
Moderately Dissatisfied <input type="checkbox"/>	31%
Moderately Satisfied <input type="checkbox"/>	9%
Neutral or No Opinion <input type="checkbox"/>	3%
Slightly Dissatisfied <input type="checkbox"/>	12%
Slightly Satisfied <input type="checkbox"/>	18%
Very Dissatisfied <input type="checkbox"/>	20%
Very Satisfied <input type="checkbox"/>	6%

Question: This lake is normally stocked with 11 inch RBT. Are you satisfied with the size of rainbow trout caught today?

Response	Summer 2015 (n = 127)
Moderately Dissatisfied <input type="checkbox"/>	2%
Moderately Satisfied <input type="checkbox"/>	22%
Neutral or No Opinion <input type="checkbox"/>	39%
Slightly Dissatisfied <input type="checkbox"/>	10%
Slightly Satisfied <input type="checkbox"/>	13%
Very Dissatisfied <input type="checkbox"/>	2%
Very Satisfied <input type="checkbox"/>	12%



