

# Creel and Lake Information

## Lake Information

**Lake Name:** Opitz  
**Lake Code:** UJA-Lake-866-002  
**Surface Area:** 587.62 Hectares  
**County:** Marshall  
**Start Date:** 5/17/2015  
**End Date:** 8/4/2015  
**Months Included:** May, June, July, August

Table 1. Percent of angling parties interviewed primarily targeting a species (or any species) by month and overall for Opitz during 2014 - 2015. Any Species (ANY), Black Crappie (BLC), Common Carp (COC), Northern Pike (NOP), Rock Bass (ROB), Smallmouth Bass (SMB), Walleye (WAE), White Bass (WHB), Yellow Perch (YEP).

Year	Month	# of Interviews	Percent of Anglers Targeting								
			ANY	BLC	COC	NOP	ROB	SMB	WAE	WHB	YEP
2014	May	14	0.0	0.0	0.0	0.0	0.0	0.0	100.0	0.0	0.0
	June	15	6.7	0.0	0.0	0.0	0.0	0.0	86.7	0.0	6.7
	July	18	5.6	0.0	0.0	0.0	0.0	0.0	83.3	0.0	11.1
	August	16	0.0	0.0	0.0	0.0	0.0	0.0	100.0	0.0	0.0
	Overall	63	3.2	0.0	0.0	0.0	0.0	0.0	92.1	0.0	4.8
2015	May	42	0.0	9.5	0.0	0.0	0.0	0.0	90.5	0.0	0.0
	June	40	5.0	2.5	0.0	0.0	0.0	0.0	87.5	0.0	5.0
	July	16	6.3	0.0	0.0	0.0	0.0	0.0	93.8	0.0	0.0
	August	3	0.0	33.3	0.0	33.3	0.0	0.0	33.3	0.0	0.0
	Overall	101	3.0	5.9	0.0	1.0	0.0	0.0	88.1	0.0	2.0

Table 2. Monthly and overall number of interviews, angler hours, angler days, mean trip length, mean party size, percent of parties interviewed that were South Dakota residents, percent of angling activity from a boat or shack and percent of angling activity that occurred on weekends and holidays at Opitz (80% confidence interval).

Year	Month	# Interviews	Angler Hours	Angler Days	Trip Length (h)	Party Size	% SD Residents	% Boat or Shack	% Weekend/Holidays
2014	May	14	1,674 (335)	588	2.85 (0.28)	2.93 (0.40)	64	71	57
	June	15	1,446 (559)	316	4.57	2.35	33	100	67
	July	18	1,251 (271)	239	5.23	3.06	28	100	83
	August	16	1,444 (461)	423	3.41	2.72	50	100	38
	Overall	63	5,815 (844)	1,450	4.01 (0.07)	2.77 (0.10)	43	94	62
2015	May	42	5,801 (2,320)	1,559	3.72	2.21 (1.10)	38	95	50
	June	40	2,327 (891)	441	5.28	2.61 (0.72)	40	90	70
	July	16	1,702 (395)	422	4.03	3.16 (0.85)	63	94	44
	August	3	249 (202)	46	5.45	2.67 (1.28)	100	67	0
	Overall	101	10,079 (2,525)	2,215	4.55	2.66 (0.49)	45	92	55

Table 3. Estimated fishing pressure (angler hours) by month during the summer season 2015 daylight period on Opitz (80% confidence interval).

Lake	Month				Total
	April	May	June	July	
Opitz	5,801 (2,320)	2,327 (891)	1,702 (395)	249 (202)	10,079 (2,525)

Table 4. Estimated number of fish harvested, by species and month, for the summer season 2015 daylight period on Opitz (80% confidence interval).

Species	Month			Total
	May	June	July	
Black Crappie	82 (55)	10 (8)	0	92 (63)
Common Carp	0	0	0	0
Northern Pike	13 (10)	4 (5)	0	17 (15)
Rock Bass	0	0	0	0
Smallmouth Bass	0	0	0	0
Walleye	1,213 (465)	283 (148)	106 (43)	1,601 (656)
White Bass	0	0	0	0
Yellow Perch	7 (7)	161 (110)	52 (39)	220 (155)
Total	1,314 (537)	457 (270)	158 (82)	1,929 (889)

Table 5a. Estimated monthly and overall angler catch rate per hour fished (C/h) for all anglers by species at Opitz (80% confidence interval). Abbreviations for species are as follows: Black Crappie (BLC), Common Carp (COC), Northern Pike (NOP), Rock Bass (ROB), Smallmouth Bass (SMB), Walleye (WAE), White Bass (WHB), Yellow Perch (YEP) and other species (Other).

Year	Month	BLC	COC	NOP	ROB	SMB	WAE	WHB	YEP
		C/h	C/h	C/h	C/h	C/h	C/h	C/h	C/h
2014	May	0.00	0.01 (<0.01)	0.04 (0.06)	0.00	0.00	0.89 (0.37)	0.00	0.02 (0.03)
	June	0.01 (0.01)	0.00	0.01 (0.01)	0.00	0.00	2.85 (3.12)	0.00	0.38 (0.24)
	July	0.01 (<0.01)	0.00	0.02 (<0.01)	0.00	0.00	3.39 (1.21)	0.00	0.07 (0.03)
	August	0.03 (0.05)	0.00	0.02 (0.03)	0.00	0.00	2.04 (1.75)	0.00	0.05 (0.05)
	Overall	0.01 (0.01)	<0.01 (<0.01)	0.02 (0.02)	0.00	0.00	2.20 (0.87)	0.00	0.13 (0.13)
2015	May	0.01 (0.01)	0.00	0.21 (0.08)	0.00	0.00	2.14 (2.39)	0.00	0.01 (<0.01)
	June	0.01 (<0.01)	<0.01 (<0.01)	0.01 (<0.01)	<0.01 (<0.01)	<0.01 (<0.01)	2.10 (1.71)	0.00	0.09 (0.10)
	July	0.00	<0.01 (<0.01)	0.00	0.01 (<0.01)	0.00	1.37 (0.84)	<0.01 (<0.01)	0.04 (0.04)
	August	0.22 (0.77)	0.03 (0.09)	0.02 (0.05)	0.00	0.00	0.28 (0.88)	0.00	0.00
	Overall	0.02 (0.02)	<0.01 (<0.01)	0.12 (0.03)	<0.01 (<0.01)	<0.01 (<0.01)	1.96 (1.39)	<0.01 (<0.01)	0.03 (0.02)

Table 5b. Estimated monthly and overall angler harvest rate per hour fished (H/h) for all anglers by species at Opitz (80% confidence interval). Abbreviations for species are as follows: Black Crappie (BLC), Common Carp (COC), Northern Pike (NOP), Rock Bass (ROB), Smallmouth Bass (SMB), Walleye (WAE), White Bass (WHB), Yellow Perch (YEP) and other species (Other).

Year	Month	BLC	COC	NOP	ROB	SMB	WAE	WHB	YEP
		H/h	H/h	H/h	H/h	H/h	H/h	H/h	H/h
2014	May	0.00	0.00	0.02 (0.03)	0.00	0.00	0.29 (0.17)	0.00	0.01 (0.02)
	June	0.01 (0.01)	0.00	0.00	0.00	0.00	0.16 (0.15)	0.00	0.38 (0.24)
	July	0.01 (<0.01)	0.00	0.00	0.00	0.00	0.15 (0.05)	0.00	0.07 (0.03)
	August	0.02 (0.04)	0.00	0.00	0.00	0.00	0.27 (0.21)	0.00	0.04 (0.03)
	Overall	0.01 (<0.01)	0.00	0.01 (<0.01)	0.00	0.00	0.22 (0.08)	0.00	0.12 (0.13)
2015	May	0.01 (0.01)	0.00	<0.01 (<0.01)	0.00	0.00	0.21 (0.19)	0.00	<0.01 (<0.01)
	June	<0.01 (<0.01)	0.00	<0.01 (<0.01)	0.00	0.00	0.12 (0.11)	0.00	0.07 (0.07)
	July	0.00	0.00	0.00	0.00	0.00	0.06 (0.03)	0.00	0.03 (0.03)
	August	0.00	0.00	0.00	0.00	0.00	0.00	0.00	0.00
	Overall	0.01 (<0.01)	0.00	<0.01 (<0.01)	0.00	0.00	0.16 (0.10)	0.00	0.02 (0.01)

Table 6a. Estimated monthly and overall angler catch rate per hour fished (C/h) only for anglers primarily targeting a species at Opitz. (80% confidence interval). Abbreviations for species are as follows: Black Crappie (BLC), Common Carp (COC), Northern Pike (NOP), Rock Bass (ROB), Smallmouth Bass (SMB), Walleye (WAE), White Bass (WHB), Yellow Perch (YEP) and Other Species (Other).

Year	Month	BLC	COC	NOP	ROB	SMB	WAE	WHB	YEP
		C/h	C/h	C/h	C/h	C/h	C/h	C/h	C/h
2014	May	0.00	0.00	0.00	0.00	0.00	0.73 (0.60)	0.00	0.00
	June	0.00	0.00	0.00	0.00	0.00	3.14 (2.79)	0.00	8.57
	July	0.00	0.00	0.00	0.00	0.00	5.43 (0.86)	0.00	0.15 (0.55)
	August	0.00	0.00	0.00	0.00	0.00	2.04 (1.47)	0.00	0.00
	Overall	0.00	0.00	0.00	0.00	0.00	2.83 (0.82)	0.00	6.13 (0.16)
2015	May	0.00	0.00	0.00	0.00	0.00	2.43 (2.22)	0.00	0.00
	June	0.00	0.00	0.00	0.00	0.00	1.97 (1.23)	0.00	0.77
	July	0.00	0.00	0.00	0.00	0.00	1.24 (0.98)	0.00	0.00
	August	0.97	0.00	0.00	0.00	0.00	0.13	0.00	0.00
	Overall	0.43	0.00	0.00	0.00	0.00	1.54 (0.74)	0.00	0.77

Table 6b. Estimated monthly and overall angler harvest rate per hour fished (H/h) only for anglers primarily targeting a species at Opitz. (80% confidence interval). Abbreviations for species are as follows: Black Crappie (BLC), Common Carp (COC), Northern Pike (NOP), Rock Bass (ROB), Smallmouth Bass (SMB), Walleye (WAE), White Bass (WHB), Yellow Perch (YEP) and Other Species (Other).

Year	Month	BLC	COC	NOP	ROB	SMB	WAE	WHB	YEP
		H/h	H/h	H/h	H/h	H/h	H/h	H/h	H/h
2014	May	0.00	0.00	0.00	0.00	0.00	0.24 (0.31)	0.00	0.00
	June	0.00	0.00	0.00	0.00	0.00	0.18 (0.05)	0.00	8.57
	July	0.00	0.00	0.00	0.00	0.00	0.18 (0.01)	0.00	0.15 (0.46)
	August	0.00	0.00	0.00	0.00	0.00	0.27 (0.11)	0.00	0.00
	Overall	0.00	0.00	0.00	0.00	0.00	0.22 (0.08)	0.00	6.13 (0.13)
2015	May	0.00	0.00	0.00	0.00	0.00	0.24 (0.07)	0.00	0.00
	June	0.00	0.00	0.00	0.00	0.00	0.14 (0.15)	0.00	0.77
	July	0.00	0.00	0.00	0.00	0.00	0.06 (0.12)	0.00	0.00
	August	0.00	0.00	0.00	0.00	0.00	0.00	0.00	0.00
	Overall	0.00	0.00	0.00	0.00	0.00	0.12 (0.05)	0.00	0.77



Table 7a. Estimated monthly and overall angler catch (C) for all anglers by species at Opitz (80% confidence interval). Abbreviations for species are as follows: Black Crappie (BLC), Common Carp (COC), Northern Pike (NOP), Rock Bass (ROB), Smallmouth Bass (SMB), Walleye (WAE), White Bass (WHB), Yellow Perch (YEP) and other species (Other).

Year	Month	BLC	COC	NOP	ROB	SMB	WAE	WHB	YEP
		C	C	C	C	C	C	C	C
2014	May	0	13 (13)	63 (96)	0	0	1,488 (546)	0	38 (57)
	June	16 (16)	0	11 (18)	0	0	4,128 (2,090)	0	545 (923)
	July	17 (9)	0	23 (4)	0	0	4,245 (848)	0	89 (24)
	August	46 (73)	0	23 (36)	0	0	2,948 (1,222)	0	78 (63)
	Overall	79 (75)	13 (13)	120 (104)	0	0	12,809 (2,623)	0	750 (927)
2015	May	82 (55)	0	1,226 (29)	0	0	12,416 (6,940)	0	31 (22)
	June	27 (17)	6 (10)	23 (20)	8 (12)	4 (5)	4,883 (2,158)	0	201 (152)
	July	0	6 (1)	0	13 (2)	0	2,339 (659)	6 (1)	73 (65)
	August	56 (134)	9 (22)	4 (11)	0	0	69 (148)	0	0
	Overall	164 (146)	21 (24)	1,253 (37)	21 (12)	4 (5)	19,708 (7,299)	6 (1)	305 (166)

Table 7b. Estimated monthly and overall angler harvest (H) for all anglers by species at Opitz (80% confidence interval). Abbreviations for species are as follows: Black Crappie (BLC), Common Carp (COC), Northern Pike (NOP), Rock Bass (ROB), Smallmouth Bass (SMB), Walleye (WAE), White Bass (WHB), Yellow Perch (YEP) and other species (Other).

Year	Month	BLC	COC	NOP	ROB	SMB	WAE	WHB	YEP
		H	H	H	H	H	H	H	H
2014	May	0	0	38 (57)	0	0	486 (266)	0	25 (38)
	June	16 (16)	0	0	0	0	233 (95)	0	545 (923)
	July	11 (9)	0	0	0	0	191 (26)	0	84 (24)
	August	35 (54)	0	0	0	0	387 (142)	0	57 (43)
	Overall	62 (57)	0	38 (57)	0	0	1,297 (317)	0	710 (925)
2015	May	82 (55)	0	13 (10)	0	0	1,213 (465)	0	7 (7)
	June	10 (8)	0	4 (5)	0	0	283 (148)	0	161 (110)
	July	0	0	0	0	0	106 (43)	0	52 (39)
	August	0	0	0	0	0	0	0	0
	Overall	92 (56)	0	17 (11)	0	0	1,601 (490)	0	220 (116)

Table 8. Estimated number and rate (number per hour) of Black Crappie (BLC), Common Carp (COC), Northern Pike (NOP), Rock Bass (ROB), Smallmouth Bass (SMB), Walleye (WAE), White Bass (WHB), Yellow Perch (YEP) caught and harvested by anglers during the summer and winter fisheries on Opitz, (80% confidence interval).

**Black Crappie**

Season	Year	Catch	Harvest	Catch Rate	Harvest Rate
Summer	2013	77 (49)	77 (49)	<0.01 (<0.01)	<0.01 (<0.01)
Summer	2014	79 (75)	62 (57)	0.01 (0.01)	0.01 (<0.01)
Summer	2015	164 (146)	92 (56)	0.02 (0.02)	0.01 (<0.01)

**Common Carp**

Season	Year	Catch	Harvest	Catch Rate	Harvest Rate
Summer	2014	13 (13)	0	<0.01 (<0.01)	0.00
Summer	2015	21 (24)	0	<0.01 (<0.01)	0.00

**Northern Pike**

Season	Year	Catch	Harvest	Catch Rate	Harvest Rate
Summer	2013	637 (606)	77 (87)	0.03 (0.03)	<0.01 (<0.01)
Summer	2014	120 (104)	38 (57)	0.02 (0.02)	0.01 (<0.01)
Summer	2015	1,253 (37)	17 (11)	0.12 (0.03)	<0.01 (<0.01)

**Rock Bass**

Season	Year	Catch	Harvest	Catch Rate	Harvest Rate
Summer	2013	227 (273)	44 (58)	0.01 (0.01)	<0.01 (<0.01)
Summer	2015	21 (12)	0	<0.01 (<0.01)	0.00

**Smallmouth Bass**

Season	Year	Catch	Harvest	Catch Rate	Harvest Rate
Summer	2015	4 (5)	0	<0.01 (<0.01)	0.00

**Walleye**

Season	Year	Catch	Harvest	Catch Rate	Harvest Rate
Summer	2013	35,979 (16,904)	8,111 (3,980)	1.76 (1.33)	0.40 (0.30)
Summer	2014	12,809 (2,623)	1,297 (317)	2.20 (0.87)	0.22 (0.08)
Summer	2015	19,708 (7,299)	1,601 (490)	1.96 (1.39)	0.16 (0.10)

**White Bass**

Season	Year	Catch	Harvest	Catch Rate	Harvest Rate
Summer	2015	6 (1)	0	<0.01 (<0.01)	0.00

**Yellow Perch**

Season	Year	Catch	Harvest	Catch Rate	Harvest Rate
Summer	2013	350 (96)	183 (95)	0.02 (<0.01)	0.01 (<0.01)
Summer	2014	750 (927)	710 (925)	0.13 (0.13)	0.12 (0.13)
Summer	2015	305 (166)	220 (116)	0.03 (0.02)	0.02 (0.01)

Table 9. The number of fish harvested with each species by length group (mm) for the winter and summer fisheries at Opitz. Abbreviations for species are as follows: Black Crappie (BLC), Common Carp (COC), Northern Pike (NOP), Rock Bass (ROB), Smallmouth Bass (SMB), Walleye (WAE), White Bass (WHB), Yellow Perch (YEP).

<b>Summer 2014</b>								
Length Group (mm)	BLC (N=7)	COC (N=0)	NOP (N=3)	ROB (N=0)	SMB (N=0)	WAE (N=131)	WHB (N=0)	YEP (N=31)
240								1
250								1
260								4
270	1							9
280	2							5
290								2
300	2							2
310								5
320								1
330	1					1		1
340								
350								
360	1							
370						6		
380						41		
390						20		
400						9		
410						14		
420						10		
430						5		
440						4		
450						3		
460						5		
470						6		
480						2		
490						2		
500						2		
510								
520								
530								
540								
550						1		
590			1					
600								
610			1					
620								
630								
640								
650								
660								
670			1					

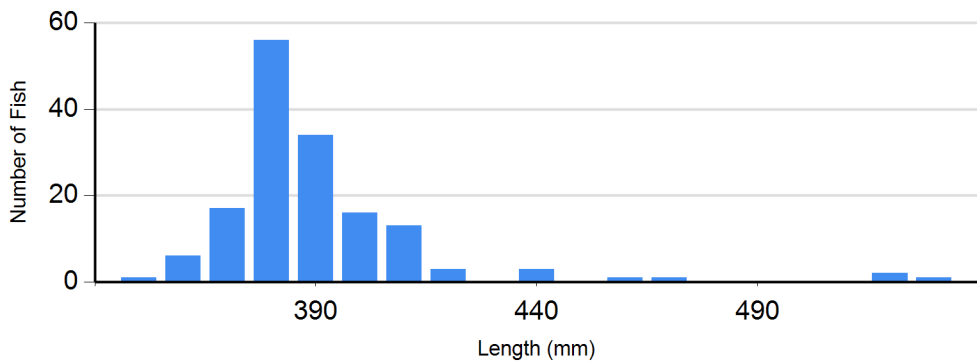
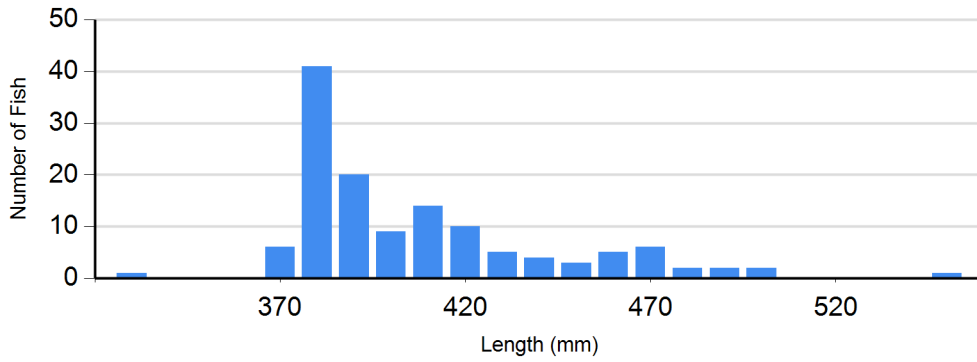
---

**Summer 2015**

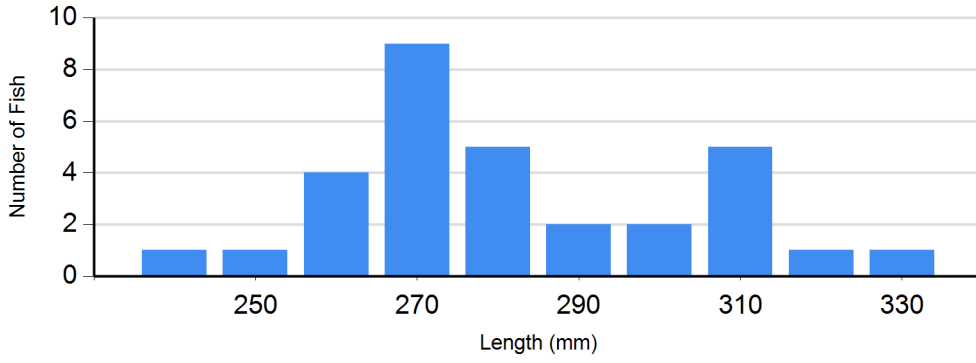
Length Group (mm)	BLC (N=9)	COC (N=0)	NOP (N=3)	ROB (N=0)	SMB (N=0)	WAE (N=154)	WHB (N=0)	YEP (N=40)
240								1
250								5
260								3
270								9
280	1							4
290	1							11
300	1							5
310	4							
320	2							2
350						1		
360						6		
370						17		
380						56		
390						34		
400						16		
410						13		
420						3		
430								
440						3		
450								
460						1		
470						1		
480								
490								
500								
510								
520						2		
530						1		
580			2					
590								
600								
610								
620								
630								
640								
650								
660			1					

---

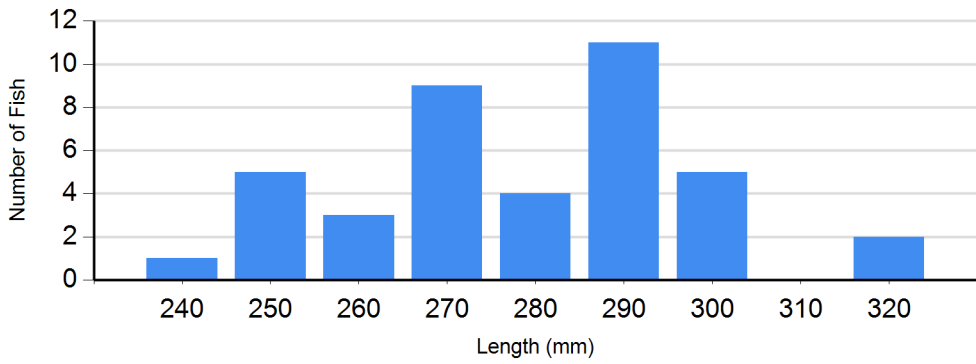
Length frequency of angler-harvested Walleye measured by the creel clerk during creel surveys on Opitz.



Length frequency of angler-harvested Yellow Perch measured by the creel clerk during creel surveys on Opitz.



Summer 2014  
N = 31  
Mean TL = 281 mm

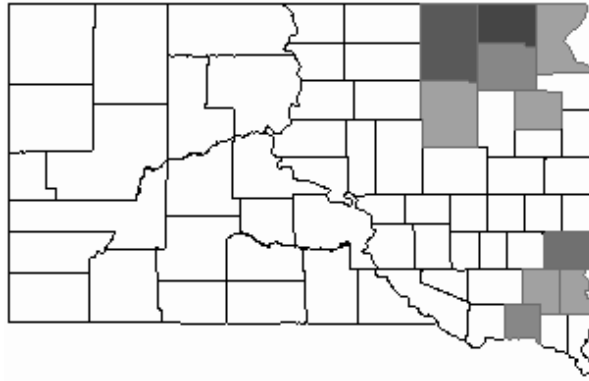


Summer 2015  
N = 40  
Mean TL = 278 mm



South Dakota county of residence for winter and summer resident anglers fishing Opitz,  
 South Dakota between May 2014 and August 2015.

Summer 2014



Summer 2015


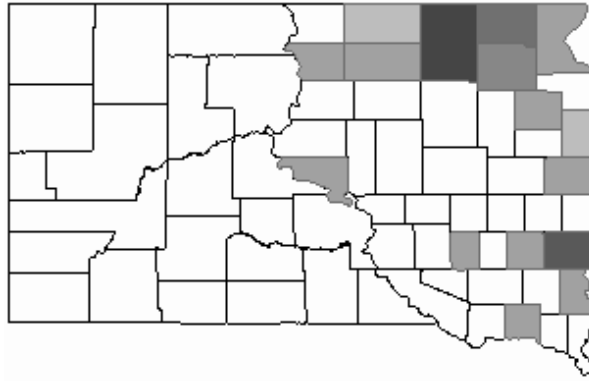


Table 10. Number of parties or anglers interviewed that harvested (or caught) a specified number of fish total over selected strata for a species.

Angler Harvest	Count							
	BLC (n=0)	COC (n=0)	NOP (n=0)	ROB (n=0)	SMB (n=0)	WAE (n=272)	WHB (n=0)	YEP (n=42)
0.00	0	0	0	0	0	0	0	0
0.33	0	0	0	0	0	1	0	0
0.40	0	0	0	0	0	2	0	0
0.50	0	0	0	0	0	9	0	0
0.67	0	0	0	0	0	4	0	0
0.80	0	0	0	0	0	4	0	0
1.00	0	0	0	0	0	22	0	2
1.33	0	0	0	0	0	12	0	0
1.50	0	0	0	0	0	9	0	0
2.00	0	0	0	0	0	62	0	0
15.00	0	0	0	0	0	0	0	30

Angler Harvest	Count							
	BLC (n=0)	COC (n=0)	NOP (n=0)	ROB (n=0)	SMB (n=0)	WAE (n=272)	WHB (n=0)	YEP (n=42)
0.00	0	0	0	0	0	0	0	0
0.25	0	0	0	0	0	1	0	0
0.33	0	0	0	0	0	3	0	0
0.50	0	0	0	0	0	6	0	0
0.60	0	0	0	0	0	3	0	0
0.67	0	0	0	0	0	4	0	0
0.80	0	0	0	0	0	4	0	0
1.00	0	0	0	0	0	24	0	0
1.25	0	0	0	0	0	5	0	0
1.33	0	0	0	0	0	4	0	0
1.50	0	0	0	0	0	15	0	0
1.67	0	0	0	0	0	10	0	0
2.00	0	0	0	0	0	68	0	0
5.00	0	0	0	0	0	0	0	10

Table 11 The number (N) and percent of total interviews in supplemental-response categories by question asked during interviews at Opitz.

Question: Considering all factors, how satisfied are you with your fishing trip today?

Response	Summer 2015 (n = 101)
Being with friends/Slightly Dissatisfied <input type="checkbox"/>	9%
Catching Fish/Neutral <input type="checkbox"/>	13%
Harvesting Fish/Moderately Satisfied <input type="checkbox"/>	16%
Other/Moderately Dissatisfied <input type="checkbox"/>	4%
Participating/Slightly Satisfied <input type="checkbox"/>	17%
Relaxation/Very Satisfied <input type="checkbox"/>	31%
Very Dissatisfied <input type="checkbox"/>	11%

Question: What is the most important factor to you in defining a successful fishing trip?

Response	Summer 2015 (n = 101)
Being with friends/Slightly Dissatisfied <input type="checkbox"/>	21%
Catching Fish/Neutral <input type="checkbox"/>	34%
Harvesting Fish/Moderately Satisfied <input type="checkbox"/>	5%
Other/Moderately Dissatisfied <input type="checkbox"/>	7%
Participating/Slightly Satisfied <input type="checkbox"/>	12%
Relaxation/Very Satisfied <input type="checkbox"/>	22%