

SOUTH DAKOTA STATEWIDE FISHERIES SURVEY
Richmond, Brown County
UJA-Lake-831-800
2017

Lake Information

| | | | |
|----------------------|-----------|-----------------------|---------|
| Name: | Richmond | Maximum Depth: | 23 Feet |
| County: | Brown | Mean Depth: | 8 Feet |
| Surface Area: | 741 Acres | | |

Surveys and Investigations

Survey methods used by gear type, date, and effort.

| Gear | Date | Effort |
|----------------------|--------------------|--------------|
| AFS std frame net | August 08, 2017 | 6 net-nights |
| AFS std frame net | August 09, 2017 | 6 net-nights |
| AFS std frame net | August 10, 2017 | 6 net-nights |
| AFS std gill net | August 08, 2017 | 4 net-nights |
| AFS std gill net | August 09, 2017 | 4 net-nights |
| AFS std gill net | August 10, 2017 | 4 net-nights |
| boat shocker (night) | September 26, 2017 | 3600 seconds |

Common Fish Species Present

Walleye

Largemouth Bass

Bluegill

Black Crappie

Black Bullhead

Yellow Perch

White Bass

Common Carp

Channel Catfish

Northern Pike

Terminology

Catch per unit effort (**CPUE**) refers to the relative abundance of a species. It is defined as the number of fish captured per unit of effort (i.e., number of fish captured per net-night or number of fish captured per hour electrofishing). In this report CPUE is typically given for only stock-length fish (see length categories table for stock lengths).

$$CPUE = \frac{\text{number of fish}}{\text{effort}}$$

Population size structure is quantified using the indices proportional size distribution of quality-length fish (**PSD**) and proportional size distribution of preferred-length fish (**PSD-P**). These indices indicate the proportion of stock-length fish that are equal to or greater than a given length. Minimum lengths for stock, quality and preferred length fish are given in the length categories table.

$$PSD = \left(\frac{\text{number of fish} \geq \text{quality length}}{\text{number of fish} \geq \text{stock length}} \right) \times 100$$

$$PSD - P = \left(\frac{\text{number of fish} \geq \text{preferred length}}{\text{number of fish} \geq \text{stock length}} \right) \times 100$$

Relative weight (**Wr**) is used to quantify fish plumpness. Relative weight is the ratio of what a fish weighs (W) compared to a length-specific standard weight (Ws) multiplied by 100. Relative weight values of 95-105 are commonly cited as optimum values, but values in the 80s are common during summer sampling in South Dakota.

$$Wr = \left(\frac{W}{W_s} \right) \times 100$$

Confidence intervals (**CI**) are provided for many of the estimates calculated in this report. The confidence interval provides a range in which the true mean is expected to fall. For example, with an 80% CI we are 80% confident that the interval contains the true value.

Length categories include stock (**S**), quality (**Q**), preferred (**P**), memorable (**M**) and trophy (**T**). Length categories for most species have been defined based on a percentage of the world record length for that species. Some species mentioned in this report do not have defined length categories. Length categories for species used in this report are provided in the following table. Measurements are the minimum total length for each category and are reported in inches (in) and centimeters (cm).

| Species Name | Stock | | Quality | | Preferred | | Memorable | | Trophy | |
|------------------|-------|------|---------|------|-----------|------|-----------|------|--------|------|
| | (in) | (cm) | (in) | (cm) | (in) | (cm) | (in) | (cm) | (in) | (cm) |
| Bigmouth Buffalo | 11 | 28 | 18 | 46 | 24 | 61 | 30 | 76 | 37 | 94 |
| Black Bullhead | 6 | 15 | 9 | 23 | 12 | 30 | 15 | 38 | 18 | 46 |
| Black Crappie | 5 | 13 | 8 | 20 | 10 | 25 | 12 | 30 | 15 | 38 |

| Species Name | Stock | | Quality | | Preferred | | Memorable | | Trophy | |
|-------------------------------|-------|------|---------|------|-----------|------|-----------|------|--------|------|
| | (in) | (cm) | (in) | (cm) | (in) | (cm) | (in) | (cm) | (in) | (cm) |
| Blue Catfish | 12 | 30 | 20 | 51 | 30 | 76 | 35 | 89 | 45 | 114 |
| Bluegill | 3 | 8 | 6 | 15 | 8 | 20 | 10 | 25 | 12 | 30 |
| Bluegill X Gr. Sunfish Hybrid | 3 | 8 | 6 | 15 | 8 | 20 | 10 | 25 | 12 | 30 |
| Brown Bullhead | 5 | 13 | 8 | 20 | 11 | 28 | 14 | 36 | 17 | 43 |
| Burbot | 8 | 20 | 15 | 38 | 21 | 53 | 26 | 67 | 32 | 82 |
| Channel Catfish | 11 | 28 | 16 | 41 | 24 | 61 | 28 | 71 | 36 | 91 |
| Common Carp | 11 | 28 | 16 | 41 | 21 | 53 | 26 | 66 | 33 | 84 |
| Flathead Catfish | 14 | 35 | 20 | 51 | 28 | 71 | 34 | 86 | 40 | 102 |
| Freshwater Drum | 8 | 20 | 12 | 30 | 15 | 38 | 20 | 51 | 25 | 63 |
| Gizzard Shad | 7 | 18 | 11 | 28 | | | | | | |
| Green Sunfish | 3 | 8 | 6 | 15 | 8 | 20 | 10 | 25 | 12 | 30 |
| Lake Herring | 5 | 13 | 8 | 20 | 11 | 28 | 14 | 35 | 17 | 43 |
| Largemouth Bass | 8 | 20 | 12 | 30 | 15 | 38 | 20 | 51 | 25 | 63 |
| Longnose Gar | 16 | 41 | 27 | 69 | 36 | 91 | 45 | 114 | 55 | 140 |
| Muskellunge | 20 | 51 | 30 | 76 | 38 | 97 | 42 | 107 | 50 | 127 |
| Northern Pike | 14 | 35 | 21 | 53 | 28 | 71 | 34 | 86 | 44 | 112 |
| Paddlefish | 16 | 41 | 26 | 66 | 33 | 84 | 41 | 104 | 51 | 130 |
| Pumpkinseed | 3 | 8 | 6 | 15 | 8 | 20 | 10 | 25 | 12 | 30 |
| Redear Sunfish | 4 | 10 | 7 | 18 | 9 | 23 | 11 | 28 | 13 | 33 |
| River Carpsucker | 7 | 18 | 11 | 28 | 14 | 36 | 18 | 46 | 22 | 56 |
| Rock Bass | 4 | 10 | 7 | 18 | 9 | 23 | 11 | 28 | 13 | 33 |
| Rudd | 6 | 15 | 10 | 25 | 12 | 30 | 15 | 38 | 19 | 48 |
| Sauger | 8 | 20 | 12 | 30 | 15 | 38 | 20 | 51 | 25 | 63 |
| Saugeye | 9 | 23 | 14 | 35 | 18 | 46 | 22 | 56 | 27 | 69 |
| Shorthead Redhorse | 6 | 15 | 10 | 25 | 13 | 33 | 16 | 41 | 20 | 51 |
| Smallmouth Bass | 7 | 18 | 11 | 28 | 14 | 35 | 17 | 43 | 20 | 51 |
| Smallmouth Buffalo | 11 | 28 | 18 | 46 | 24 | 61 | 30 | 76 | 37 | 94 |
| Spotted Bass | 7 | 18 | 11 | 28 | 14 | 35 | 17 | 43 | 20 | 51 |
| Striped Bass | 12 | 30 | 20 | 51 | 30 | 76 | 35 | 89 | 45 | 114 |
| Striped Bass Hybrid (wiper) | 8 | 20 | 12 | 30 | 15 | 38 | 20 | 51 | 25 | 63 |
| Walleye | 10 | 25 | 15 | 38 | 20 | 51 | 25 | 63 | 30 | 76 |
| White Bass | 6 | 15 | 9 | 23 | 12 | 30 | 15 | 38 | 18 | 46 |
| White Crappie | 5 | 13 | 8 | 20 | 10 | 25 | 12 | 30 | 15 | 38 |
| White Perch | 5 | 13 | 8 | 20 | 10 | 25 | 12 | 30 | 15 | 38 |
| White Sucker | 6 | 15 | 10 | 25 | 13 | 33 | 16 | 41 | 20 | 51 |
| Yellow Bass | 4 | 10 | 7 | 18 | 9 | 23 | 11 | 28 | 13 | 33 |
| Yellow Bullhead | 4 | 10 | 7 | 18 | 9 | 23 | 11 | 28 | 14 | 36 |
| Yellow Perch | 5 | 13 | 8 | 20 | 10 | 25 | 12 | 30 | 15 | 38 |

Catch Summary of Stock Length Fish

Catch per unit effort (CPUE), proportional size distribution (PSD), proportional size distribution of preferred length fish (PSD-P), and relative weight (Wr) for species sampled in survey with 80% confidence interval (CI-80).

| Gear | Species | Abundance | | Stock Density Indices | | | Condition | | |
|----------------------|-----------------|-----------|-------|-----------------------|-------|-------|-----------|-----|-------|
| | | CPUE | CI-80 | PSD | CI-80 | PSD-P | CI-80 | Wr | CI-80 |
| AFS std frame net | Black Bullhead | 196.0 | 103.7 | 63 | 1 | 0 | | 98 | 1 |
| | Black Crappie | 2.2 | 0.8 | 82 | 10 | 26 | 11 | 102 | 2 |
| | Bluegill | 10.6 | 6.5 | 91 | 3 | 15 | 4 | 121 | 1 |
| | Channel Catfish | 0.7 | 0.3 | 100 | | 50 | 25 | 90 | 5 |
| | Common Carp | 0.4 | 0.2 | 75 | | 63 | | 101 | 3 |
| | Northern Pike | 0.4 | 0.2 | 100 | | 57 | | 80 | 4 |
| | Walleye | 1.4 | 0.5 | 28 | 14 | 12 | | 79 | 1 |
| | White Bass | 6.7 | 2.6 | 99 | | 56 | 6 | 91 | 1 |
| | White Sucker | 0.3 | 0.2 | 100 | | 100 | | 87 | 4 |
| AFS std gill net | Black Bullhead | 28.8 | 5.9 | 75 | 3 | 0 | | 93 | 1 |
| | Black Crappie | 0.1 | 0.1 | 100 | | 100 | | 100 | |
| | Bluegill | 0.3 | 0.2 | 100 | | 67 | | 132 | 4 |
| | Channel Catfish | 0.9 | 0.4 | 100 | | 45 | | 110 | 6 |
| | Common Carp | 1.1 | 0.8 | 54 | 23 | 38 | | 99 | 3 |
| | Northern Pike | 0.2 | 0.2 | 100 | | 100 | | 77 | 4 |
| | Walleye | 0.2 | 0.2 | 0 | | 0 | | 83 | 6 |
| | White Bass | 1.0 | 0.7 | 100 | | 75 | | 93 | 1 |
| | White Sucker | 0.1 | 0.1 | 100 | | 100 | | 104 | |
| | Yellow Perch | 8.3 | 1.8 | 57 | 7 | 21 | 6 | 106 | 1 |
| boat shocker (night) | Walleye | 36.0 | 11.0 | 0 | | 0 | | 94 | 1 |

10-Year Catch Per Unit Effort by Gear and Species

Catch per unit effort (CPUE) and average (Avg) of species across 10 years using different gear types.

| Gear | Species | CPUE | | | | | | | | | | Avg |
|------------------------|-------------------------------|-------|------|------|------|-------|-------|------|------|------|-------|-------|
| | | 2008 | 2009 | 2010 | 2011 | 2012 | 2013 | 2014 | 2015 | 2016 | 2017 | |
| AFS std frame net | Black Bullhead | | | | | | | | | 85.5 | 196.0 | 140.8 |
| | Black Crappie | | | | | | | | | 9.8 | 2.2 | 6.0 |
| | Bluegill | | | | | | | | | 4.8 | 10.6 | 7.7 |
| | Channel Catfish | | | | | | | | | 0.5 | 0.7 | 0.6 |
| | Common Carp | | | | | | | | | 1.0 | 0.4 | 0.7 |
| | Northern Pike | | | | | | | | | 0.3 | 0.4 | 0.4 |
| | Walleye | | | | | | | | | 2.4 | 1.4 | 1.9 |
| | White Bass | | | | | | | | | 6.4 | 6.7 | 6.6 |
| | White Sucker | | | | | | | | | 0.4 | 0.3 | 0.4 |
| | Yellow Perch | | | | | | | | | 0.3 | | 0.3 |
| AFS std gill net | Black Bullhead | | | | | | | | | 42.5 | 28.8 | 35.7 |
| | Black Crappie | | | | | | | | | 0.6 | 0.1 | 0.4 |
| | Bluegill | | | | | | | | | 0.1 | 0.3 | 0.2 |
| | Channel Catfish | | | | | | | | | 2.2 | 0.9 | 1.6 |
| | Common Carp | | | | | | | | | 2.3 | 1.1 | 1.7 |
| | Northern Pike | | | | | | | | | 0.1 | 0.2 | 0.2 |
| | Walleye | | | | | | | | | 2.4 | 0.2 | 1.3 |
| | White Bass | | | | | | | | | 2.8 | 1.0 | 1.9 |
| | White Sucker | | | | | | | | | | 0.1 | 0.1 |
| | Yellow Perch | | | | | | | | | 1.8 | 8.3 | 5.1 |
| boat shocker (night) | Largemouth Bass | | 2.0 | | | | | | | | | 2.0 |
| | Walleye | 46.2 | 7.6 | | 34.0 | | | | | 10.5 | 36.0 | 26.9 |
| frame net (std 3/4 in) | Black Bullhead | 1.4 | 55.8 | 76.5 | 39.1 | 236.3 | 229.2 | 99.2 | 65.2 | | | 100.3 |
| | Black Crappie | 192.6 | 58.0 | 0.7 | 5.9 | 8.8 | 8.1 | 14.3 | 9.4 | | | 37.2 |
| | Bluegill | 33.3 | 29.7 | 60.2 | 60.7 | 51.3 | 20.0 | 33.6 | 17.9 | | | 38.3 |
| | Bluegill X Gr. Sunfish Hybrid | | | | 0.1 | | | | | | | 0.1 |
| | Channel Catfish | 1.8 | 2.2 | 2.1 | 0.9 | 0.1 | 0.3 | 0.4 | 0.7 | | | 1.1 |
| | Common Carp | 1.8 | 0.4 | 0.4 | 0.1 | 0.4 | 0.2 | 0.8 | 0.6 | | | 0.6 |
| | Green Sunfish | | | | | | | | 0.1 | | | 0.1 |
| | Largemouth Bass | 0.3 | | 0.1 | | | | | | | | 0.2 |
| | Northern Pike | 0.3 | 0.1 | 0.7 | 0.6 | 0.4 | 0.1 | 0.2 | 0.7 | | | 0.4 |
| | Pumpkinseed | | | | 0.1 | | | | | | | 0.1 |
| | Rock Bass | | 0.1 | | | | | | | | | 0.1 |

| Gear | Species | CPUE | | | | | | | | | | Avg |
|---------------------------|------------------------|------|------|------|------|-------|-------|------|------|------|------|------|
| | | 2008 | 2009 | 2010 | 2011 | 2012 | 2013 | 2014 | 2015 | 2016 | 2017 | |
| frame net (std 3/4 in) | Smallmouth Bass | 0.8 | 0.5 | 1.0 | 0.1 | | | | | | | 0.6 |
| | Walleye | 0.7 | 1.1 | 1.5 | 2.2 | 0.8 | 1.0 | 2.2 | 3.3 | | | 1.6 |
| | Western Painted Turtle | | | | | | | | 0.0 | | | 0.0 |
| | White Bass | 13.3 | 8.1 | 6.1 | 17.6 | 5.2 | 4.0 | 2.7 | 3.7 | | | 7.6 |
| | White Sucker | 0.2 | 0.2 | 0.1 | 0.1 | 0.2 | 0.2 | | 0.2 | | | 0.2 |
| | Yellow Perch | 0.4 | 0.6 | 0.2 | 0.9 | 1.2 | 0.3 | 1.9 | 0.9 | | | 0.8 |
| std exp gill net | Black Bullhead | 3.5 | 3.7 | 12.5 | 8.2 | 108.5 | 109.0 | 90.7 | 51.6 | | | 48.5 |
| | Black Crappie | 61.3 | 4.3 | 0.2 | 0.1 | 1.0 | 2.2 | 0.7 | 1.0 | | | 8.9 |
| | Bluegill | 0.3 | 0.1 | 1.5 | 0.2 | 1.3 | 1.0 | 0.2 | | | | 0.7 |
| | Channel Catfish | 2.5 | 0.7 | 1.3 | 0.7 | 2.2 | 1.5 | 0.2 | 0.2 | | | 1.2 |
| | Common Carp | 2.0 | 0.2 | 0.3 | 0.1 | 1.7 | 1.5 | 0.8 | 1.4 | | | 1.0 |
| | Northern Pike | 0.3 | 0.1 | 3.7 | 0.2 | 0.7 | 1.0 | 0.5 | 0.4 | | | 0.9 |
| | Walleye | 1.5 | 0.8 | 5.2 | 2.8 | 5.8 | 4.0 | 1.8 | 7.2 | | | 3.6 |
| | White Bass | 10.5 | 0.9 | 1.3 | 0.4 | 2.0 | 1.5 | 0.2 | 0.2 | | | 2.1 |
| | White Sucker | | | 0.2 | | 0.2 | 0.2 | 0.3 | 0.2 | | | 0.2 |
| | Yellow Perch | 4.8 | 1.2 | 10.7 | 1.8 | 11.8 | 8.3 | 11.3 | 8.8 | | | 7.3 |

10-Year Size Structure and Condition Statistics by Gear and Species

Species proportional size distribution (PSD), proportional size distribution of preferred length fish (PSD-P), and relative weight (Wr) collected by different gear types across 10 years.

| Gear | Species | Index | Year | | | | | | | | | | | |
|------------------------|---------------|-------|------|------|------|------|------|------|------|------|------|------|-----|-----|
| | | | 2008 | 2009 | 2010 | 2011 | 2012 | 2013 | 2014 | 2015 | 2016 | 2017 | | |
| AFS std frame net | Black Crappie | PSD | | | | | | | | | | 84 | 82 | |
| | | PSD-P | | | | | | | | | | 24 | 26 | |
| | | Wr | | | | | | | | | | 107 | 102 | |
| | Northern Pike | PSD | | | | | | | | | | | 67 | 100 |
| | | PSD-P | | | | | | | | | | | 17 | 57 |
| | | Wr | | | | | | | | | | | 79 | 80 |
| | Walleye | PSD | | | | | | | | | | | 16 | 28 |
| | | PSD-P | | | | | | | | | | | 2 | 12 |
| | | Wr | | | | | | | | | | | 83 | 79 |
| Yellow Perch | PSD | | | | | | | | | | | 40 | | |
| | PSD-P | | | | | | | | | | | 0 | | |
| | Wr | | | | | | | | | | | 102 | | |
| AFS std gill net | Black Crappie | PSD | | | | | | | | | | 57 | 100 | |
| | | PSD-P | | | | | | | | | | 29 | 100 | |
| | | Wr | | | | | | | | | | 112 | 100 | |
| | Northern Pike | PSD | | | | | | | | | | | 100 | 100 |
| | | PSD-P | | | | | | | | | | | 0 | 100 |
| | | Wr | | | | | | | | | | | 88 | 77 |
| | Walleye | PSD | | | | | | | | | | | 52 | 0 |
| | | PSD-P | | | | | | | | | | | 3 | 0 |
| | | Wr | | | | | | | | | | | 87 | 83 |
| Yellow Perch | PSD | | | | | | | | | | | 82 | 57 | |
| | PSD-P | | | | | | | | | | | 50 | 21 | |
| | Wr | | | | | | | | | | | 102 | 106 | |
| boat shocker (night) | Walleye | PSD | 0 | 0 | | 0 | | | | | | 0 | 0 | |
| | | PSD-P | 0 | 0 | | 0 | | | | | | 0 | 0 | |
| | | Wr | 84 | 86 | | 89 | | | | | | 94 | 94 | |
| frame net (std 3/4 in) | Black Crappie | PSD | 88 | 93 | 67 | 23 | 66 | 64 | 85 | 96 | | | | |
| | | PSD-P | 2 | 0 | 8 | 2 | 0 | 0 | 0 | 5 | | | | |
| | | Wr | 106 | 103 | 105 | 101 | 108 | 106 | 99 | 100 | | | | |
| | Northern Pike | PSD | 20 | 50 | 23 | 55 | 38 | 0 | 100 | 58 | | | | |

| Gear | Species | Index | Year | | | | | | | | | | |
|---------------------------|------------------|---------------|-------|------|------|------|------|------|------|------|------|------|--|
| | | | 2008 | 2009 | 2010 | 2011 | 2012 | 2013 | 2014 | 2015 | 2016 | 2017 | |
| frame net (std 3/4 in) | Northern Pike | PSD-P | 20 | 0 | 8 | 18 | 0 | 0 | 67 | 33 | | | |
| | | Wr | 79 | 84 | 85 | 79 | 75 | 59 | 76 | 87 | | | |
| | Walleye | PSD | 31 | 21 | 4 | 25 | 7 | 22 | 8 | 5 | | | |
| | | PSD-P | 15 | 5 | 4 | 0 | 0 | 6 | 0 | 0 | | | |
| | | Wr | 82 | 84 | 85 | 85 | 78 | 81 | 85 | 90 | | | |
| | | Yellow Perch | PSD | 75 | 100 | 100 | 50 | 55 | 100 | 88 | 100 | | |
| | PSD-P | | 13 | 36 | 75 | 0 | 0 | 0 | 15 | 41 | | | |
| | Wr | | 99 | 88 | 85 | 88 | 95 | 96 | 92 | 100 | | | |
| | std exp gill net | Black Crappie | PSD | 82 | 96 | 100 | 0 | 50 | 54 | 100 | 60 | | |
| | | | PSD-P | 0 | 0 | 0 | 0 | 0 | 0 | 0 | 40 | | |
| | | | Wr | 108 | 107 | 104 | 115 | 123 | 105 | 103 | 121 | | |
| | | Northern Pike | PSD | 0 | 100 | 14 | 100 | 50 | 100 | 100 | 50 | | |
| PSD-P | | | 0 | 0 | 5 | 0 | 0 | 17 | 0 | 0 | | | |
| Wr | | | 86 | 78 | 88 | 83 | 82 | 78 | 88 | 88 | | | |
| Walleye | | PSD | 67 | 7 | 10 | 30 | 54 | 21 | 27 | 17 | | | |
| | | PSD-P | 11 | 0 | 0 | 2 | 6 | 8 | 0 | 0 | | | |
| | | Wr | 83 | 88 | 90 | 90 | 84 | 84 | 84 | 93 | | | |
| Yellow Perch | | PSD | 41 | 100 | 23 | 31 | 61 | 56 | 84 | 93 | | | |
| | | PSD-P | 7 | 19 | 9 | 3 | 0 | 0 | 9 | 30 | | | |
| | | Wr | 102 | 102 | 97 | 98 | 101 | 97 | 103 | 111 | | | |

Length at Capture

Mean length at capture by age across years sampled, sample size (N).

Species: Black Crappie

| Mean Length (expanded sample number) at capture by age | | | | | | | | | | | |
|--|------|-------------|--------------|---------------|--------------|-------------|-------------|------------|---|------------|-----|
| Year | N | 1 | 2 | 3 | 4 | 5 | 6 | 7 | 8 | 9 | 10+ |
| 2017 | 39 | | 195 (10) | 225 (11) | 240 (2) | | 251 (11) | 258 (6) | | | |
| 2016 | 176 | 157 (17) | 203 (46) | 228 (8) | 250 (7) | 247 (76) | 244 (20) | | | 234 (3) | |
| 2015 | 168 | 136 (4) | 201 (6) | 234 (19) | 231 (114) | 242 (26) | | | | | |
| 2014 | 257 | | 143 (1) | 184 (1) | 205 (151) | 221 (81) | 218 (24) | | | | |
| 2013 | 146 | | 192 (51) | 217 (95) | | | | | | | |
| 2010 | 12 | 139 (2) | 190 (2) | 217 (1) | 235 (1) | 239 (6) | | | | | |
| 2009 | 1084 | 106 (40) | 182 (57) | 193 (9) | 220 (965) | 245 (14) | | | | | |
| 2008 | 3684 | 133 (40) | 130 (140) | 209 (3378) | 238 (92) | 294 (34) | | | | | |

Species: Walleye

| Mean Length (expanded sample number) at capture by age | | | | | | | | | | | |
|--|----|-------------|-------------|-------------|-------------|------------|------------|------------|------------|------------|------------|
| Year | N | 1 | 2 | 3 | 4 | 5 | 6 | 7 | 8 | 9 | 10+ |
| 2017 | 3 | 217 (1) | | 282 (1) | 378 (1) | | | | | | |
| 2016 | 31 | | 272 (10) | 348 (7) | 411 (4) | 435 (9) | 531 (1) | | | | |
| 2015 | 51 | 234 (21) | 300 (14) | 335 (6) | 348 (6) | 410 (3) | | 489 (1) | | | |
| 2014 | 16 | 211 (4) | 253 (1) | 304 (8) | 396 (1) | 366 (1) | 406 (1) | | | | |
| 2013 | 38 | 217 (4) | 248 (20) | 310 (9) | 468 (2) | 493 (1) | 547 (2) | | | | |
| 2012 | 37 | 220 (2) | 309 (13) | | 410 (16) | 455 (5) | | | | | 640 (1) |
| 2011 | 55 | 249 (8) | | 361 (37) | 380 (7) | 426 (2) | | | | | 637 (1) |
| 2010 | 31 | | 304 (17) | 338 (11) | 371 (3) | | | | | | |
| 2009 | 27 | 233 (14) | 263 (7) | 318 (6) | | | | | | | |
| 2008 | 13 | 203 (3) | 247 (3) | | 404 (3) | | 432 (1) | 480 (1) | 624 (1) | 495 (1) | |

Species: Yellow Perch

Mean Length (expanded sample number) at capture by age

| Year | N | 1 | 2 | 3 | 4 | 5 | 6 | 7 | 8 | 9 | 10+ |
|------|-----|-------------|-------------|-------------|-------------|------------|-------------|------------|------------|---|-----|
| 2017 | 100 | 166 (42) | 225 (29) | 195 (1) | 254 (15) | | 273 (11) | 295 (1) | 275 (1) | | |
| 2016 | 22 | 168 (3) | 174 (1) | 242 (6) | 238 (2) | 275 (7) | 274 (3) | | | | |
| 2015 | 44 | | 205 (8) | 216 (6) | 240 (27) | 272 (1) | 272 (2) | | | | |
| 2014 | 68 | 169 (4) | | 216 (45) | 237 (12) | 248 (8) | | | | | |
| 2013 | 50 | | 191 (22) | 221 (18) | 229 (10) | | | | | | |
| 2012 | 69 | 147 (11) | 193 (20) | 216 (38) | | | | | | | |
| 2011 | 32 | 149 (3) | 194 (26) | 233 (2) | | | | 297 (1) | | | |
| 2009 | 21 | | 226 (11) | | 247 (9) | | 253 (1) | | | | |

Fish Condition

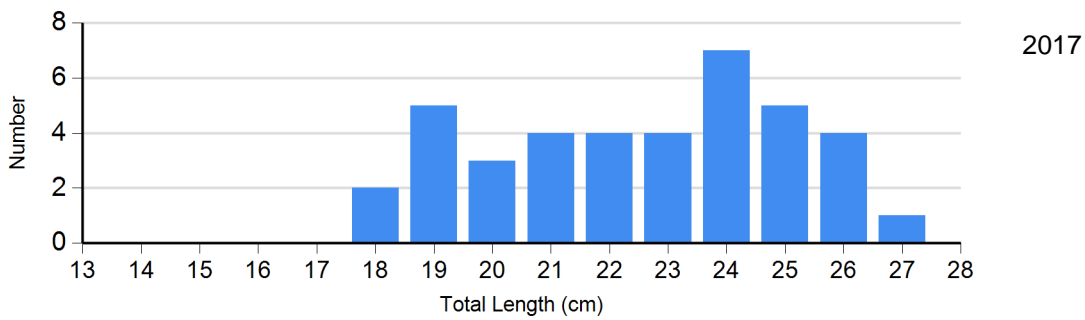
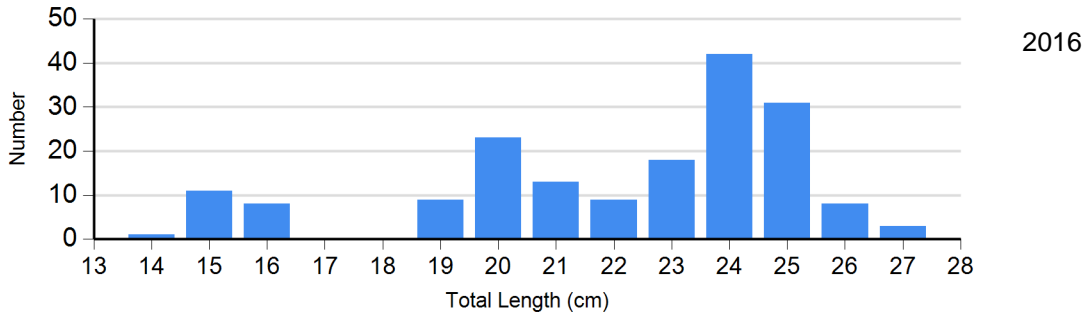
Mean relative weight (Wr) by sample size (N), length category stock to quality (S-Q), quality to preferred (Q-P), preferred to memorable (P-M), and memorable (M) for species collected across survey years with standard error (SE).

| Species | Year | Length Groups | | | | | | | |
|----------------------------|------|---------------|--------------|-----|--------------|-----|--------------|---|---------|
| | | S-Q | | Q-P | | P-M | | M | |
| | | N | Wr (SE) | N | Wr (SE) | N | Wr (SE) | N | Wr (SE) |
| Black Crappie Frame Net | 2013 | 52 | 110 (1.2) | 94 | 105 (0.9) | 0 | | 0 | |
| | 2014 | 38 | 102 (1.2) | 219 | 98 (0.4) | 0 | | 0 | |
| | 2015 | 7 | 112 (3.6) | 154 | 100 (0.5) | 9 | 98 (2.6) | 0 | |
| | 2016 | 29 | 121 (3.0) | 105 | 106 (0.9) | 42 | 100 (1.3) | 0 | |
| | 2017 | 7 | 111 (2.6) | 22 | 103 (1.2) | 10 | 95 (1.9) | 0 | |
| Northern Pike Gill Net | 2013 | 0 | | 5 | 79 (2.8) | 1 | 76 | 0 | |
| | 2014 | 0 | | 3 | 88 (2.0) | 0 | | 0 | |
| | 2015 | 1 | 96 | 1 | 81 | 0 | | 0 | |
| | 2016 | 0 | | 1 | 88 | 0 | | 0 | |
| | 2017 | 0 | | 0 | | 2 | 77 (2.8) | 0 | |
| Walleye Gill Net | 2013 | 19 | 84 (1.8) | 3 | 82 (2.6) | 2 | 79 (2.1) | 0 | |
| | 2014 | 8 | 84 (1.7) | 3 | 83 (2.6) | 0 | | 0 | |
| | 2015 | 30 | 94 (1.8) | 6 | 89 (1.7) | 0 | | 0 | |
| | 2016 | 14 | 86 (2.0) | 14 | 88 (1.0) | 1 | 87 | 0 | |
| | 2017 | 2 | 83 (4.6) | 0 | | 0 | | 0 | |
| Yellow Perch Gill Net | 2013 | 22 | 101 (1.5) | 28 | 94 (1.5) | 0 | | 0 | |
| | 2014 | 11 | 105 (1.8) | 51 | 103 (1.1) | 6 | 97 (0.7) | 0 | |
| | 2015 | 3 | 108 (1.5) | 28 | 114 (1.7) | 13 | 105 (1.6) | 0 | |
| | 2016 | 4 | 105 (3.8) | 7 | 107 (3.6) | 11 | 98 (1.5) | 0 | |
| | 2017 | 43 | 109 (1.8) | 36 | 105 (1.3) | 21 | 100 (1.6) | 0 | |

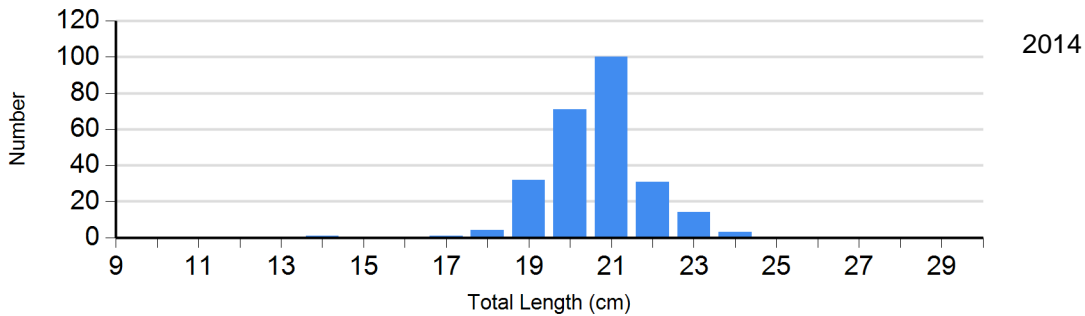
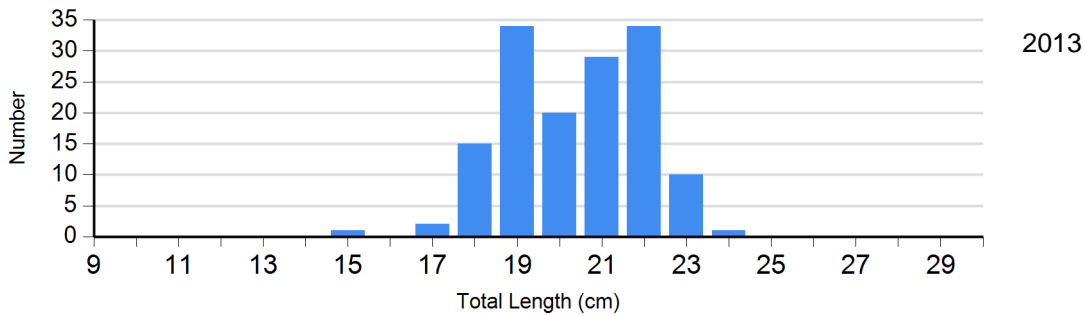
Length Frequency Distribution

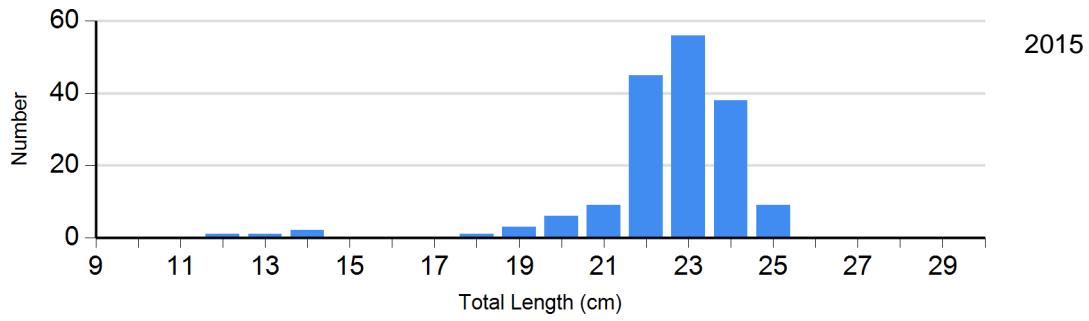
Length frequency histogram of species sampled by year.

Species: Black Crappie
Gear: AFS std frame net

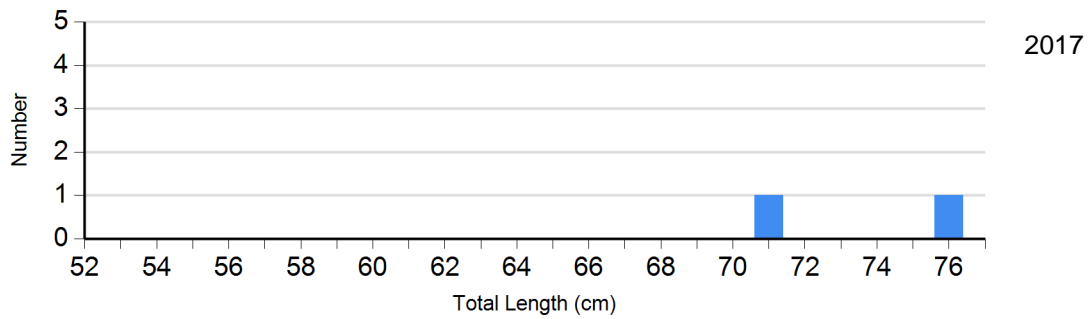
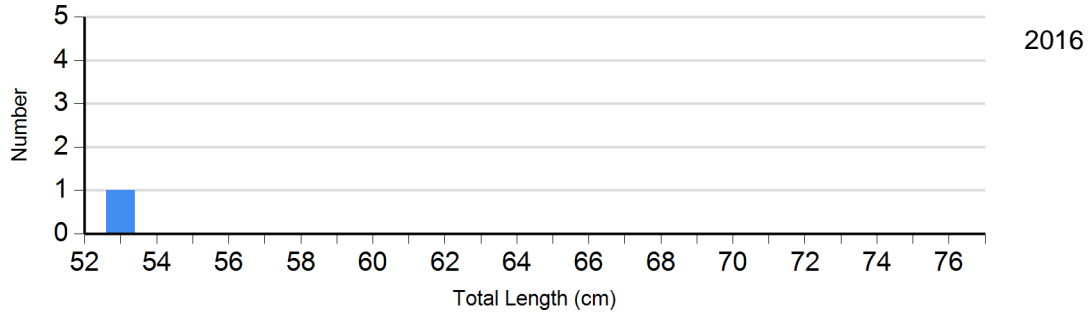


Species: Black Crappie
Gear: frame net (std 3/4 in)

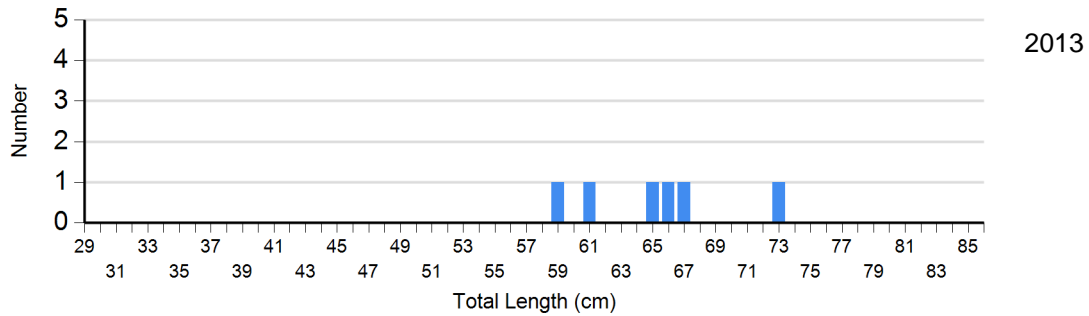


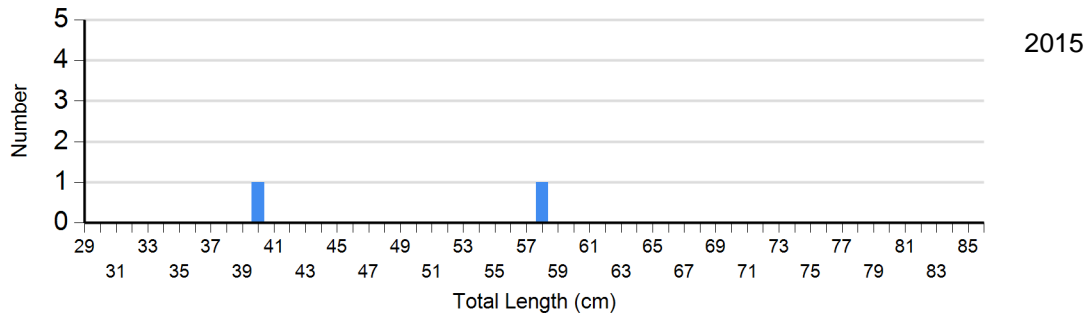
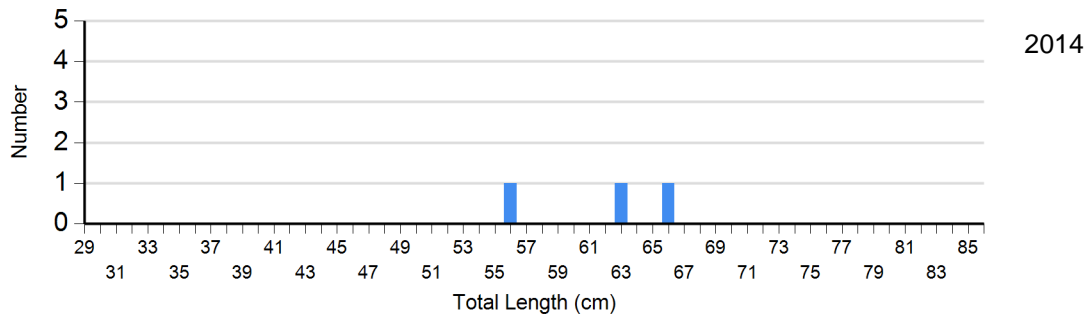


Species: Northern Pike
Gear: AFS std gill net

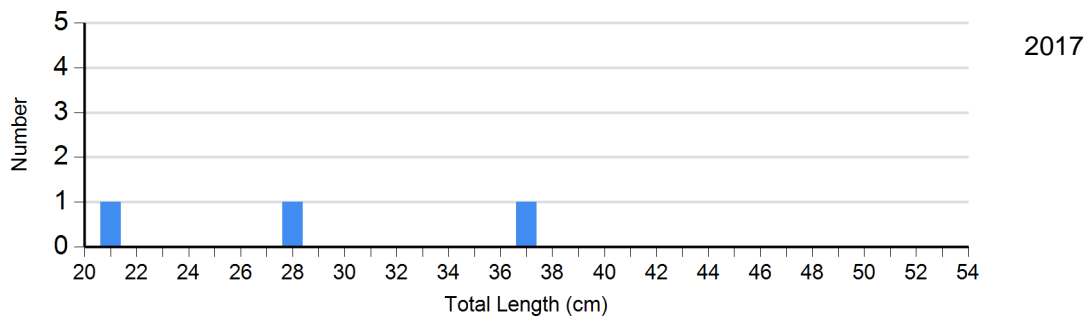
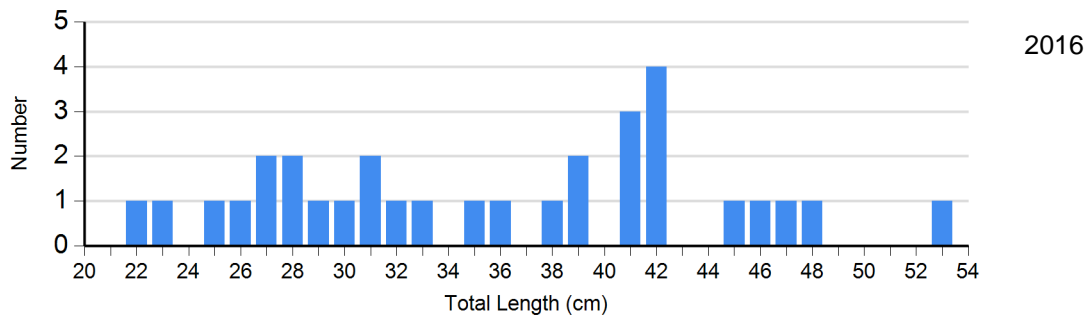


Species: Northern Pike
Gear: std exp gill net

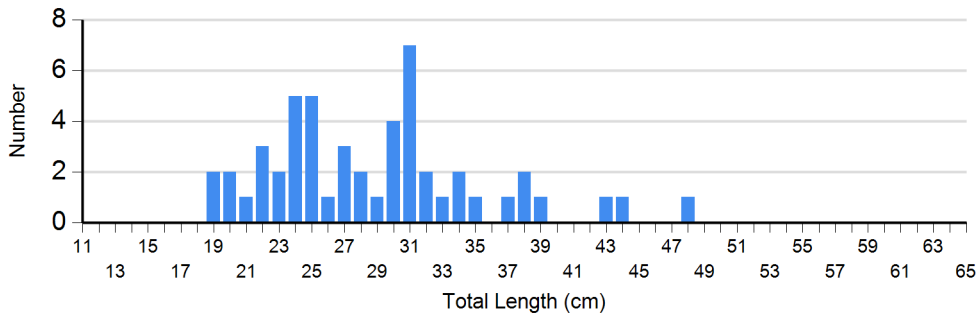
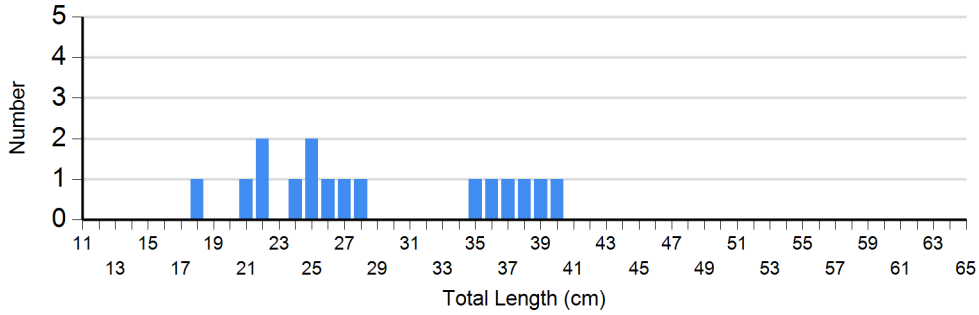
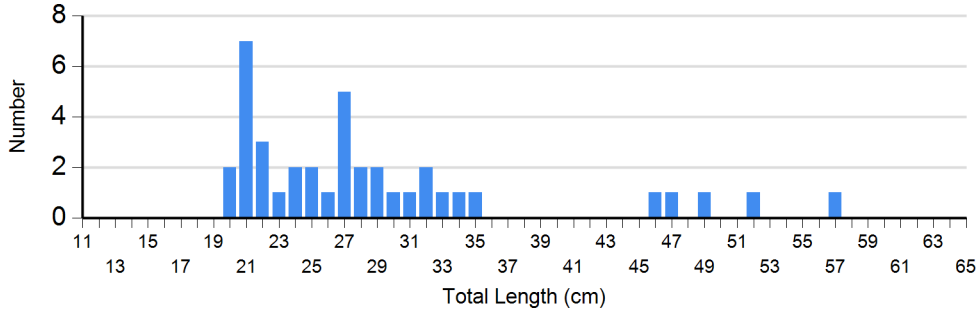




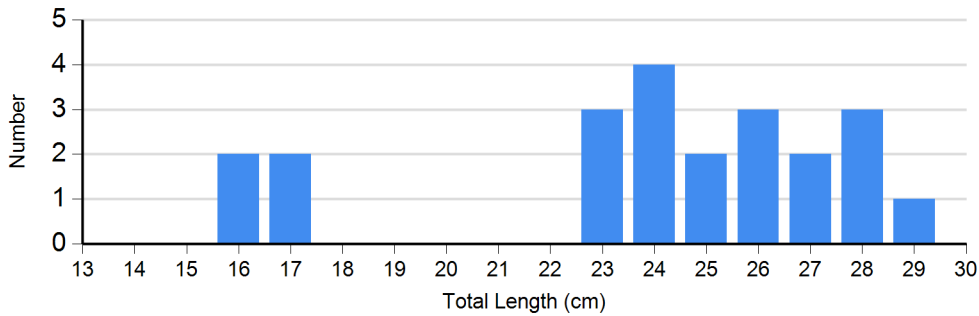
Species: Walleye
Gear: AFS std gill net

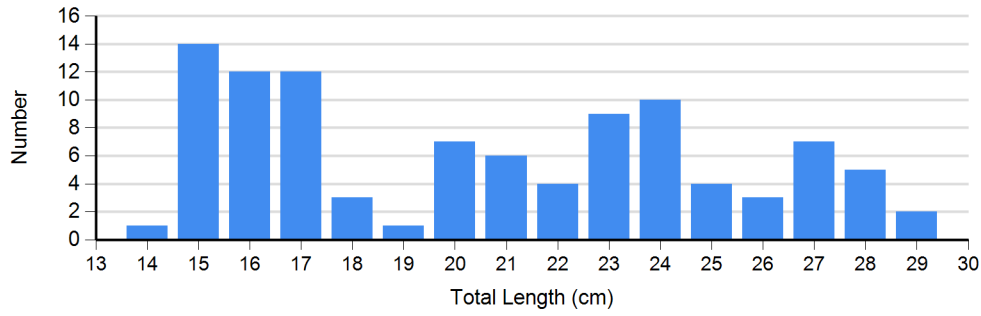


Species: Walleye
Gear: std exp gill net



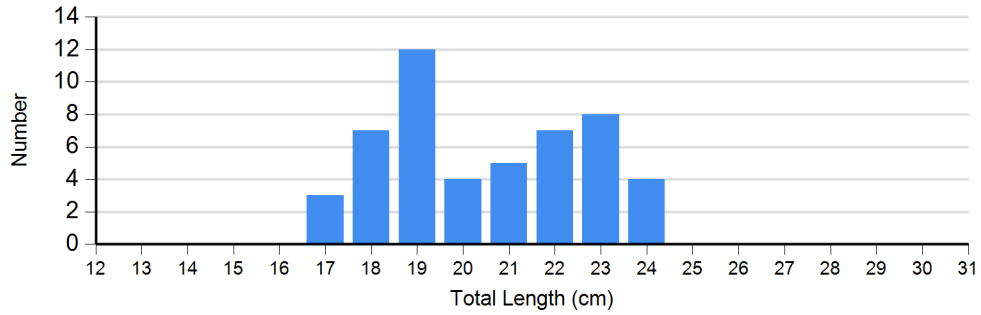
Species: Yellow Perch
Gear: AFS std gill net



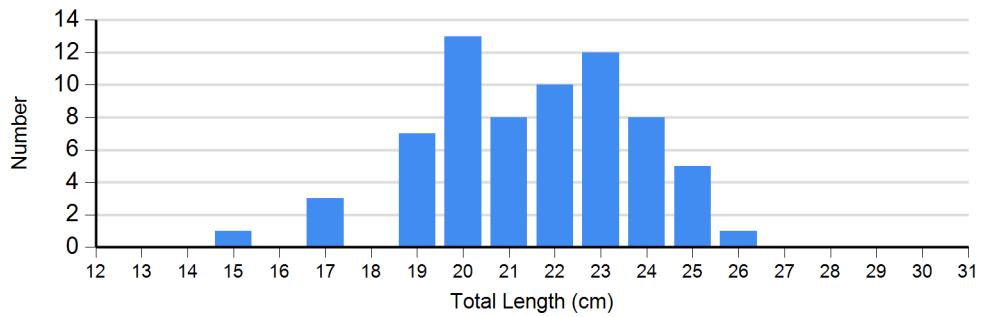


2017

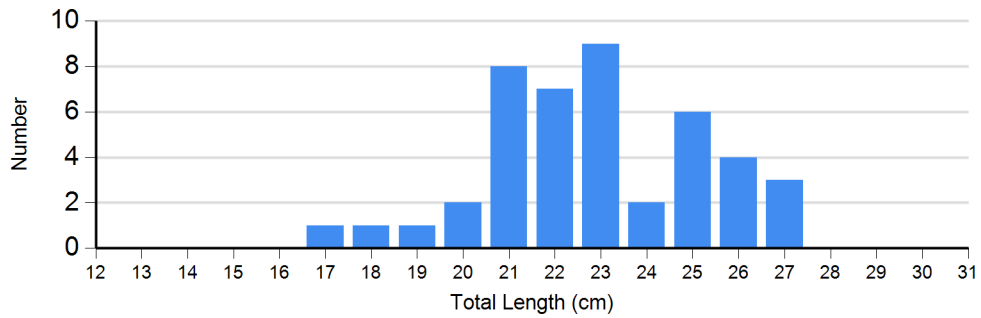
Species: Yellow Perch
Gear: std exp gill net



2013



2014

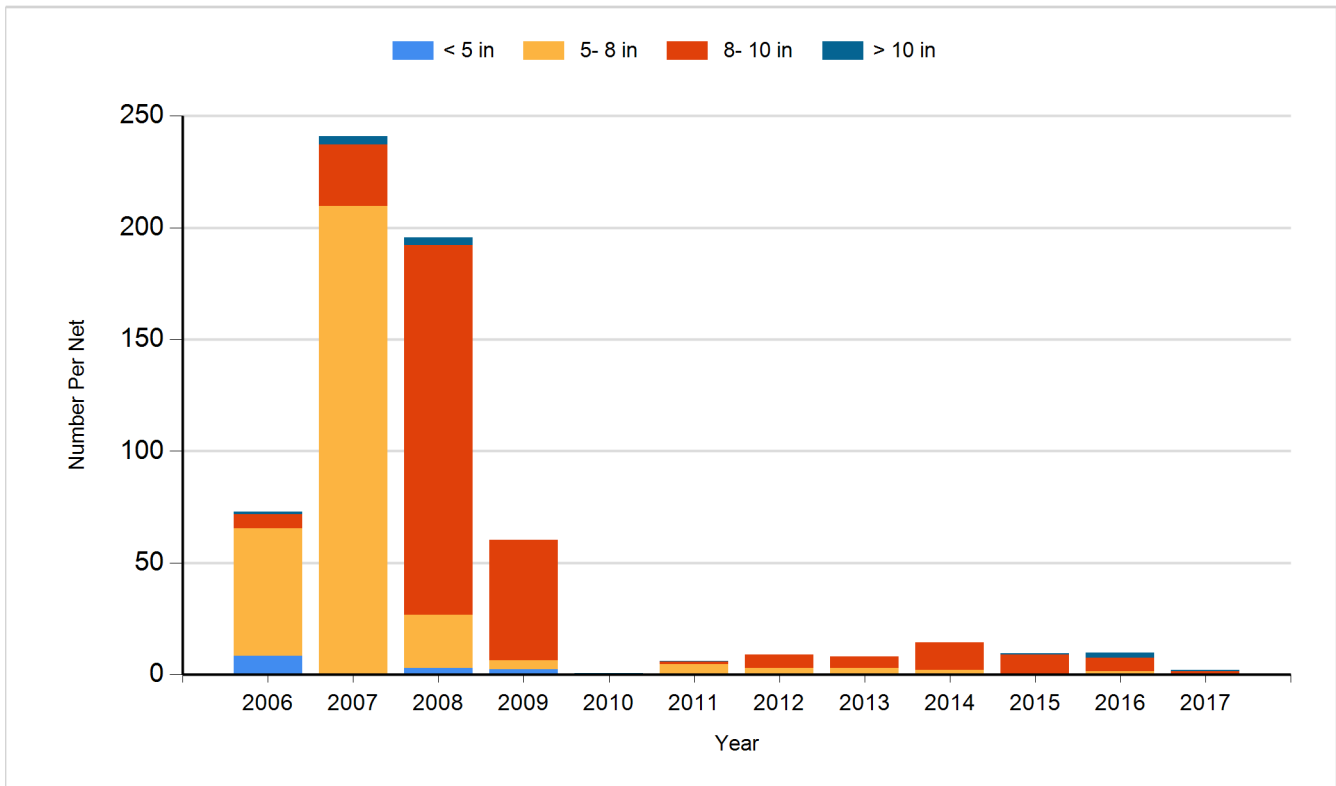


2015

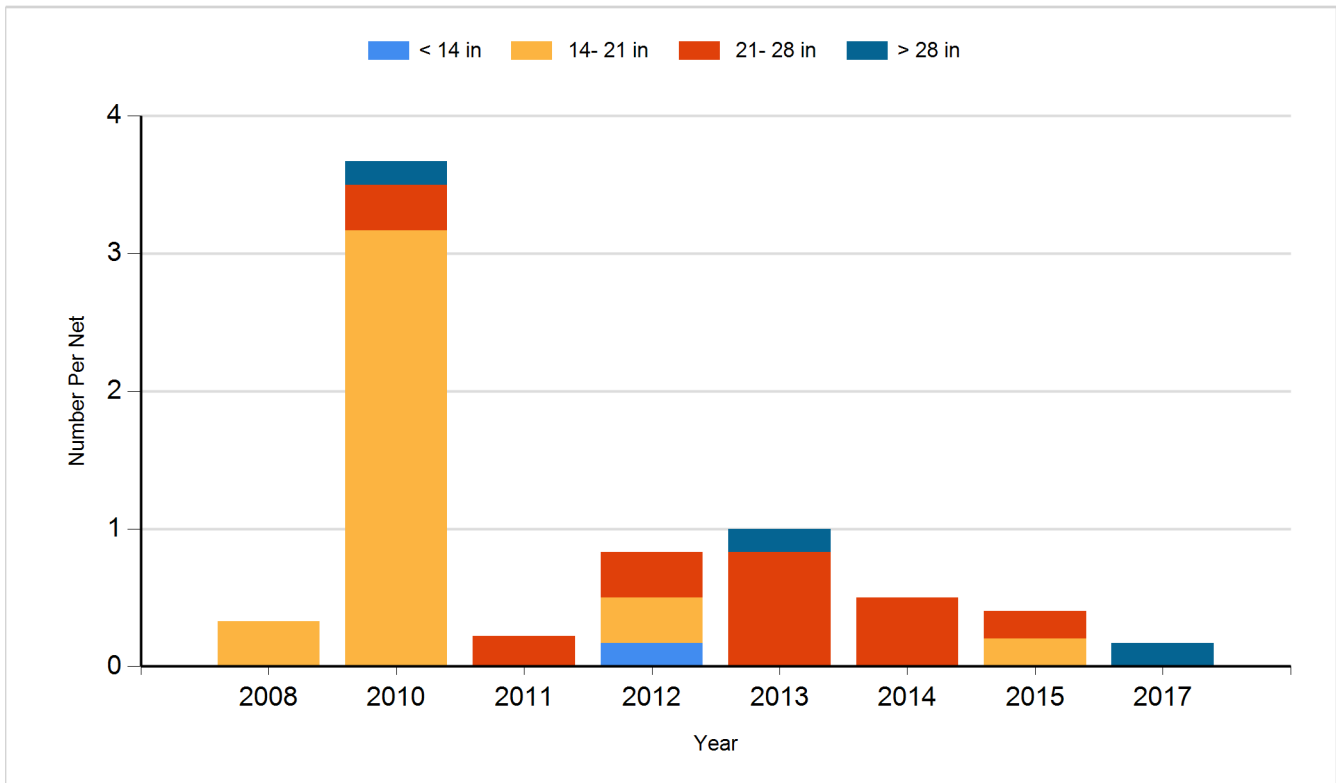
Historic Fish Sizes and Relative Abundance

Size distribution per net by color for species sampled by year.

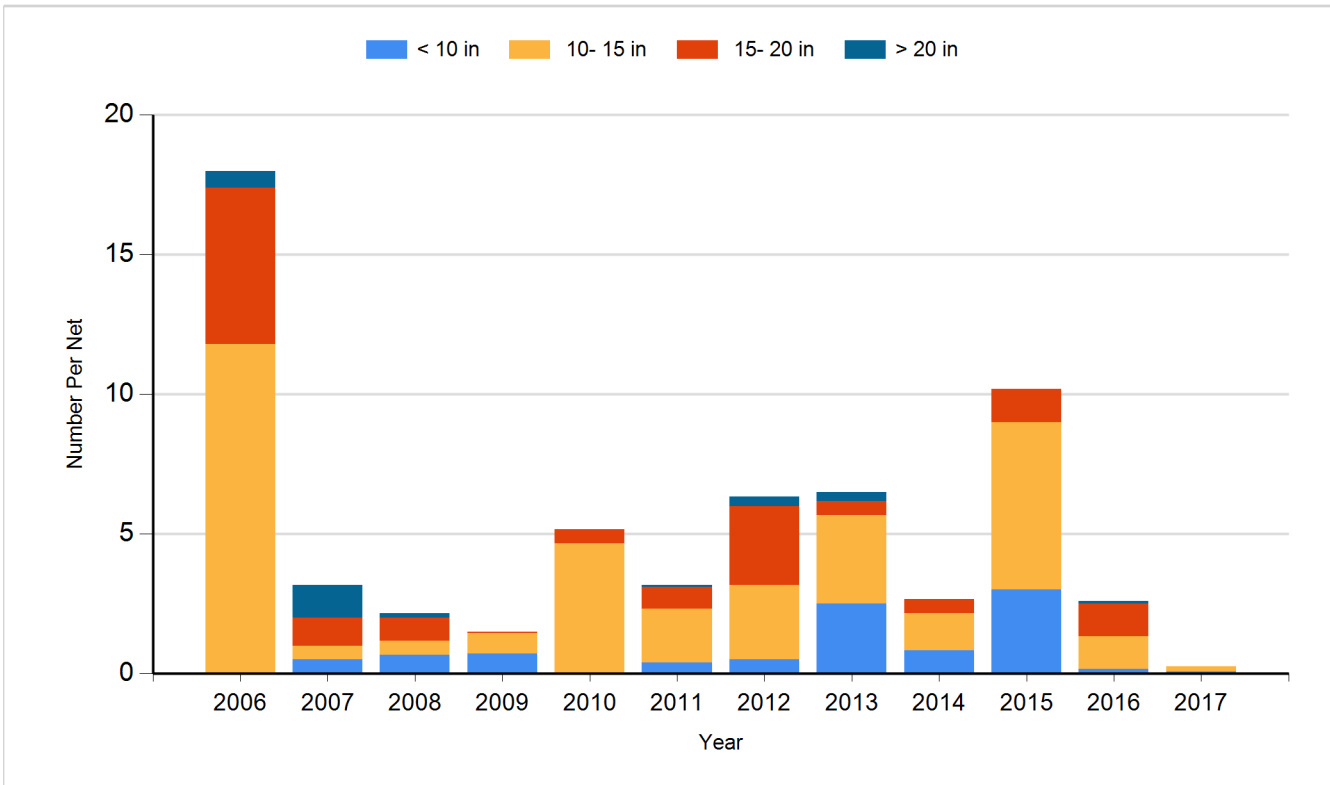
Species: Black Crappie
Gear: Frame Net



Species: Northern Pike
Gear: Gill Net



Species: Walleye
Gear: Gill Net



Species: Yellow Perch
Gear: Gill Net

