

SOUTH DAKOTA STATEWIDE FISHERIES SURVEY

Poinsett, Hamlin County

MBS-Lake-405-000

2016

Lake Information

| | | | |
|----------------------|-------------|--------------------------|---------|
| Name: | Poinsett | Maximum Depth: | 22 Feet |
| County: | Hamlin | Mean Depth: | 17 Feet |
| | | OHWM Elevation: | 1,652 |
| Surface Area: | 7,978 Acres | Outlet Elevation: | 1,651 |

Surveys and Investigations

Survey methods used by gear type, date, and effort.

| Gear | Date | Effort |
|----------------------|--------------------|--------------|
| AFS std gill net | July 26, 2016 | 4 net-nights |
| AFS std gill net | July 27, 2016 | 4 net-nights |
| AFS std gill net | July 28, 2016 | 4 net-nights |
| AFS std gill net | November 08, 2016 | 4 net-nights |
| boat shocker (night) | June 07, 2016 | 3477 seconds |
| boat shocker (night) | September 14, 2016 | 3600 seconds |

Common Fish Species Present

Walleye

Smallmouth Bass

Northern Pike

Yellow Perch

White Bass

White Sucker

Black Crappie

Bigmouth Buffalo

Channel Catfish

Black Bullhead

Terminology

Catch per unit effort (**CPUE**) refers to the relative abundance of a species. It is defined as the number of fish captured per unit of effort (i.e., number of fish captured per net-night or number of fish captured per hour electrofishing). In this report CPUE is typically given for only stock-length fish (see length categories table for stock lengths).

$$CPUE = \frac{\text{number of fish}}{\text{effort}}$$

Population size structure is quantified using the indices proportional size distribution of quality-length fish (**PSD**) and proportional size distribution of preferred-length fish (**PSD-P**). These indices indicate the proportion of stock-length fish that are equal to or greater than a given length. Minimum lengths for stock, quality and preferred length fish are given in the length categories table.

$$PSD = \left(\frac{\text{number of fish} \geq \text{quality length}}{\text{number of fish} \geq \text{stock length}} \right) \times 100$$

$$PSD - P = \left(\frac{\text{number of fish} \geq \text{preferred length}}{\text{number of fish} \geq \text{stock length}} \right) \times 100$$

Relative weight (**Wr**) is used to quantify fish plumpness. Relative weight is the ratio of what a fish weighs (W) compared to a length-specific standard weight (Ws) multiplied by 100. Relative weight values of 95-105 are commonly cited as optimum values, but values in the 80s are common during summer sampling in South Dakota.

$$Wr = \left(\frac{W}{W_s} \right) \times 100$$

Confidence intervals (**CI**) are provided for many of the estimates calculated in this report. The confidence interval provides a range in which the true mean is expected to fall. For example, with an 80% CI we are 80% confident that the interval contains the true value.

Length categories include stock (**S**), quality (**Q**), preferred (**P**), memorable (**M**) and trophy (**T**). Length categories for most species have been defined based on a percentage of the world record length for that species. Some species mentioned in this report do not have defined length categories. Length categories for species used in this report are provided in the following table. Measurements are the minimum total length for each category and are reported in inches (in) and centimeters (cm).

| Species Name | Stock | | Quality | | Preferred | | Memorable | | Trophy | |
|------------------|-------|------|---------|------|-----------|------|-----------|------|--------|------|
| | (in) | (cm) | (in) | (cm) | (in) | (cm) | (in) | (cm) | (in) | (cm) |
| Bigmouth Buffalo | 11 | 28 | 18 | 46 | 24 | 61 | 30 | 76 | 37 | 94 |
| Black Bullhead | 6 | 15 | 9 | 23 | 12 | 30 | 15 | 38 | 18 | 46 |
| Black Crappie | 5 | 13 | 8 | 20 | 10 | 25 | 12 | 30 | 15 | 38 |

| Species Name | Stock | | Quality | | Preferred | | Memorable | | Trophy | |
|-------------------------------|-------|------|---------|------|-----------|------|-----------|------|--------|------|
| | (in) | (cm) | (in) | (cm) | (in) | (cm) | (in) | (cm) | (in) | (cm) |
| Blue Catfish | 12 | 30 | 20 | 51 | 30 | 76 | 35 | 89 | 45 | 114 |
| Bluegill | 3 | 8 | 6 | 15 | 8 | 20 | 10 | 25 | 12 | 30 |
| Bluegill X Gr. Sunfish Hybrid | 3 | 8 | 6 | 15 | 8 | 20 | 10 | 25 | 12 | 30 |
| Brown Bullhead | 5 | 13 | 8 | 20 | 11 | 28 | 14 | 36 | 17 | 43 |
| Burbot | 8 | 20 | 15 | 38 | 21 | 53 | 26 | 67 | 32 | 82 |
| Channel Catfish | 11 | 28 | 16 | 41 | 24 | 61 | 28 | 71 | 36 | 91 |
| Common Carp | 11 | 28 | 16 | 41 | 21 | 53 | 26 | 66 | 33 | 84 |
| Flathead Catfish | 14 | 35 | 20 | 51 | 28 | 71 | 34 | 86 | 40 | 102 |
| Freshwater Drum | 8 | 20 | 12 | 30 | 15 | 38 | 20 | 51 | 25 | 63 |
| Gizzard Shad | 7 | 18 | 11 | 28 | | | | | | |
| Green Sunfish | 3 | 8 | 6 | 15 | 8 | 20 | 10 | 25 | 12 | 30 |
| Lake Herring | 5 | 13 | 8 | 20 | 11 | 28 | 14 | 35 | 17 | 43 |
| Largemouth Bass | 8 | 20 | 12 | 30 | 15 | 38 | 20 | 51 | 25 | 63 |
| Longnose Gar | 16 | 41 | 27 | 69 | 36 | 91 | 45 | 114 | 55 | 140 |
| Muskellunge | 20 | 51 | 30 | 76 | 38 | 97 | 42 | 107 | 50 | 127 |
| Northern Pike | 14 | 35 | 21 | 53 | 28 | 71 | 34 | 86 | 44 | 112 |
| Paddlefish | 16 | 41 | 26 | 66 | 33 | 84 | 41 | 104 | 51 | 130 |
| Pumpkinseed | 3 | 8 | 6 | 15 | 8 | 20 | 10 | 25 | 12 | 30 |
| Redear Sunfish | 4 | 10 | 7 | 18 | 9 | 23 | 11 | 28 | 13 | 33 |
| River Carpsucker | 7 | 18 | 11 | 28 | 14 | 36 | 18 | 46 | 22 | 56 |
| Rock Bass | 4 | 10 | 7 | 18 | 9 | 23 | 11 | 28 | 13 | 33 |
| Rudd | 6 | 15 | 10 | 25 | 12 | 30 | 15 | 38 | 19 | 48 |
| Sauger | 8 | 20 | 12 | 30 | 15 | 38 | 20 | 51 | 25 | 63 |
| Saugeye | 9 | 23 | 14 | 35 | 18 | 46 | 22 | 56 | 27 | 69 |
| Shorthead Redhorse | 6 | 15 | 10 | 25 | 13 | 33 | 16 | 41 | 20 | 51 |
| Smallmouth Bass | 7 | 18 | 11 | 28 | 14 | 35 | 17 | 43 | 20 | 51 |
| Smallmouth Buffalo | 11 | 28 | 18 | 46 | 24 | 61 | 30 | 76 | 37 | 94 |
| Spotted Bass | 7 | 18 | 11 | 28 | 14 | 35 | 17 | 43 | 20 | 51 |
| Striped Bass | 12 | 30 | 20 | 51 | 30 | 76 | 35 | 89 | 45 | 114 |
| Striped Bass Hybrid (wiper) | 8 | 20 | 12 | 30 | 15 | 38 | 20 | 51 | 25 | 63 |
| Walleye | 10 | 25 | 15 | 38 | 20 | 51 | 25 | 63 | 30 | 76 |
| White Bass | 6 | 15 | 9 | 23 | 12 | 30 | 15 | 38 | 18 | 46 |
| White Crappie | 5 | 13 | 8 | 20 | 10 | 25 | 12 | 30 | 15 | 38 |
| White Perch | 5 | 13 | 8 | 20 | 10 | 25 | 12 | 30 | 15 | 38 |
| White Sucker | 6 | 15 | 10 | 25 | 13 | 33 | 16 | 41 | 20 | 51 |
| Yellow Bass | 4 | 10 | 7 | 18 | 9 | 23 | 11 | 28 | 13 | 33 |
| Yellow Bullhead | 4 | 10 | 7 | 18 | 9 | 23 | 11 | 28 | 14 | 36 |
| Yellow Perch | 5 | 13 | 8 | 20 | 10 | 25 | 12 | 30 | 15 | 38 |

Catch Summary of Stock Length Fish

Catch per unit effort (CPUE), proportional size distribution (PSD), proportional size distribution of preferred length fish (PSD-P), and relative weight (Wr) for species sampled in survey with 80% confidence interval (CI-80).

| Gear | Species | Abundance | | Stock Density Indices | | | Condition | | |
|----------------------|------------------|-----------|-------|-----------------------|-------|-------|-----------|-----|-------|
| | | CPUE | CI-80 | PSD | CI-80 | PSD-P | CI-80 | Wr | CI-80 |
| AFS std gill net | Bigmouth Buffalo | 2.8 | 1.5 | 3 | | 0 | | 98 | 2 |
| | Black Bullhead | 0.4 | 0.2 | 100 | | 80 | | 96 | 6 |
| | Black Crappie | 3.9 | 1.7 | 100 | | 39 | 10 | 112 | 1 |
| | Channel Catfish | 1.1 | 0.5 | 79 | | 57 | 22 | 124 | 5 |
| | Common Carp | 0.2 | 0.2 | 100 | | 33 | | 95 | 5 |
| | Smallmouth Bass | 0.6 | 0.5 | 38 | | 25 | | 101 | 5 |
| | Walleye | 8.9 | 1.8 | 18 | 4 | 5 | 3 | 82 | 1 |
| | White Bass | 7.3 | 3.8 | 98 | | 96 | | 102 | 1 |
| | White Sucker | 4.5 | 2.0 | 100 | | 100 | | 108 | 2 |
| | Yellow Bullhead | 0.2 | 0.1 | 100 | | 100 | | 108 | 6 |
| | Yellow Perch | 25.1 | 8.2 | 99 | | 84 | 3 | 115 | 1 |
| boat shocker (night) | Smallmouth Bass | 36.7 | 30.9 | 18 | 7 | 13 | 6 | 112 | 1 |
| | Walleye | 167.5 | 78.6 | 0 | | 0 | | 96 | 1 |

10-Year Catch Per Unit Effort by Gear and Species

Catch per unit effort (CPUE) and average (Avg) of species across 10 years using different gear types.

| Gear | Species | CPUE | | | | | | | | | | Avg |
|---------------------------|--------------------|------|------|-------|------|------|-------|------|-------|---------|-------|-------|
| | | 2007 | 2008 | 2009 | 2010 | 2011 | 2012 | 2013 | 2014 | 2015 | 2016 | |
| AFS std gill net | Bigmouth Buffalo | | | | | | | | | | 2.8 | 2.8 |
| | Black Bullhead | | | | | | | | | | 0.4 | 0.4 |
| | Black Crappie | | | | | | | | | | 3.9 | 3.9 |
| | Channel Catfish | | | | | | | | | | 1.1 | 1.1 |
| | Common Carp | | | | | | | | | | 0.2 | 0.2 |
| | Smallmouth Bass | | | | | | | | | | 0.6 | 0.6 |
| | Walleye | | | | | | | | | | 8.9 | 8.9 |
| | White Bass | | | | | | | | | | 7.3 | 7.3 |
| | White Sucker | | | | | | | | | | 4.5 | 4.5 |
| | Yellow Bullhead | | | | | | | | | | 0.2 | 0.2 |
| | Yellow Perch | | | | | | | | | 25.1 | 25.1 | |
| boat shocker (night) | Smallmouth Bass | 1.0 | | 4.0 | 9.8 | | 15.3 | | | | 36.7 | 13.4 |
| | Walleye | 79.8 | 19.5 | 257.2 | | 4.0 | 152.5 | 2.0 | 992.2 | 1,722.0 | 167.5 | 377.4 |
| frame net (std 3/4 in) | Bigmouth Buffalo | | | 1.8 | 0.4 | | | 4.2 | 0.5 | | | 1.7 |
| | Black Bullhead | | 0.6 | 0.3 | 0.2 | | 79.7 | 4.4 | 10.2 | | | 15.9 |
| | Black Crappie | | | 0.0 | 0.1 | | 4.5 | 0.4 | 1.5 | | | 1.3 |
| | Bluegill | | | | | | 0.1 | | | | | 0.1 |
| | Channel Catfish | | 0.7 | 0.1 | 0.4 | | 0.8 | 0.2 | | | | 0.4 |
| | Common Carp | | 0.2 | 1.1 | 0.6 | | 0.3 | 2.7 | 0.2 | | | 0.9 |
| | Northern Pike | | 1.3 | 0.6 | 0.5 | | 5.9 | 3.6 | 1.0 | | | 2.2 |
| | Shorthead Redhorse | | 0.1 | 0.1 | | | 0.2 | 0.1 | | | | 0.1 |
| | Smallmouth Bass | | 4.3 | 0.3 | 1.7 | | 2.2 | 1.2 | 1.4 | | | 1.9 |
| | Walleye | | 1.4 | 4.1 | 0.3 | | 4.0 | 1.4 | 2.4 | | | 2.3 |
| | White Bass | | 0.7 | 0.6 | 0.1 | | 3.1 | 0.4 | 0.8 | | | 1.0 |
| | White Sucker | | 1.4 | 2.4 | 0.7 | | 1.1 | 0.2 | 0.4 | | | 1.0 |
| | Yellow Bullhead | | | | | | 19.3 | 2.7 | 6.3 | | | 9.4 |
| | Yellow Perch | | 2.3 | 0.4 | 22.4 | | 0.6 | 0.1 | 0.1 | | | 4.3 |
| std exp gill net | Bigmouth Buffalo | | | | | | 0.7 | | 0.5 | 0.3 | | 0.5 |
| | Black Bullhead | | | 0.1 | | | 2.5 | 0.2 | 0.5 | 3.2 | | 1.3 |
| | Black Crappie | | | | | | | | 0.3 | 2.0 | | 1.2 |
| | Channel Catfish | 1.0 | 0.3 | 0.2 | | 0.3 | 2.2 | 2.5 | 0.7 | 0.7 | | 1.0 |
| | Common Carp | 1.0 | | | 0.1 | 0.1 | 2.8 | 1.3 | 0.8 | 0.5 | | 0.9 |
| | Northern Pike | 0.8 | 0.5 | | 0.3 | 2.4 | 2.0 | 1.3 | 1.2 | | | 1.2 |

| | | CPUE | | | | | | | | | | |
|------------------|-----------------------|------|------|------|------|------|------|------|------|-------|------|------|
| Gear | Species | 2007 | 2008 | 2009 | 2010 | 2011 | 2012 | 2013 | 2014 | 2015 | 2016 | Avg |
| std exp gill net | Orangespotted Sunfish | | | | 0.0 | | | | | | | 0.0 |
| | Shorthead Redhorse | 0.3 | | 0.1 | 0.1 | | | | | 0.2 | | 0.2 |
| | Smallmouth Bass | 1.8 | 0.2 | 0.1 | 0.1 | 0.1 | 1.3 | 1.3 | 0.7 | | | 0.7 |
| | Spottail Shiner | | 0.0 | 0.0 | 0.0 | | | 0.0 | 0.0 | 0.0 | | 0.0 |
| | Walleye | 6.3 | 5.7 | 5.3 | 3.3 | 9.2 | 12.5 | 6.7 | 11.7 | 15.3 | | 8.4 |
| | White Bass | 10.0 | 3.2 | 1.2 | 1.2 | 0.4 | 2.2 | 0.8 | 0.8 | 2.2 | | 2.4 |
| | White Sucker | 1.2 | 0.5 | 0.1 | 0.9 | 0.9 | 2.3 | 4.3 | 3.5 | 3.0 | | 1.9 |
| | Yellow Bullhead | | | | | | 2.7 | 0.3 | | 0.3 | | 1.1 |
| | Yellow Perch | 6.2 | 16.0 | 4.4 | 45.8 | 7.3 | 22.0 | 15.0 | 40.5 | 124.2 | | 31.3 |

10-Year Size Structure and Condition Statistics by Gear and Species

Species proportional size distribution (PSD), proportional size distribution of preferred length fish (PSD-P), and relative weight (Wr) collected by different gear types across 10 years.

| Gear | Species | Index | Year | | | | | | | | | | | |
|---------------------------|------------------|---------------|-------|------|------|------|------|------|------|------|------|------|-----|-----|
| | | | 2007 | 2008 | 2009 | 2010 | 2011 | 2012 | 2013 | 2014 | 2015 | 2016 | | |
| AFS std gill net | Black Crappie | PSD | | | | | | | | | | | 100 | |
| | | PSD-P | | | | | | | | | | | 39 | |
| | | Wr | | | | | | | | | | | 112 | |
| | Walleye | PSD | | | | | | | | | | | | 18 |
| | | PSD-P | | | | | | | | | | | | 5 |
| | | Wr | | | | | | | | | | | | 82 |
| | Yellow Perch | PSD | | | | | | | | | | | | 99 |
| | | PSD-P | | | | | | | | | | | | 84 |
| | | Wr | | | | | | | | | | | | 115 |
| boat shocker (night) | Walleye | PSD | 0 | 0 | 0 | | 0 | 0 | 0 | 0 | 0 | 0 | 0 | |
| | | PSD-P | 0 | 0 | 0 | | 0 | 0 | 0 | 0 | 0 | 0 | 0 | |
| | | Wr | 90 | | 97 | | 88 | 85 | | 87 | 97 | 96 | | |
| frame net (std 3/4 in) | Black Crappie | PSD | | | 0 | 0 | | 86 | 100 | 84 | | | | |
| | | PSD-P | | | 0 | 0 | | 54 | 100 | 84 | | | | |
| | | Wr | | | | 115 | | 106 | 102 | 108 | | | | |
| | Northern Pike | PSD | | 100 | 100 | 89 | | 67 | 76 | 100 | | | | |
| | | PSD-P | | 33 | 20 | 44 | | 19 | 32 | 88 | | | | |
| | | Wr | | 83 | 87 | 88 | | 77 | 71 | 81 | | | | |
| | Walleye | PSD | | 38 | 22 | 17 | | 56 | 58 | 32 | | | | |
| | | PSD-P | | 15 | 11 | 0 | | 11 | 13 | 5 | | | | |
| | | Wr | | 87 | 89 | 93 | | 78 | 84 | 88 | | | | |
| | Yellow Perch | PSD | | 0 | 43 | 7 | | 18 | 100 | 0 | | | | |
| | | PSD-P | | 0 | 29 | 3 | | 9 | 50 | 0 | | | | |
| | | Wr | | 97 | 108 | 100 | | 101 | 89 | 112 | | | | |
| | std exp gill net | Black Crappie | PSD | | | | | | | | | 0 | 58 | |
| | | | PSD-P | | | | | | | | | 0 | 0 | |
| | | | Wr | | | | | | | | | 124 | 113 | |
| Northern Pike | | PSD | 100 | 100 | | 83 | 55 | 92 | 100 | 100 | | | | |
| | | PSD-P | 60 | 33 | | 0 | 5 | 25 | 25 | 43 | | | | |
| | | Wr | 83 | 85 | | 99 | 92 | 88 | 83 | 87 | | | | |
| Walleye | | PSD | 42 | 59 | 17 | 32 | 16 | 57 | 48 | 44 | 30 | | | |

| Gear | Species | Index | Year | | | | | | | | | |
|------------------|--------------|-------|------|------|------|------|------|------|------|------|------|------|
| | | | 2007 | 2008 | 2009 | 2010 | 2011 | 2012 | 2013 | 2014 | 2015 | 2016 |
| std exp gill net | Walleye | PSD-P | 18 | 12 | 2 | 2 | 5 | 4 | 8 | 4 | 1 | |
| | | Wr | 89 | 88 | 91 | 95 | 85 | 82 | 85 | 91 | 88 | |
| | Yellow Perch | PSD | 32 | 17 | 27 | 9 | 93 | 83 | 81 | 26 | 92 | |
| | | PSD-P | 22 | 16 | 15 | 3 | 5 | 55 | 23 | 11 | 14 | |
| | | Wr | 107 | 106 | 107 | 107 | 107 | 107 | 110 | 115 | 110 | |

Length at Capture

Mean length at capture by age across years sampled, sample size (N).

Species: Walleye

| Mean Length (expanded sample number) at capture by age | | | | | | | | | | | |
|--|-----|-------------|--------------|-------------|-------------|-------------|------------|------------|------------|------------|------------|
| Year | N | 1 | 2 | 3 | 4 | 5 | 6 | 7 | 8 | 9 | 10+ |
| 2016 | 203 | 229 (74) | 355 (121) | 436 (1) | 476 (2) | 463 (3) | | 599 (1) | | | 628 (1) |
| 2015 | 125 | 255 (97) | | 408 (12) | 451 (8) | | 462 (7) | | | | 540 (1) |
| 2014 | 70 | 264 (1) | 317 (12) | 361 (32) | 422 (2) | 458 (22) | 581 (1) | | | | |
| 2013 | 41 | | 280 (8) | 371 (12) | 409 (18) | 528 (1) | 556 (1) | 623 (1) | | | |
| 2012 | 87 | 205 (12) | 307 (1) | 394 (68) | 476 (2) | 508 (2) | 577 (1) | | | 706 (1) | |
| 2011 | 166 | | 346 (145) | 441 (7) | 499 (8) | 547 (3) | 444 (2) | | 535 (1) | | |
| 2010 | 85 | 249 (51) | 369 (21) | 436 (8) | 480 (3) | | 517 (2) | | | | |
| 2009 | 99 | 265 (47) | 358 (44) | 468 (2) | 478 (3) | 497 (1) | 514 (1) | 580 (1) | | | |
| 2008 | 47 | 233 (21) | 372 (14) | 450 (4) | 505 (3) | 521 (4) | | | 565 (1) | | |
| 2007 | 39 | 265 (9) | 362 (19) | 433 (1) | 506 (6) | | 554 (1) | | | | 714 (3) |

Species: Yellow Perch

| Mean Length (expanded sample number) at capture by age | | | | | | | | | | | |
|--|-----|--------------|--------------|--------------|-------------|------------|---|------------|---|---|-----|
| Year | N | 1 | 2 | 3 | 4 | 5 | 6 | 7 | 8 | 9 | 10+ |
| 2016 | 326 | 143 (3) | 234 (24) | 272 (282) | 284 (16) | | | 337 (1) | | | |
| 2015 | 745 | 153 (16) | 224 (570) | 252 (146) | 295 (13) | | | | | | |
| 2014 | 246 | 154 (140) | 180 (56) | 244 (41) | 234 (2) | 306 (8) | | | | | |
| 2013 | 90 | 147 (8) | 213 (56) | 246 (7) | 277 (19) | | | | | | |
| 2012 | 132 | 157 (23) | 227 (11) | 259 (98) | | | | | | | |
| 2011 | 132 | 156 (6) | 228 (126) | | | | | | | | |
| 2010 | 825 | 167 (762) | 240 (47) | 280 (14) | 328 (2) | | | | | | |
| 2009 | 80 | 147 (59) | 246 (19) | 313 (1) | 325 (1) | | | | | | |

Fish Condition

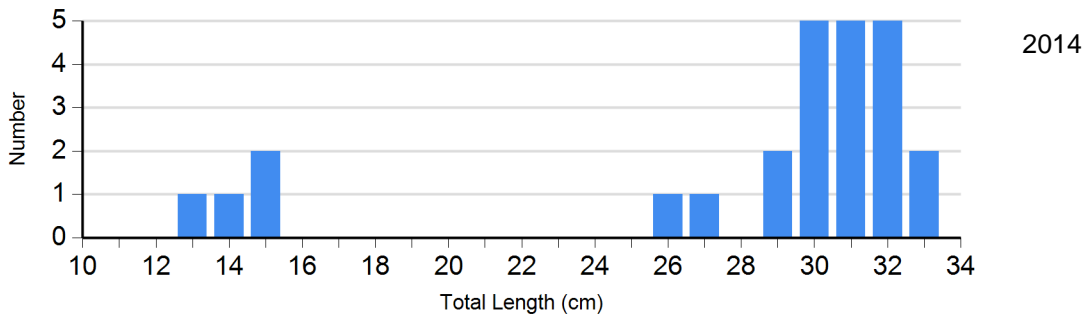
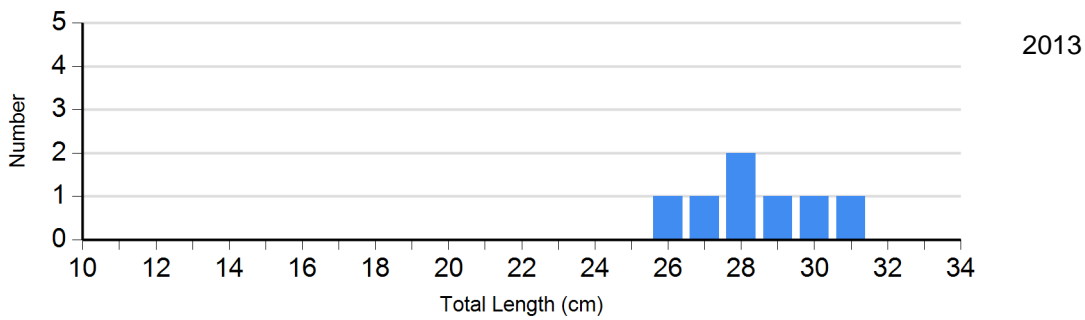
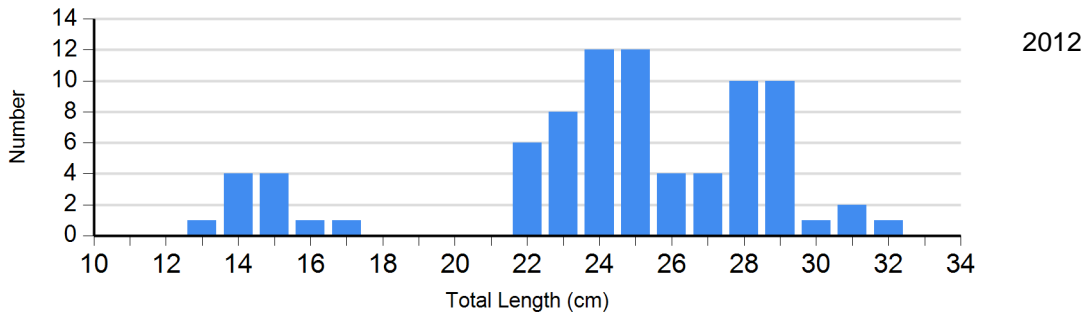
Mean relative weight (Wr) by sample size (N), length category stock to quality (S-Q), quality to preferred (Q-P), preferred to memorable (P-M), and memorable (M) for species collected across survey years with standard error (SE).

| Species | Year | Length Groups | | | | | | | |
|----------------------------|------|---------------|--------------|-----|--------------|-----|--------------|----|--------------|
| | | S-Q | | Q-P | | P-M | | M | |
| | | N | Wr (SE) | N | Wr (SE) | N | Wr (SE) | N | Wr (SE) |
| Black Crappie Frame Net | 2012 | 11 | 123 (4.0) | 26 | 108 (1.2) | 40 | 101 (0.9) | 4 | 92 (3.5) |
| | 2013 | 0 | | 0 | | 5 | 103 (2.2) | 2 | 98 (2.2) |
| | 2014 | 4 | 119 (8.7) | 0 | | 4 | 111 (2.6) | 17 | 104 (1.8) |
| Northern Pike Gill Net | 2012 | 1 | 84 | 8 | 88 (2.4) | 3 | 89 (3.0) | 0 | |
| | 2013 | 0 | | 6 | 83 (1.6) | 2 | 82 (6.3) | 0 | |
| | 2014 | 0 | | 4 | 87 (0.9) | 3 | 88 (3.0) | 0 | |
| Walleye Gill Net | 2012 | 32 | 78 (1.0) | 40 | 85 (1.1) | 2 | 75 (4.6) | 1 | 83 |
| | 2013 | 21 | 86 (1.6) | 16 | 83 (2.3) | 3 | 88 (3.8) | 0 | |
| | 2014 | 39 | 88 (0.8) | 28 | 94 (1.4) | 3 | 93 (0.7) | 0 | |
| | 2015 | 64 | 87 (0.7) | 27 | 91 (1.4) | 1 | 89 | 0 | |
| | 2016 | 132 | 82 (0.4) | 20 | 81 (1.1) | 4 | 87 (4.6) | 4 | 92 (5.0) |
| Yellow Perch Gill Net | 2012 | 23 | 105 (2.0) | 37 | 108 (1.7) | 71 | 107 (1.0) | 1 | 104 |
| | 2013 | 17 | 109 (2.7) | 52 | 110 (1.0) | 18 | 111 (1.6) | 3 | 106 (7.1) |
| | 2014 | 181 | 114 (0.8) | 35 | 123 (1.6) | 21 | 117 (1.9) | 6 | 115 (2.7) |
| | 2015 | 59 | 105 (1.5) | 583 | 111 (0.6) | 96 | 109 (1.3) | 7 | 107 (2.2) |
| | 2016 | 4 | 100 (3.7) | 47 | 117 (1.4) | 267 | 115 (0.6) | 8 | 107 (3.9) |

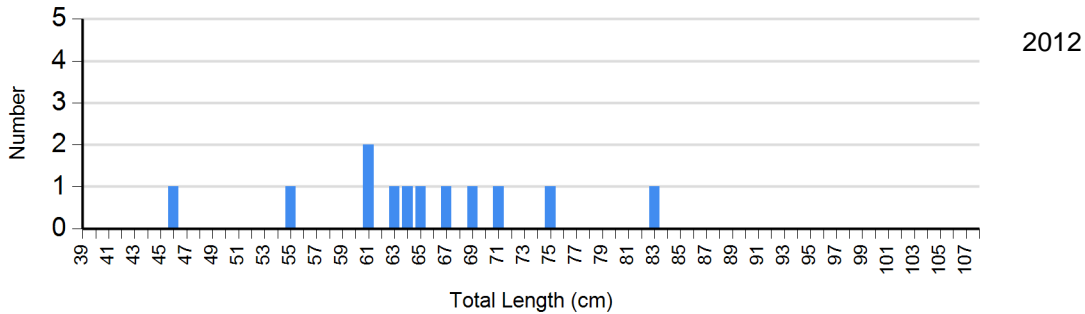
Length Frequency Distribution

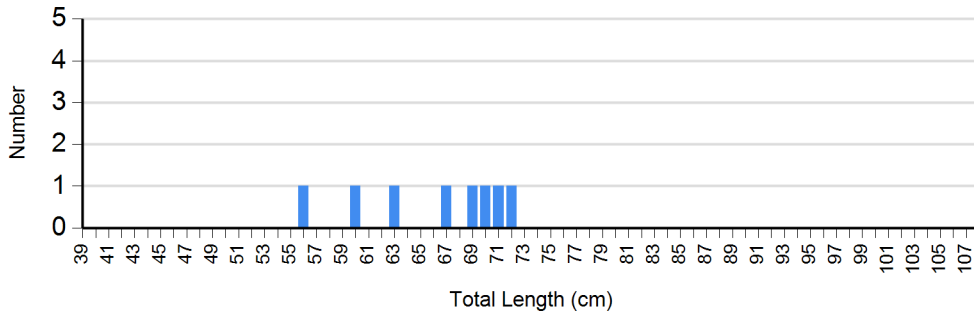
Length frequency histogram of species sampled by year.

Species: Black Crappie
Gear: frame net (std 3/4 in)

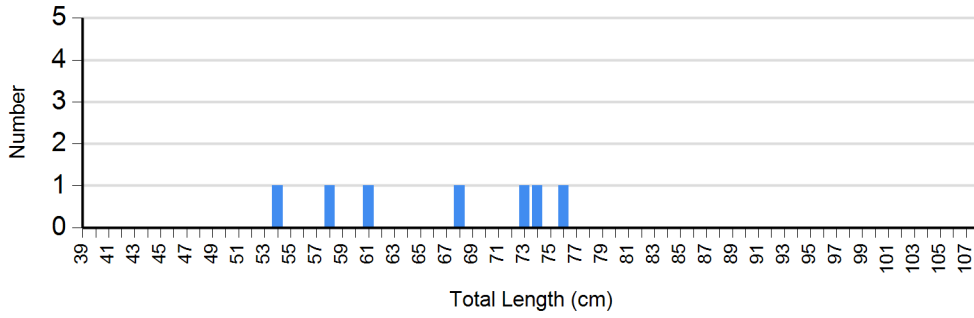


Species: Northern Pike
Gear: std exp gill net



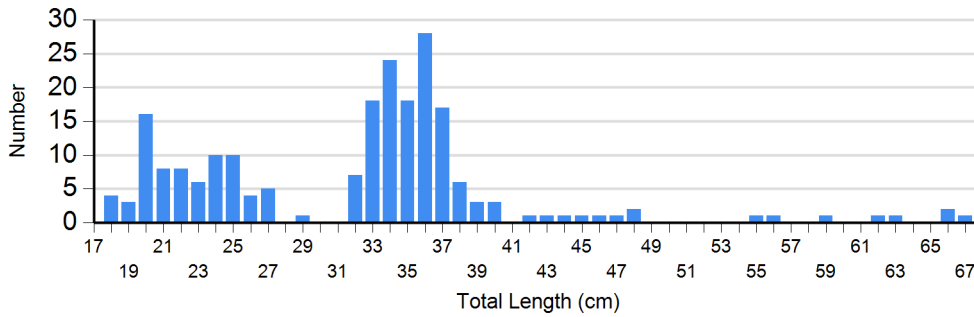


2013



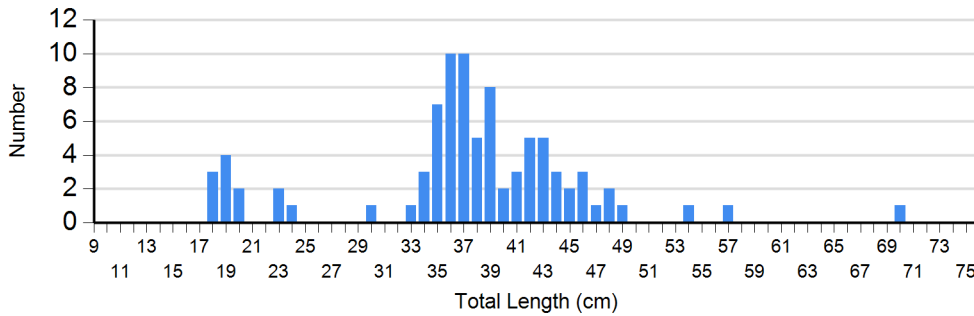
2014

Species: Walleye
Gear: AFS std gill net

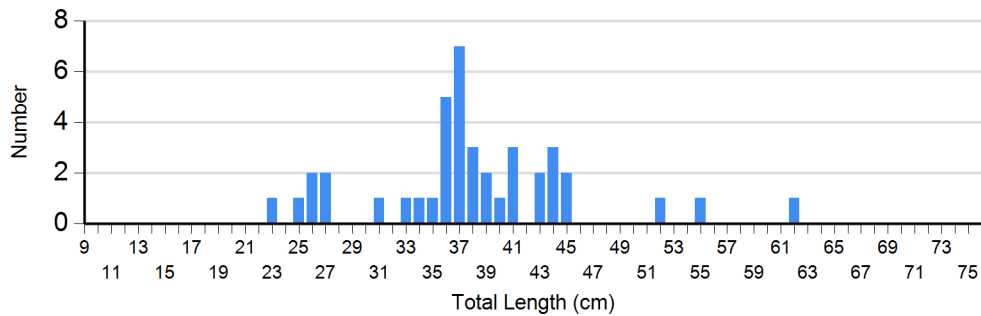


2016

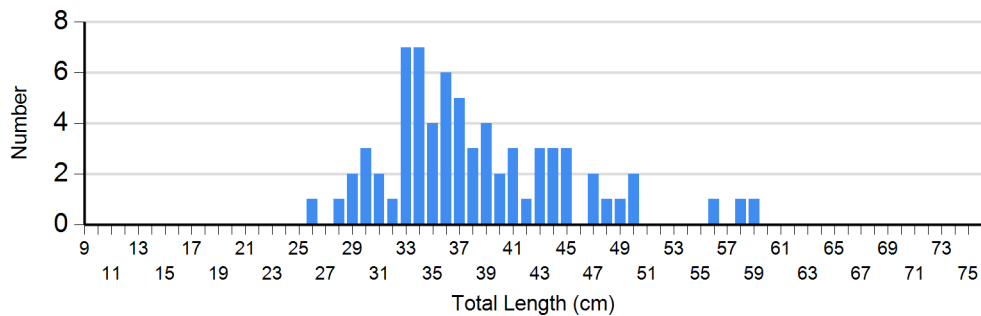
Species: Walleye
Gear: std exp gill net



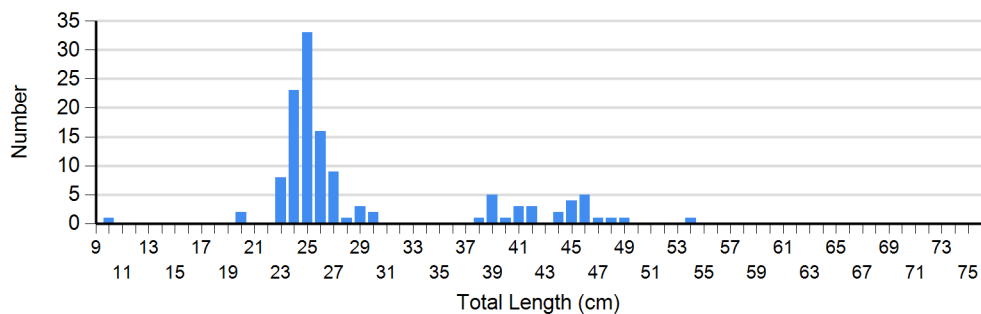
2012



2013

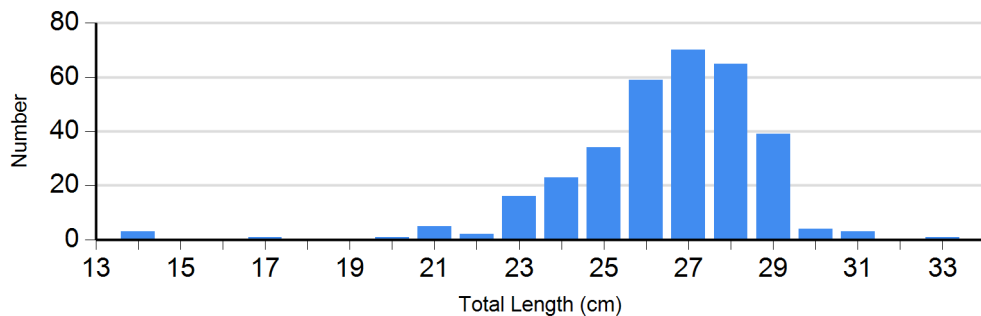


2014



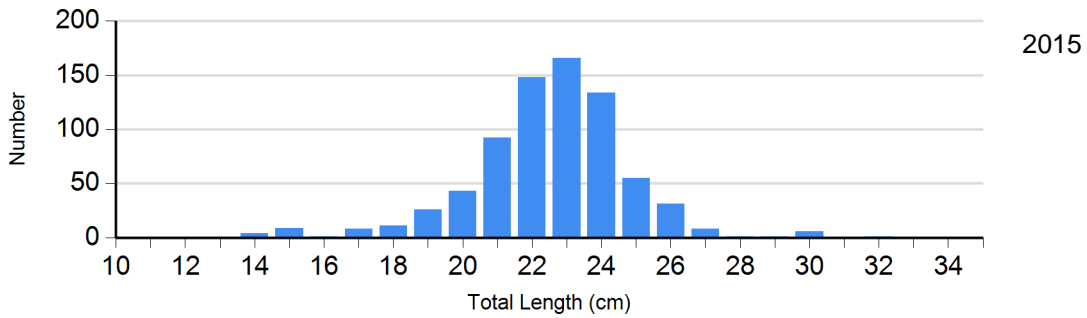
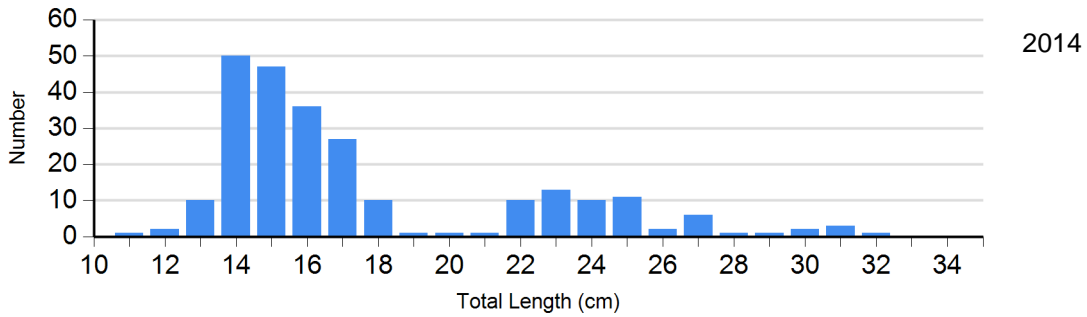
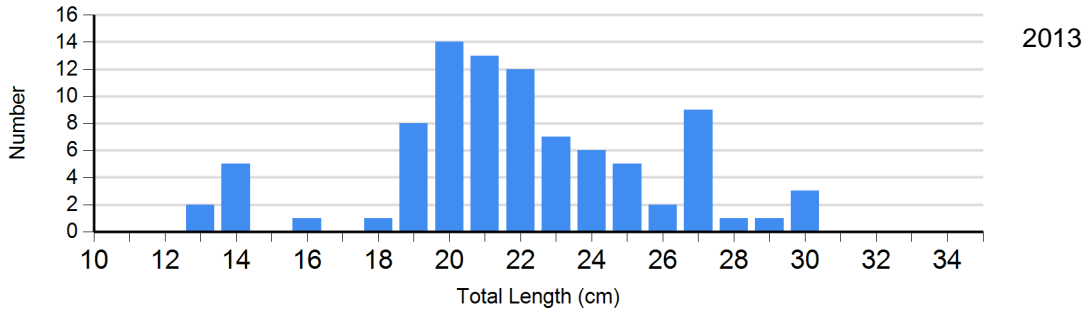
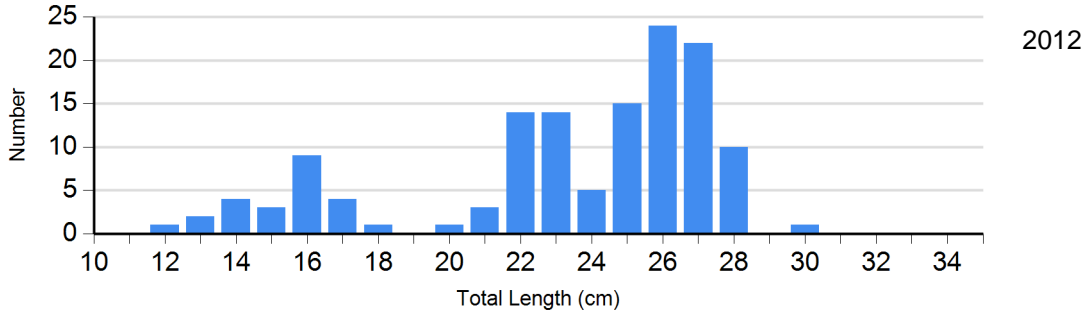
2015

Species: Yellow Perch
Gear: AFS std gill net



2016

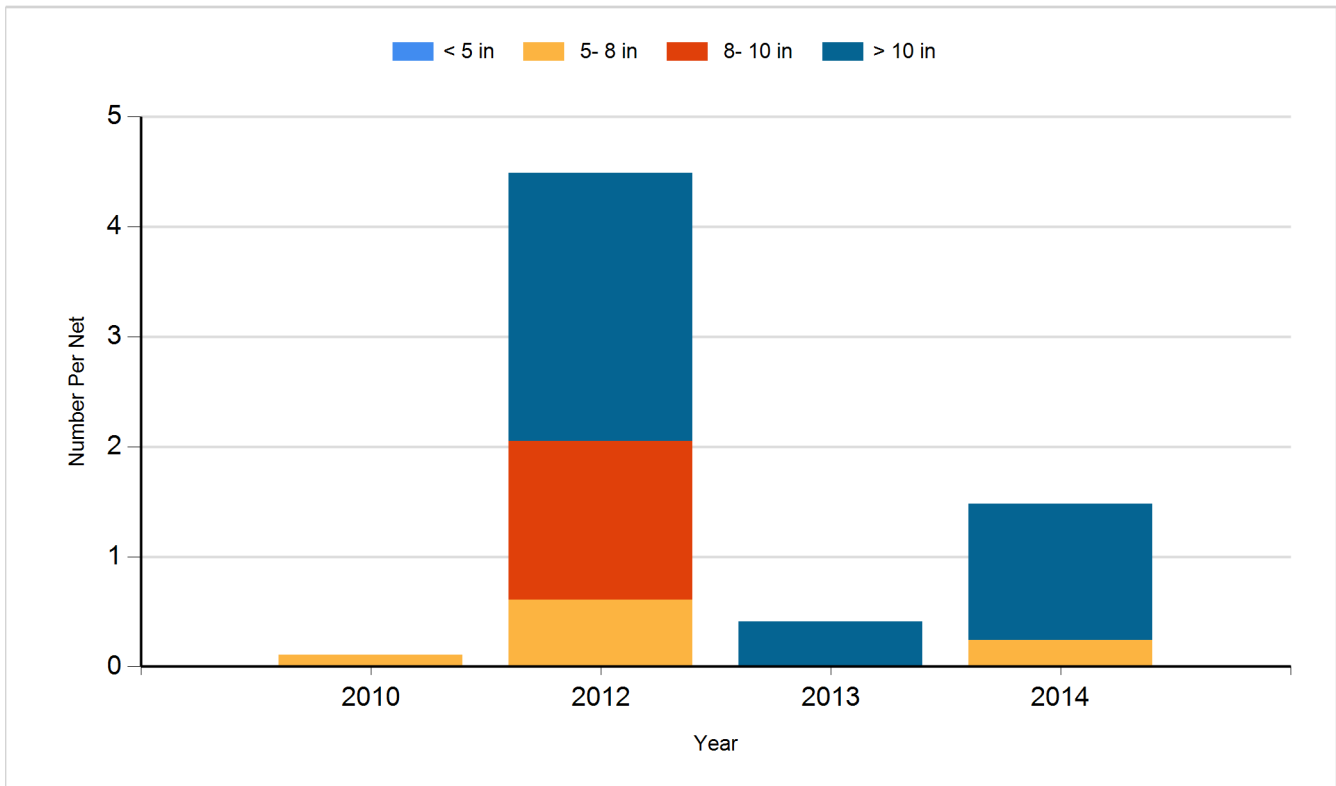
Species: Yellow Perch
Gear: std exp gill net



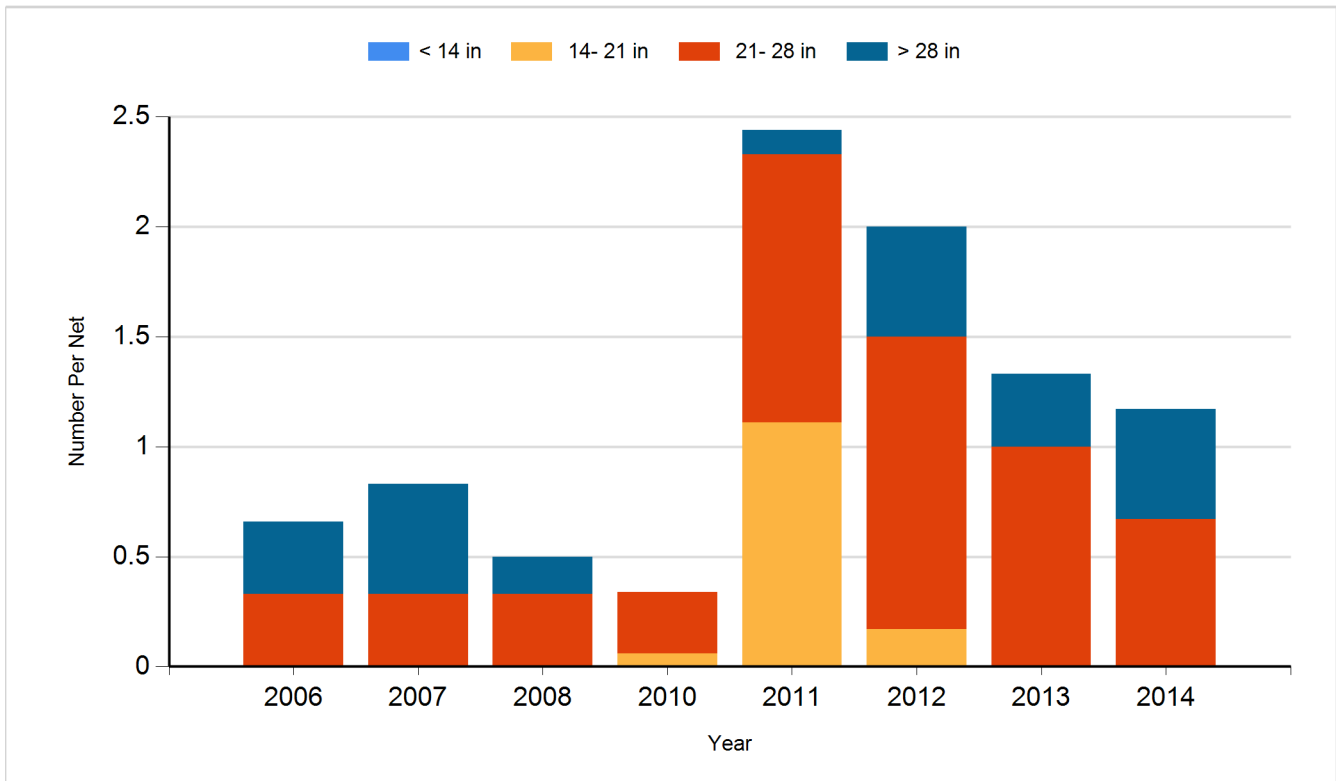
Historic Fish Sizes and Relative Abundance

Size distribution per net by color for species sampled by year.

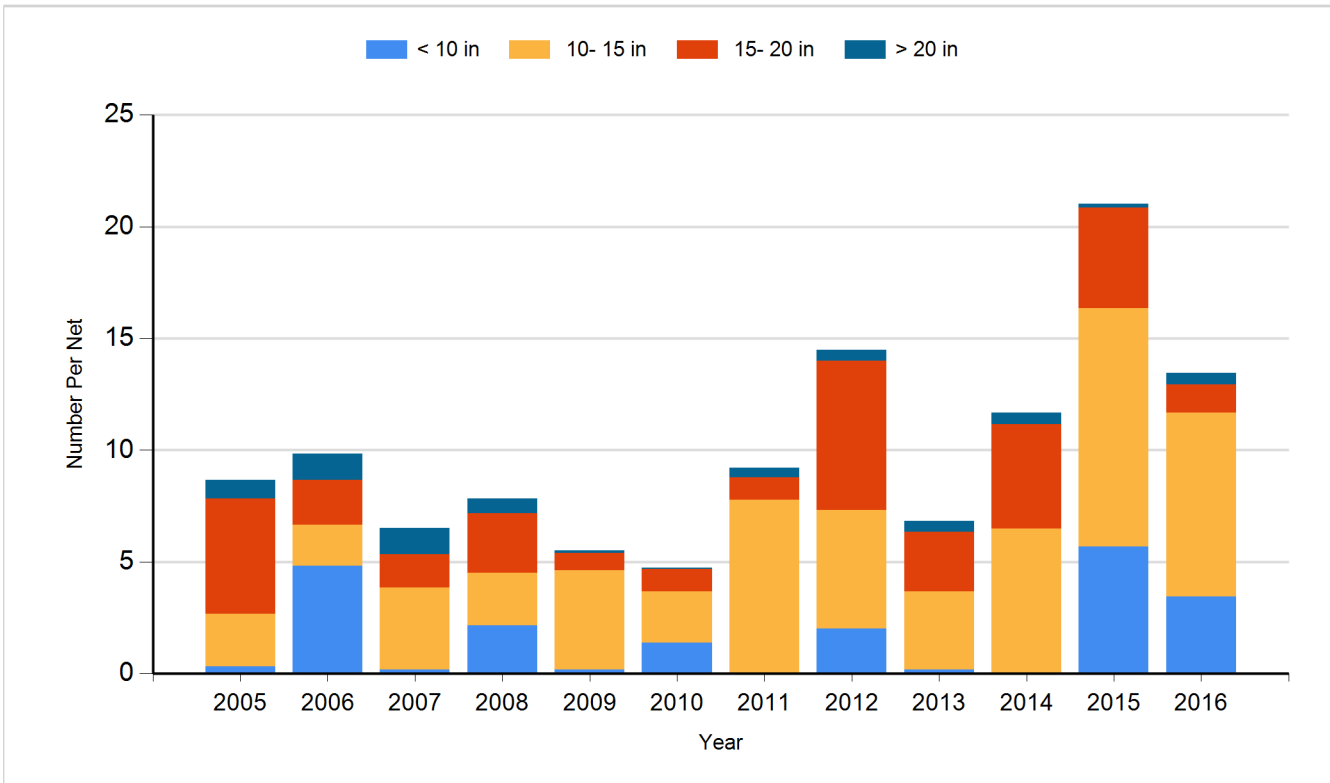
Species: Black Crappie
Gear: Frame Net



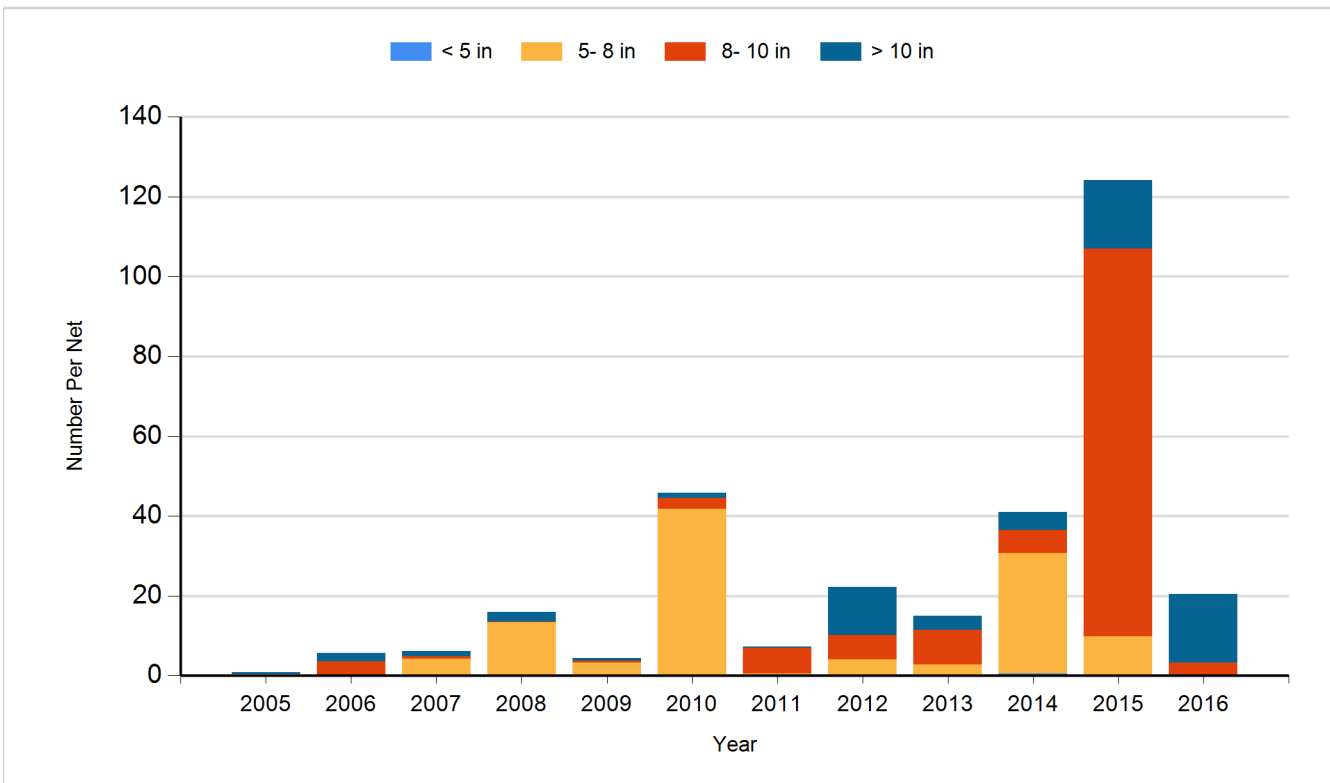
Species: Northern Pike
Gear: Gill Net



Species: Walleye
Gear: Gill Net



Species: Yellow Perch
Gear: Gill Net



Fish Stocking

Number of fish stocked by year, species, and size.

| Year | Species | Size | Number |
|------|---------|------|------------|
| 2005 | Walleye | Fry | 11,700,000 |
| 2006 | Walleye | Fry | 8,050,000 |
| 2009 | Walleye | Fry | 4,000,000 |
| 2011 | Walleye | Fry | 3,000,000 |
| 2012 | Walleye | Fry | 4,000,000 |
| 2014 | Walleye | Fry | 4,000,000 |