

**SOUTH DAKOTA STATEWIDE FISHERIES SURVEY**  
**Coldbrook, Fall River County**  
**MCS-Lake-5-000**  
**2016**

**Lake Information**

**Name:** Coldbrook  
**County:** Fall River  
**Surface Area:** 34 Acres

**Surveys and Investigations**

Survey methods used by gear type, date, and effort.

Gear	Date	Effort
frame net (1/4 inch)	June 28, 2016	1 net-nights
frame net (std 3/4 in)	June 28, 2016	4 net-nights
std exp gill net (150 ft)	June 28, 2016	2 net-nights

## **Common Fish Species Present**

---

Rainbow Trout

Largemouth Bass

Bluegill

Black Crappie

Yellow Perch

Green Sunfish

Northern Pike

Channel Catfish

---

## Terminology

Catch per unit effort (**CPUE**) refers to the relative abundance of a species. It is defined as the number of fish captured per unit of effort (i.e., number of fish captured per net-night or number of fish captured per hour electrofishing). In this report CPUE is typically given for only stock-length fish (see length categories table for stock lengths).

$$CPUE = \frac{\text{number of fish}}{\text{effort}}$$

Population size structure is quantified using the indices proportional size distribution of quality-length fish (**PSD**) and proportional size distribution of preferred-length fish (**PSD-P**). These indices indicate the proportion of stock-length fish that are equal to or greater than a given length. Minimum lengths for stock, quality and preferred length fish are given in the length categories table.

$$PSD = \left( \frac{\text{number of fish} \geq \text{quality length}}{\text{number of fish} \geq \text{stock length}} \right) \times 100$$

$$PSD - P = \left( \frac{\text{number of fish} \geq \text{preferred length}}{\text{number of fish} \geq \text{stock length}} \right) \times 100$$

Relative weight (**Wr**) is used to quantify fish plumpness. Relative weight is the ratio of what a fish weighs (W) compared to a length-specific standard weight (Ws) multiplied by 100. Relative weight values of 95-105 are commonly cited as optimum values, but values in the 80s are common during summer sampling in South Dakota.

$$Wr = \left( \frac{W}{W_s} \right) \times 100$$

Confidence intervals (**CI**) are provided for many of the estimates calculated in this report. The confidence interval provides a range in which the true mean is expected to fall. For example, with an 80% CI we are 80% confident that the interval contains the true value.

Length categories include stock (**S**), quality (**Q**), preferred (**P**), memorable (**M**) and trophy (**T**). Length categories for most species have been defined based on a percentage of the world record length for that species. Some species mentioned in this report do not have defined length categories. Length categories for species used in this report are provided in the following table. Measurements are the minimum total length for each category and are reported in inches (in) and centimeters (cm).

Species Name	Stock		Quality		Preferred		Memorable		Trophy	
	(in)	(cm)	(in)	(cm)	(in)	(cm)	(in)	(cm)	(in)	(cm)
Bigmouth Buffalo	11	28	18	46	24	61	30	76	37	94
Black Bullhead	6	15	9	23	12	30	15	38	18	46
Black Crappie	5	13	8	20	10	25	12	30	15	38

Species Name	Stock		Quality		Preferred		Memorable		Trophy	
	(in)	(cm)	(in)	(cm)	(in)	(cm)	(in)	(cm)	(in)	(cm)
Blue Catfish	12	30	20	51	30	76	35	89	45	114
Bluegill	3	8	6	15	8	20	10	25	12	30
Bluegill X Gr. Sunfish Hybrid	3	8	6	15	8	20	10	25	12	30
Brown Bullhead	5	13	8	20	11	28	14	36	17	43
Burbot	8	20	15	38	21	53	26	67	32	82
Channel Catfish	11	28	16	41	24	61	28	71	36	91
Common Carp	11	28	16	41	21	53	26	66	33	84
Flathead Catfish	14	35	20	51	28	71	34	86	40	102
Freshwater Drum	8	20	12	30	15	38	20	51	25	63
Gizzard Shad	7	18	11	28						
Green Sunfish	3	8	6	15	8	20	10	25	12	30
Lake Herring	5	13	8	20	11	28	14	35	17	43
Largemouth Bass	8	20	12	30	15	38	20	51	25	63
Longnose Gar	16	41	27	69	36	91	45	114	55	140
Muskellunge	20	51	30	76	38	97	42	107	50	127
Northern Pike	14	35	21	53	28	71	34	86	44	112
Paddlefish	16	41	26	66	33	84	41	104	51	130
Pumpkinseed	3	8	6	15	8	20	10	25	12	30
Redear Sunfish	4	10	7	18	9	23	11	28	13	33
River Carpsucker	7	18	11	28	14	36	18	46	22	56
Rock Bass	4	10	7	18	9	23	11	28	13	33
Rudd	6	15	10	25	12	30	15	38	19	48
Sauger	8	20	12	30	15	38	20	51	25	63
Saugeye	9	23	14	35	18	46	22	56	27	69
Shorthead Redhorse	6	15	10	25	13	33	16	41	20	51
Smallmouth Bass	7	18	11	28	14	35	17	43	20	51
Smallmouth Buffalo	11	28	18	46	24	61	30	76	37	94
Spotted Bass	7	18	11	28	14	35	17	43	20	51
Striped Bass	12	30	20	51	30	76	35	89	45	114
Striped Bass Hybrid (wiper)	8	20	12	30	15	38	20	51	25	63
Walleye	10	25	15	38	20	51	25	63	30	76
White Bass	6	15	9	23	12	30	15	38	18	46
White Crappie	5	13	8	20	10	25	12	30	15	38
White Perch	5	13	8	20	10	25	12	30	15	38
White Sucker	6	15	10	25	13	33	16	41	20	51
Yellow Bass	4	10	7	18	9	23	11	28	13	33
Yellow Bullhead	4	10	7	18	9	23	11	28	14	36
Yellow Perch	5	13	8	20	10	25	12	30	15	38

## **Catch Summary of Stock Length Fish**

Catch per unit effort (CPUE), proportional size distribution (PSD), proportional size distribution of preferred length fish (PSD-P), and relative weight (Wr) for species sampled in survey with 80% confidence interval (CI-80).

Gear	Species	Abundance		Stock Density Indices			Condition		
		CPUE	CI-80	PSD	CI-80	PSD-P	CI-80	Wr	CI-80
frame net (1/4 inch)	Bluegill	6.0		0		0		102	5
frame net (std 3/4 in)	Black Crappie	0.3	0.4	100		0		88	
	Bluegill	44.5	24.1	46	5	0		104	1
	Green Sunfish	1.8	1.9	86		0		94	3
std exp gill net (150 ft)	Black Crappie	8.5	4.6	100		0		100	2
	Channel Catfish	1.0	3.1	50		50		125	13
	Largemouth Bass	0.0	0.0	0		0			
	Northern Pike	1.5	4.6	100		100			
	Rainbow Trout	0.0	0.0						
	Yellow Perch	2.5	7.7	80		0		91	6

## 10-Year Catch Per Unit Effort by Gear and Species

Catch per unit effort (CPUE) and average (Avg) of species across 10 years using different gear types.

Gear	Species	CPUE										Avg
		2007	2008	2009	2010	2011	2012	2013	2014	2015	2016	
frame net (1/4 inch)	Bluegill										6.0	6.0
	Green Sunfish				6.0							6.0
frame net (std 3/4 in)	Black Crappie										0.3	0.3
	Bluegill										44.5	44.5
	Green Sunfish				8.2						1.8	5.0
	Largemouth Bass				0.0							0.0
std exp gill net (150 ft)	Black Crappie				0.5						8.5	4.5
	Channel Catfish				0.5						1.0	0.8
	Green Sunfish				4.5							4.5
	Largemouth Bass				0.5						0.0	0.3
	Northern Pike										1.5	1.5
	Rainbow Trout				0.0						0.0	0.0
	Yellow Perch										2.5	2.5

## **10-Year Size Structure and Condition Statistics by Gear and Species**

Species proportional size distribution (PSD), proportional size distribution of preferred length fish (PSD-P), and relative weight (Wr) collected by different gear types across 10 years.

Gear	Species	Index	Year										
			2007	2008	2009	2010	2011	2012	2013	2014	2015	2016	
frame net (std 3/4 in)	Black Crappie	PSD											100
		PSD-P											0
		Wr											88
std exp gill net (150 ft)	Black Crappie	PSD				0							100
		PSD-P				0							0
		Wr				109							100
	Northern Pike	PSD											100
		PSD-P											100
	Yellow Perch	PSD											80
		PSD-P											0
		Wr											91

## **Fish Condition**

Mean relative weight (Wr) by sample size (N), length category stock to quality (S-Q), quality to preferred (Q-P), preferred to memorable (P-M), and memorable (M) for species collected across survey years with standard error (SE).

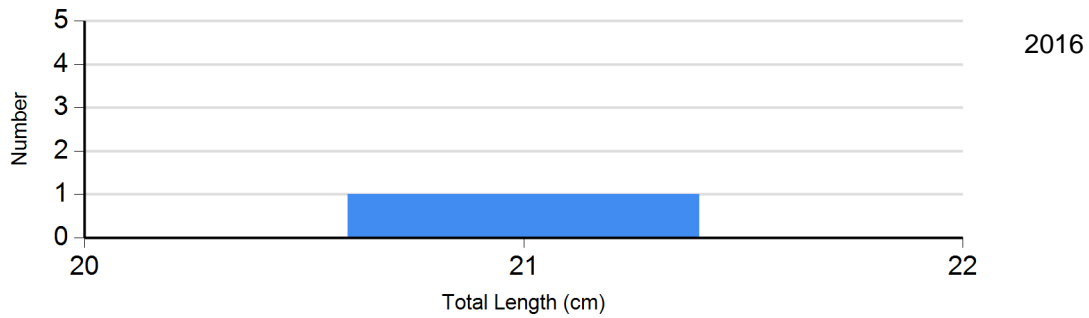
Species	Year	Length Groups							
		S-Q		Q-P		P-M		M	
		N	Wr (SE)	N	Wr (SE)	N	Wr (SE)	N	Wr (SE)
Black Crappie Frame Net	2016	0		1	88	0		0	
Yellow Perch Gill Net	2016	1	93	4	91 (6.4)	0		0	



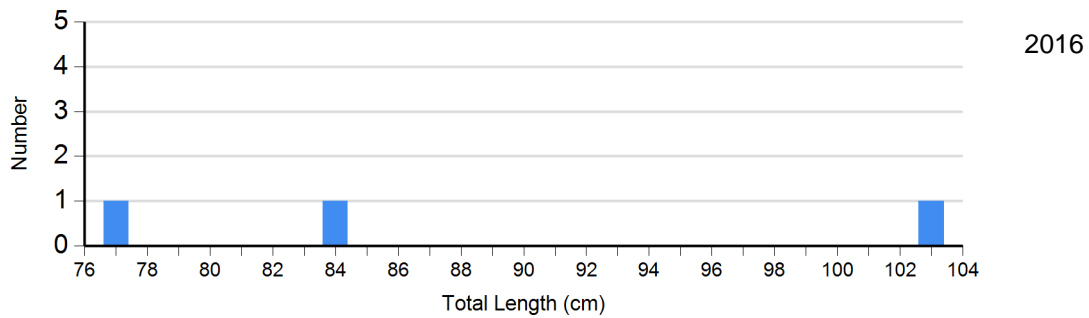
## Length Frequency Distribution

Length frequency histogram of species sampled by year.

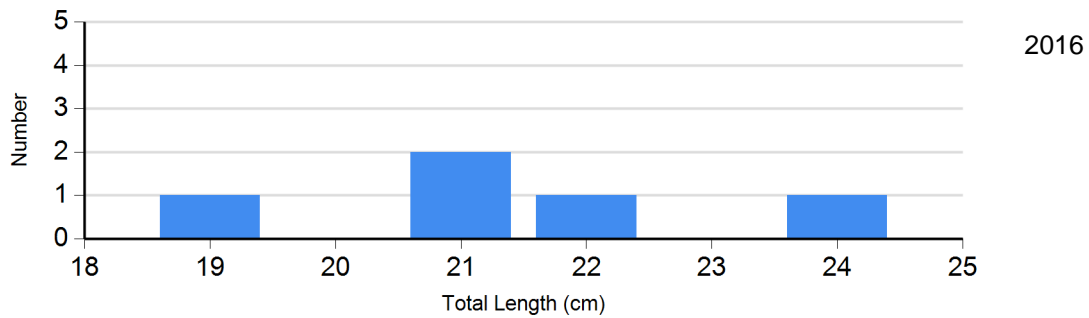
Species: Black Crappie  
Gear: frame net (std 3/4 in)



Species: Northern Pike  
Gear: std exp gill net (150 ft)



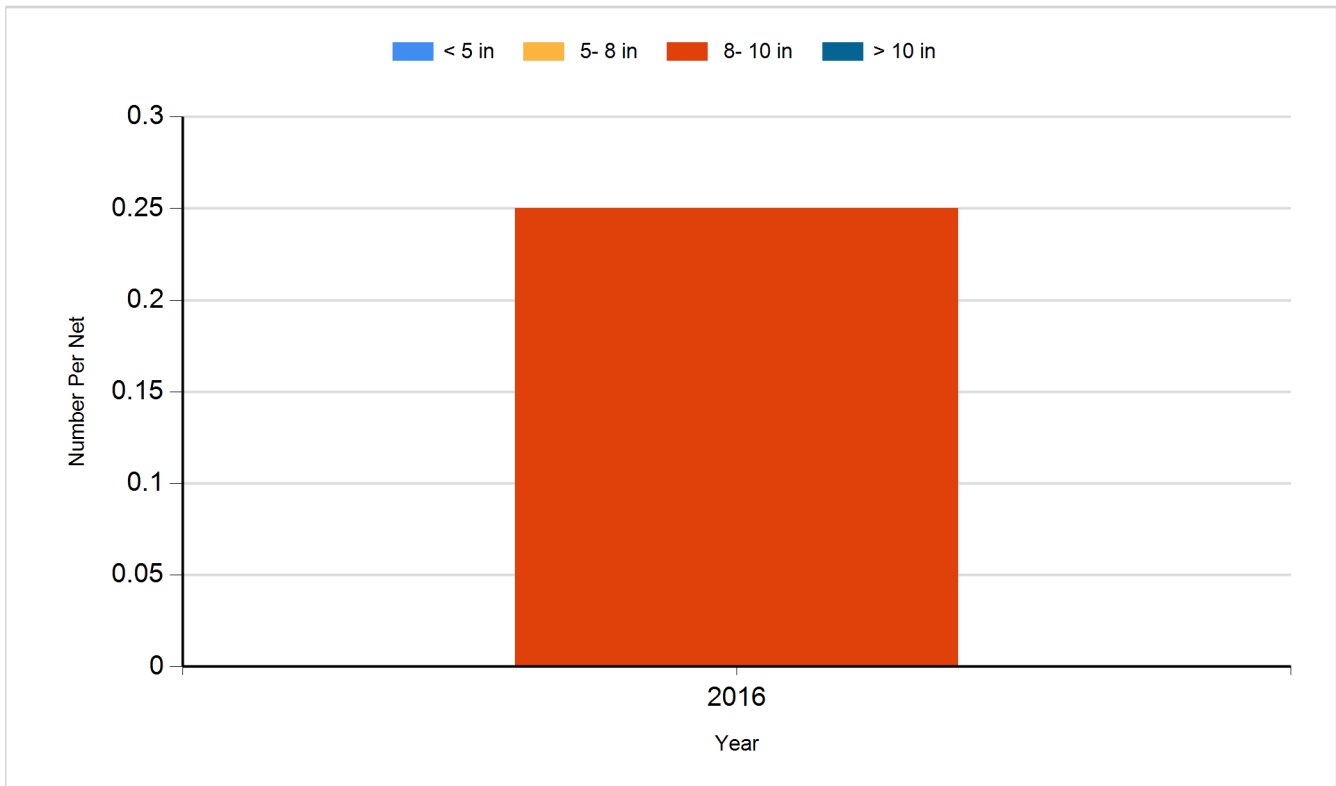
Species: Yellow Perch  
Gear: std exp gill net (150 ft)



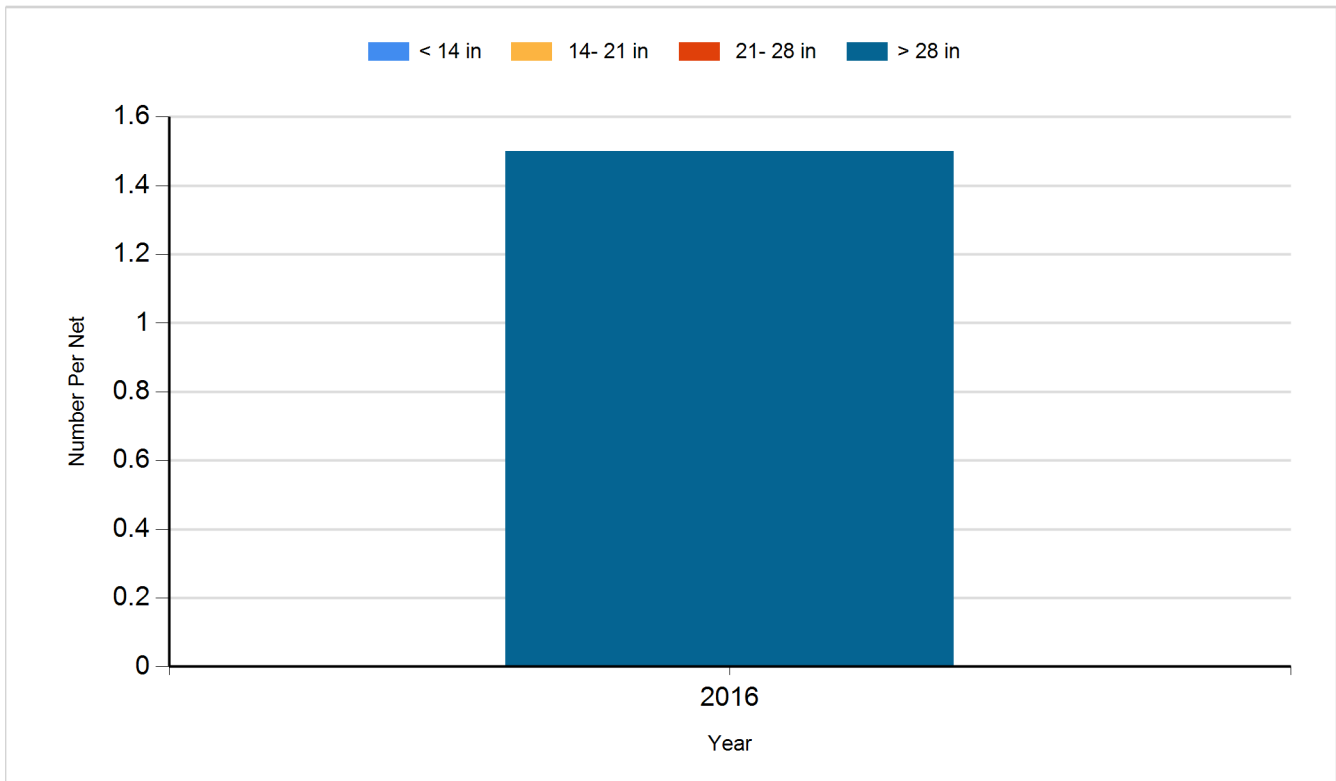
## Historic Fish Sizes and Relative Abundance

Size distribution per net by color for species sampled by year.

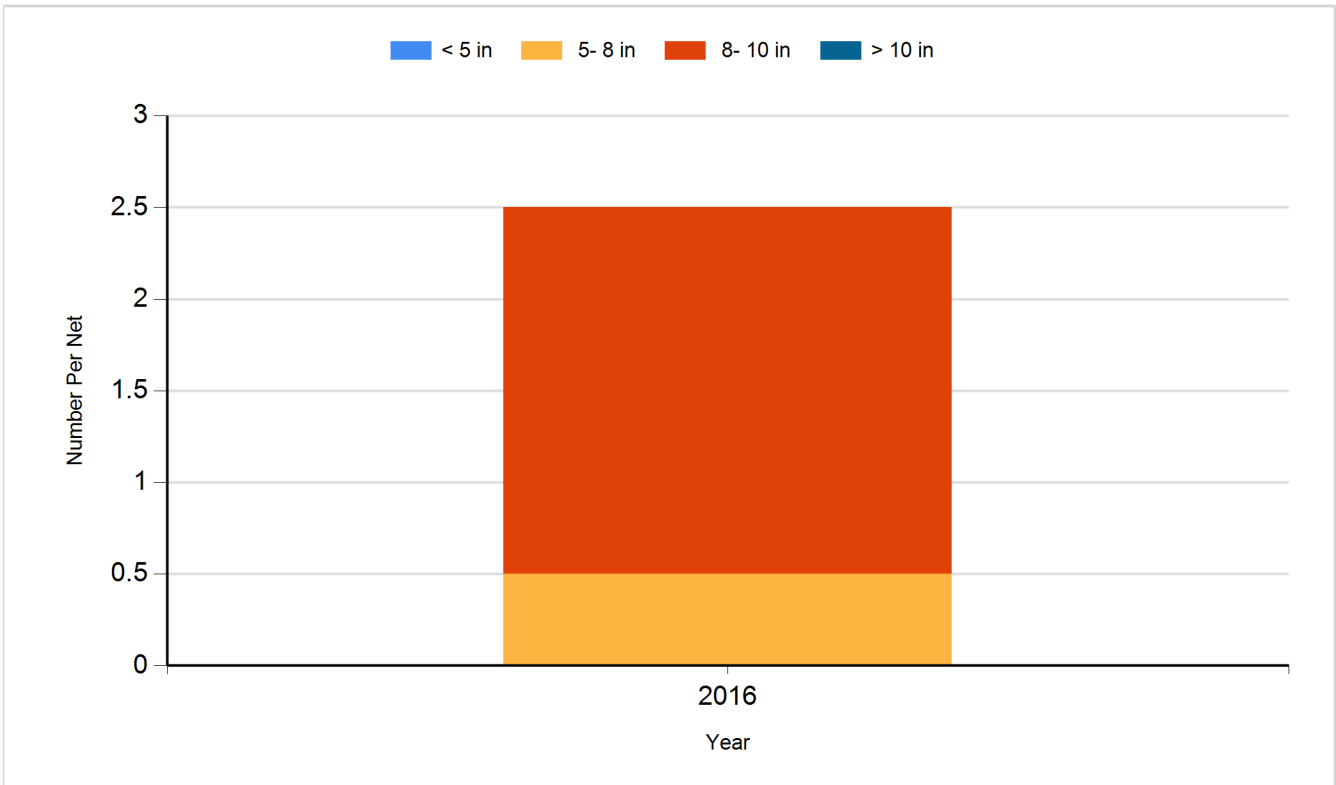
Species: Black Crappie  
Gear: Frame Net



Species: Northern Pike  
Gear: Gill Net



Species: Yellow Perch  
Gear: Gill Net



## **Fish Stocking**

Number of fish stocked by year, species, and size.

Year	Species	Size	Number
2005	Rainbow Trout (Cleghorn)	Adult	250
2005	Rainbow Trout (Eagle Lake)	Adult	280
2005	Rainbow Trout (Eagle Lake)	Catchable	3,198
2005	Rainbow Trout (Ennis)	Adult	100
2005	Rainbow Trout (Ennis)	Catchable	5,412
2005	Rainbow Trout (Shasta)	Adult	45
2005	Rainbow Trout (Shasta)	Catchable	3,792
2006	Rainbow Trout (Erwin)	Adult	300
2006	Rainbow Trout (Erwin)	Catchable	3,900
2006	Rainbow Trout (McConaugRainbow Trout)	Catchable	800
2006	Rainbow Trout (Shasta)	Catchable	4,800
2007	Rainbow Trout	Catchable	1,400
2007	Rainbow Trout (Erwin)	Catchable	1,240
2007	Rainbow Trout (Erwin)	Catchable 11"	400
2007	Rainbow Trout (Erwin)	Catchable 15"	70
2007	Rainbow Trout (Shasta)	Catchable	640
2007	Rainbow Trout (Shasta)	Catchable 11"	2,480
2008	Rainbow Trout (Erwin)	Catchable 15"	56
2008	Rainbow Trout (Shasta)	Catchable 11"	4,510
2008	Rainbow Trout (Utah)	Catchable	3,840
2009	Rainbow Trout (Erwin)	Catchable	800
2009	Rainbow Trout (Erwin)	Catchable 11"	800
2009	Rainbow Trout (Shasta)	Catchable 11"	4,000
2009	Rainbow Trout (Shasta)	Catchable 15"	160
2009	Rainbow Trout (Utah)	Catchable	800
2009	Rainbow Trout (Utah)	Catchable 15"	120
2010	Rainbow Trout (Erwin x Arlee)	Catchable	2,100
2010	Rainbow Trout (Erwin)	Catchable 15"	160
2010	Rainbow Trout (McConaugRainbow Trout)	Catchable	700
2010	Rainbow Trout (Shasta)	Catchable	2,800
2010	Rainbow Trout (Shasta)	Catchable 15"	80
2011	Rainbow Trout (Erwin x Arlee)	Catchable	2,016
2011	Rainbow Trout (Erwin x Arlee)	Catchable 15"	200

2011	Rainbow Trout (McConaugRainbow Trout)	Catchable	700
2011	Rainbow Trout (Shasta)	Catchable	2,100
2012	Rainbow Trout (Erwin x Arlee)	Catchable	2,840
2012	Rainbow Trout (Erwin x Arlee)	Catchable 15"	180
2012	Rainbow Trout (Shasta)	Catchable	2,800
2013	Rainbow Trout (Erwin x Arlee)	Catchable	2,100
2013	Rainbow Trout (Erwin x Arlee)	Catchable 15"	320
2013	Rainbow Trout (Shasta)	Catchable	4,200
2014	Rainbow Trout (Erwin x Arlee)	Catchable	1,750
2014	Rainbow Trout (Erwin x Arlee)	Catchable 15"	200
2014	Rainbow Trout (Shasta)	Catchable	3,500
2015	Rainbow Trout (Erwin x Arlee)	Catchable	2,800
2015	Rainbow Trout (Erwin x Arlee)	Catchable 15"	200
2015	Rainbow Trout (Shasta)	Catchable	2,800
2016	Rainbow Trout (Erwin x Arlee)	Catchable	2,100
2016	Rainbow Trout (Erwin x Arlee)	Catchable 15"	200
2016	Rainbow Trout (Shasta)	Catchable	3,500

---