

Department of Transportation

Aberdeen Region Office

West Highway 12

PO Box 1767

Aberdeen, South Dakota 57402-1767 605/626-2244

FAX: 605/626-7875

August 13, 2015

ADDENDUM NO. 1

Re: WIP# 410A362

Codington County

56' x 90' Storage Building at SDDOT Watertown Yard

TO WHOM IT MAY CONCERN:

The following addenda to the plans shall be inserted and made part of your proposal for the referenced project.

PLANS: Please destroy sheets 2, 3, 5 and 6 and replace with the enclosed sheets, dated 8/13/15.

Sheet 2: Several items under the heading MINIMUM REQUIREMENTS were changed.

Sheet 3: FOOTING note was revised to address excavated material and sawing of in place asphalt.

Sheet 5: The spacing of the trusses was revised and the header was removed. Added Roof Purlin options.

Sheet 6: The OPEN END END SECTION detail was revised eliminating the header.

When sending in your sealed bid please state on the front of the envelope that Addendum No. 1 was received.

Sincerely,

DEPARTMENT OF TRANSPORTATION

Jeff Senst, P.E.
Region Engineer

cc: M. Brey B. Moore J. Steen File

SPECIFICATIONS

Standard Specifications for Roads and Bridges, 2004 Edition and Required Provisions, Supplemental Specifications and/or Special Provisions as included in the Proposal.

PERMITS AND LICENSES

The Contractor shall obtain all necessary State and/or County and/or City Permits and/or Licenses in accordance with Section 7.2 of the Standard Specifications.

SCOPE OF WORK

This project consists of building a 56’ wide by 90’ long wood framed metal covered building atop a concrete wall foundation. The buildings intended use is to store deicing salt. The concrete wall foundation shall support the wood columns. The building shall be designed to have one open end.

GENERAL CONSTRUCTION NOTES

Storage areas for materials will be provided within close proximity to the building. Exact location will be discussed in greater detail at the Preconstruction meeting. The Contractor must keep the storage area in a neat and tidy condition. No material may be stored in front of buildings or otherwise interfere with normal operations of the SDDOT.

The Contractor shall protect the parking lot from damage during construction activities. The Contractor shall be responsible for any repairs required, at no cost to the State.

Once work starts on this project, work shall proceed in a continuous manner until the project is complete.

Work hours and access to the site will be discussed at the Preconstruction meeting.

The Contractor shall be responsible for backfilling any excavation required to construct the building foundation and walls. The SDDOT shall be responsible for placing any asphalt concrete surfacing inside the building.

Concrete sidewall of the building shall be constructed with a 3” steel conduit opening to allow future electrical service line to enter building. Location of conduit shall be in the northeast corner of building as directed by the Engineer. Steel conduit shall be located 18” below grade and the ends of the conduit shall extend 1’ on each side of the concrete sidewall. The ends of the conduit shall be capped with a threaded cap.

The open end of the building (East side) shall have a minimum of 16 feet of unrestricted vertical clearance. The width of the opening at the open end shall be a minimum of 52 feet. This 52 feet minimum opening width allows for a concrete wall adjacent to the side walls to help support the open end of the building.

The proposed building is to be constructed on the site of an existing building. The proposed building will be centered within the outline of the existing building which measures approximately 60 Ft by 100 Ft. The existing building site has an asphalt surface in place. The existing building, above the asphalt surface will be removed by the SDDOT. The Contractor shall notify Matt Brey, Watertown Area Engineer, 605-882-5166 at least two weeks prior to starting work to allow for site work to be completed.

BUILDING DESIGN

- A.

The wood frame building structural design shall conform to the requirements of International Building Code (IBC), 2012 Edition. Structural Design shall be provided by the Building Manufacturer and submitted plans shall be signed and sealed by an Engineer Licensed in the state of South Dakota.
1.

DEAD LOAD of all building structural components furnished by Building Manufacturer.
2.

Ground Snow Load (pg) = 50 lbs
3.

WIND

Wind Speed (3 second gust) = 105 mph

Wind Exposure Classification = C
4.

Collateral/Mechanical Dead Load on the frames & purlins. This load is to be added to the bid Dead Load. = 0.0
5.

Frost Depth = 40 inches
- B

Building design shall comply with the following design requirements.
1.

Design of wood members shall be in accordance with formulas published in the latest Edition of the “National Design Specification for Wood Construction”.
2.

Trusses shall conform to Truss Plate Institute’s 2007 Edition of the “National Design Standard for Metal Plate Connected Wood Truss Construction”.

MATERIALS AND FABRICATION

The roof framing shall be designed with the uses of wood trusses. All lumber used in the design of the trusses must be kiln dried and graded in accordance with the current grading rules. Design stresses allowed are those listed in the current additions of respective lumber association’s grading rules. The design of wood members must be in accordance with the formulas published in the latest Edition of the “National Design Specification for Wood Construction”. Light metal toothed connector plates and joint design must conform to the specifications as set out in the 2007 edition of Truss Plate Institute’s “National Design Standard for Metal Plate Connected Wood Truss Construction”. Connector plates shall be fabricated from ASTM 446, Grade A, No. 18 and No. 20 gauge steel sheets galvanized with G90 coating.

MINIMUM REQUIREMENTS

Reinforcing Steel for Concrete:
ASTM A615 Grade 60.
#4 Epoxy Coated Reinforcing Bar.
One row spaced @ 2’ center to center, both horizontally and vertically in the foundation walls.
Three rows spaced 9” center to center and tied at 4’ spacing in the footings.

Steel for Sides, Roof, & Trim:
Colored.
29 gauge thickness.
All steel to be screwed.
Minimum 80,000 psi tensile strength.
40 year paint warranty.
Color coated thickness 0.015 mils.
Base steel 0.0145 mils.
0.0015 mils thickness.
Grade E steel.
Paint thickness 0.0015 mils.
0.9 ounces galv. per sq. ft. (ASTM A653 - Coating Designation G90).

Concrete
4,000 psi Concrete.
Coarse aggregate shall be crushed ledge rock.

Lumber
Structural building columns shall be pressure preservative treated. Outer plies of the columns shall be continuous and not have any splices.
Pressure preservative treated skirt {splash} boards- minimum #2 grade lumber.
Dimensional (no Green) framing lumber- minimum Standard or #2 Graded (no utility or #3).
Any lumber in contact with concrete shall be pressure preservative treated.
Lumber to be treated in accordance with the latest Edition American Wood Protection Association (AWPA), Standard UC2 or higher.

Trusses
Engineered pre-fabricated roof trusses.
Truss plates shall be galvanized.

Connectors
All Bolts, Nuts, Washers, Nails and Screws shall be hot dip galvanized or stainless steel.
Powder coated color matched screws to attach steel roofing and siding.

Miscellaneous
90’ x 36” Soft White Polycarbonate eave lights, both sidewalls.

FOOTINGS

The concrete footings shall be undercut 1’ in depth and 1’ wider than the width of the concrete footings. The undercut area shall be backfilled with Base Course. Compaction of the Base Course shall be to the satisfaction of the Engineer.

The Base Course material may be obtained from the SDDOT Watertown Yard project site and may be used without further testing.

The furnish cost of the state material is \$8.00 per ton.

The in place asphalt surfacing shall be saw cut full depth prior to any footing excavation. The in place asphalt surfacing within the limits of the new building shall not be damaged. Any damage to the asphalt surfacing within the limits of the new building shall be repaired by the Contractor at no cost to the SDDOT.

Excavated material from the footing excavation may be disposed of at the SDDOT Watertown Yard. The Engineer shall direct the location where the material may be disposed of.

WARRANTIES

The building vendor shall agree to repair, or at its discretion, to replace free of charge the building framework, roofing, or side panels if directly damaged by snow loads for a period of fifteen (15) years. For a period of five (5) years the building vendor shall repair, or at its discretion replace, free of charge, the building framework, roofing, or side panels if directly damaged by wind loads, unless damage is caused by flying or falling objects. The building vendor shall repair, free of charge, any roof leaks due to defects in material or workmanship for a period of five (5) years. Any other building parts that are defective in materials or workmanship shall be repaired, or replaced at the vendor’s discretion, for a period of one (1) year. The paint system on the roofing, walls and trim shall be warrantied for 40 years against fading and chalking. The polycarbonate eave lights shall be warrantied for a period of 10 years against yellowing and damage due to hail.

EXPLANATION OF BID

The submission of a bid is conclusive evidence that the Contractor has investigated and is satisfied as to the conditions to be encountered; the character, quality and scope of the proposed work; the quality and quantity of the materials to be furnished. The Technical Specification of the bid documents are intended as a minimum standard for certain portions or the work. If no technical Specification is referenced, then the Contractor shall provide, as a minimum, those items required by codes, standards and regulations of the industry associated with the work being performed. Unless all bids are rejected, the State will accept the lowest responsive and responsible bid.

The Bid for this project shall include:

1. Providing to the Owner three (3) complete sets of design documents for the project including:

- A. Footing/Foundation Plan including details for required reinforcing steel based on the loading/reaction requirements of the building.
 - B. Building Plans based on the Owners suggested floor plan and including details for all wall, roof, eaves, trim and moldings, flashings, fasteners, etc. The building shall be of wood frame type. In addition to plans, furnish design calculations and letter of design certification signed by a registered professional engineer licensed in the State of South Dakota.
 - C. Standard Specifications for the proposed building which augments the specifications found in the bid documents. The specifications found in the bid documents shall be a minimum standard. The building shall have a minimum dimension of 56’W x 90’L, measured from outside of framing to outside of framing. Minimum building height shall be 16’ door opening with 18’ minimum height sidewalls.
 - D. Building Plans shall include the method of attachment of the building columns to the concrete foundation sidewalls.
 - E. Provide Owner with choice of manufacturers standard building colors from which the Owner will determine final building color choice.
2. Successful bidder shall allow for a ten (10) working day review and comment period by the South Dakota Department of Transportation to review items called for under Item #1 above.
 3. The contract price shall include all labor, material and equipment necessary to construct the Storage Shed as described herein. Include all concrete work associated with perimeter building footings/foundations.

COMPLETION DATE

This building project has an overall completion date of November 20, 2015. There shall be an interim completion date of October 9, 2015 for the completion of all concrete work required for the building.

Failure to complete all the concrete work by the interim completion date of October 9, 2015 shall result in liquidated damages of \$250 per calendar day.

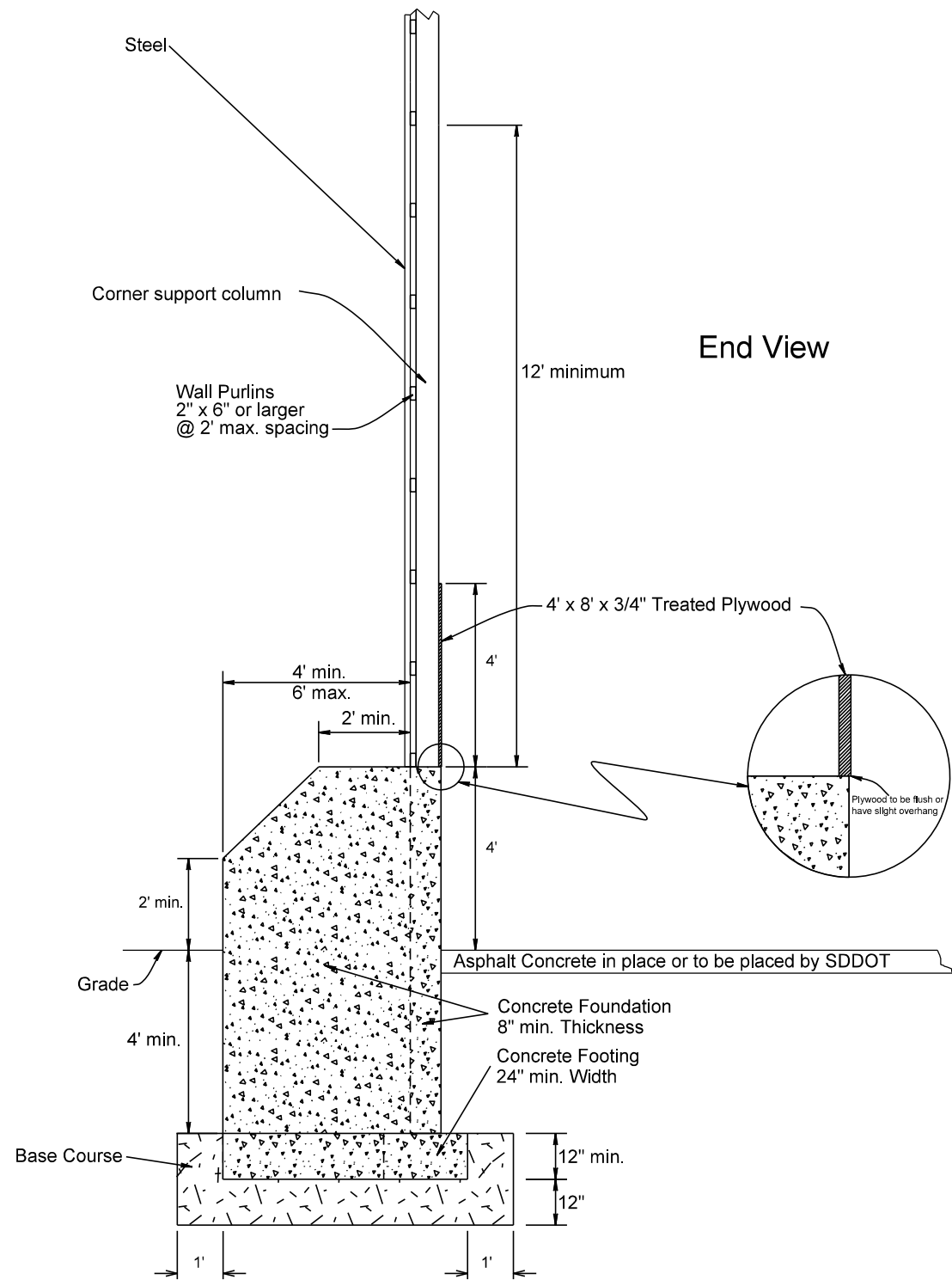
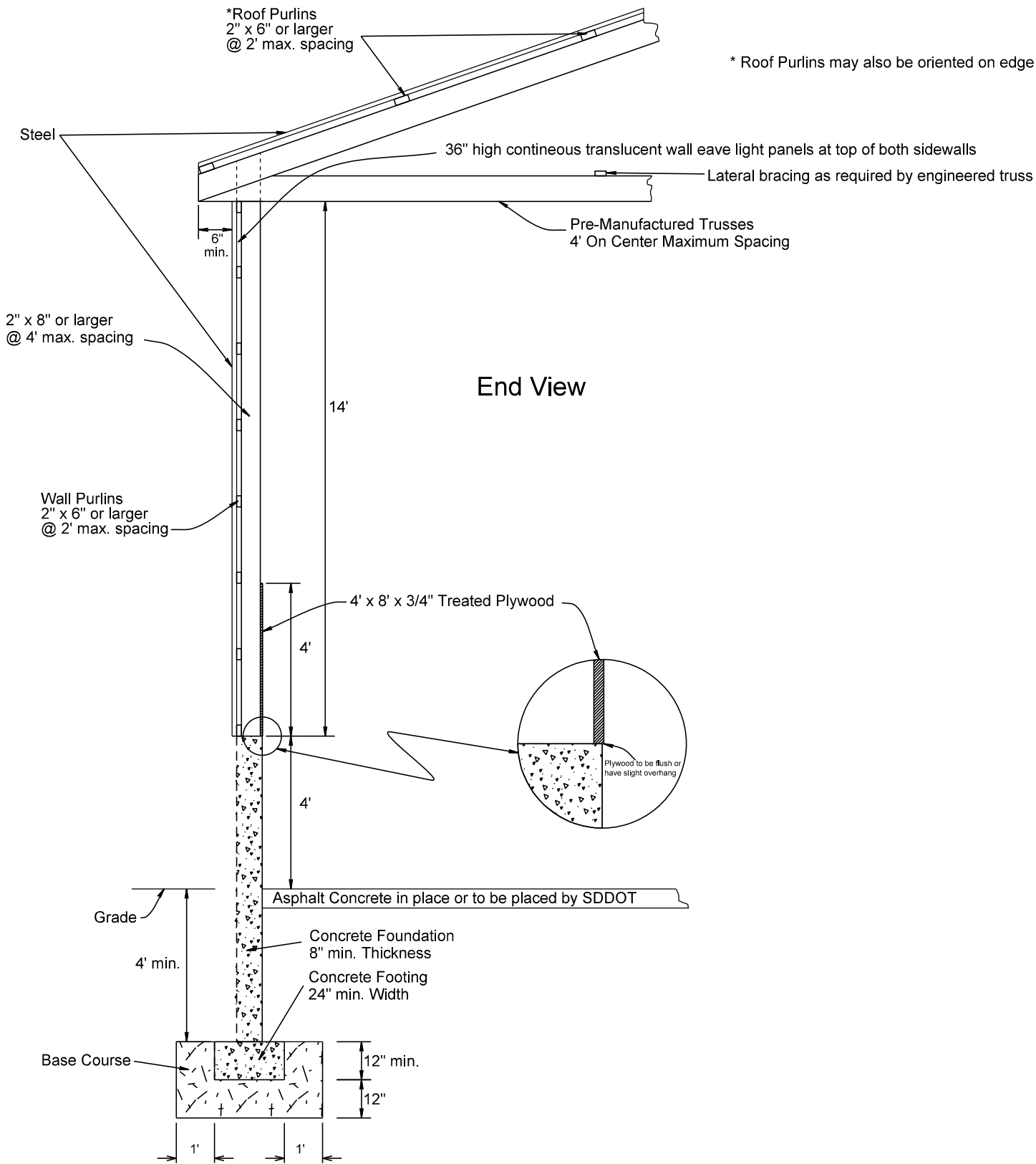
Failure to complete the building project by the overall completion date of November 20, 2015 shall result in liquidated damages as per Section 8.7 of the Standard Specifications.

PLOT SCALE - 1/8" = 1'-0"

PLOTTED FROM - TRAB17882

| STATE OF SOUTH DAKOTA | PROJECT | SHEET NO. | TOTAL SHEETS |
|-----------------------------|---------|--------------|-----------------|
| | 410A362 | 5 | 6 |
| Plotting Date: 08/12/2015 | | | |

Revised 8-13-15 SLS



SIDE WALL SECTION

SIDE WALL SECTION
AT OPEN BUILDING END

PLOT NAME - 1

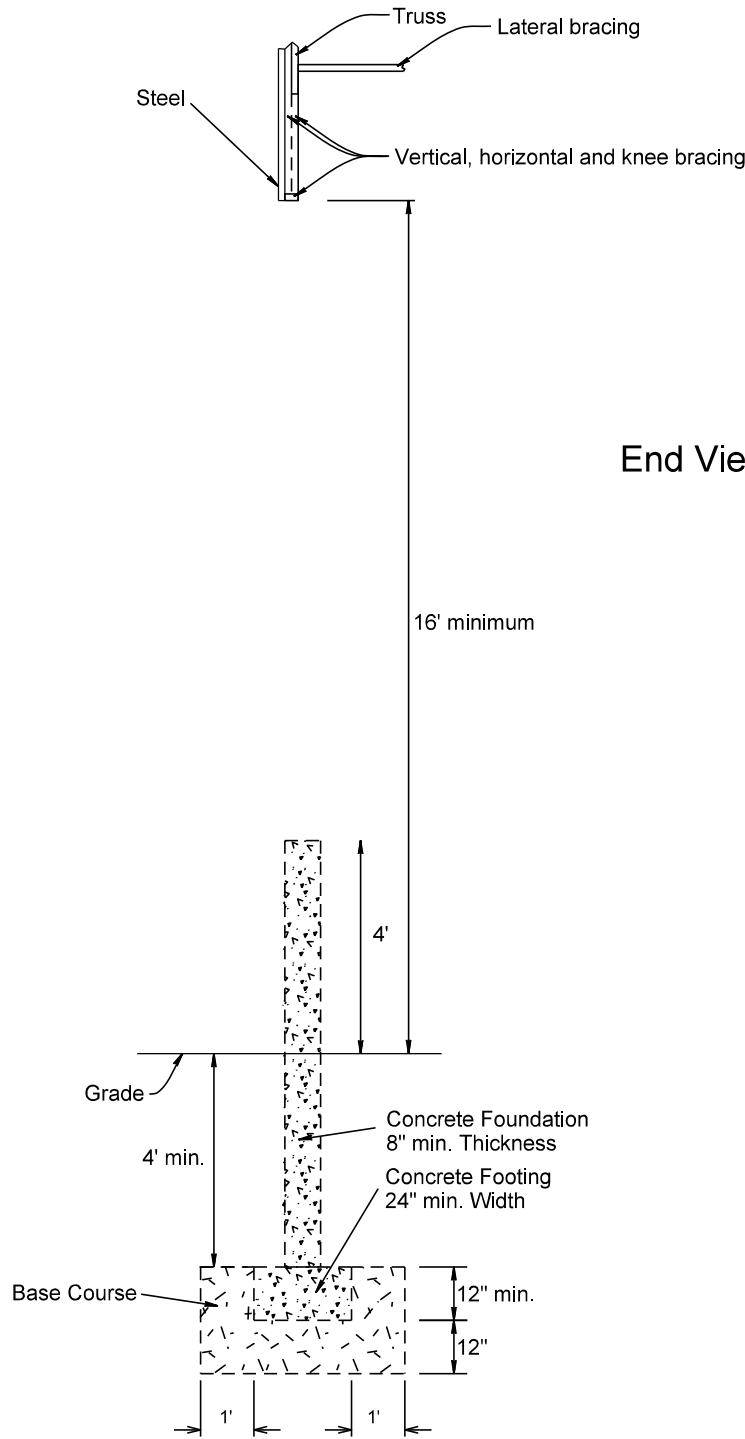
FILE - ... \STRUCTURE - ADDENDUM 1.DGN

PLOT SCALE - 1/8" = 1'-0"

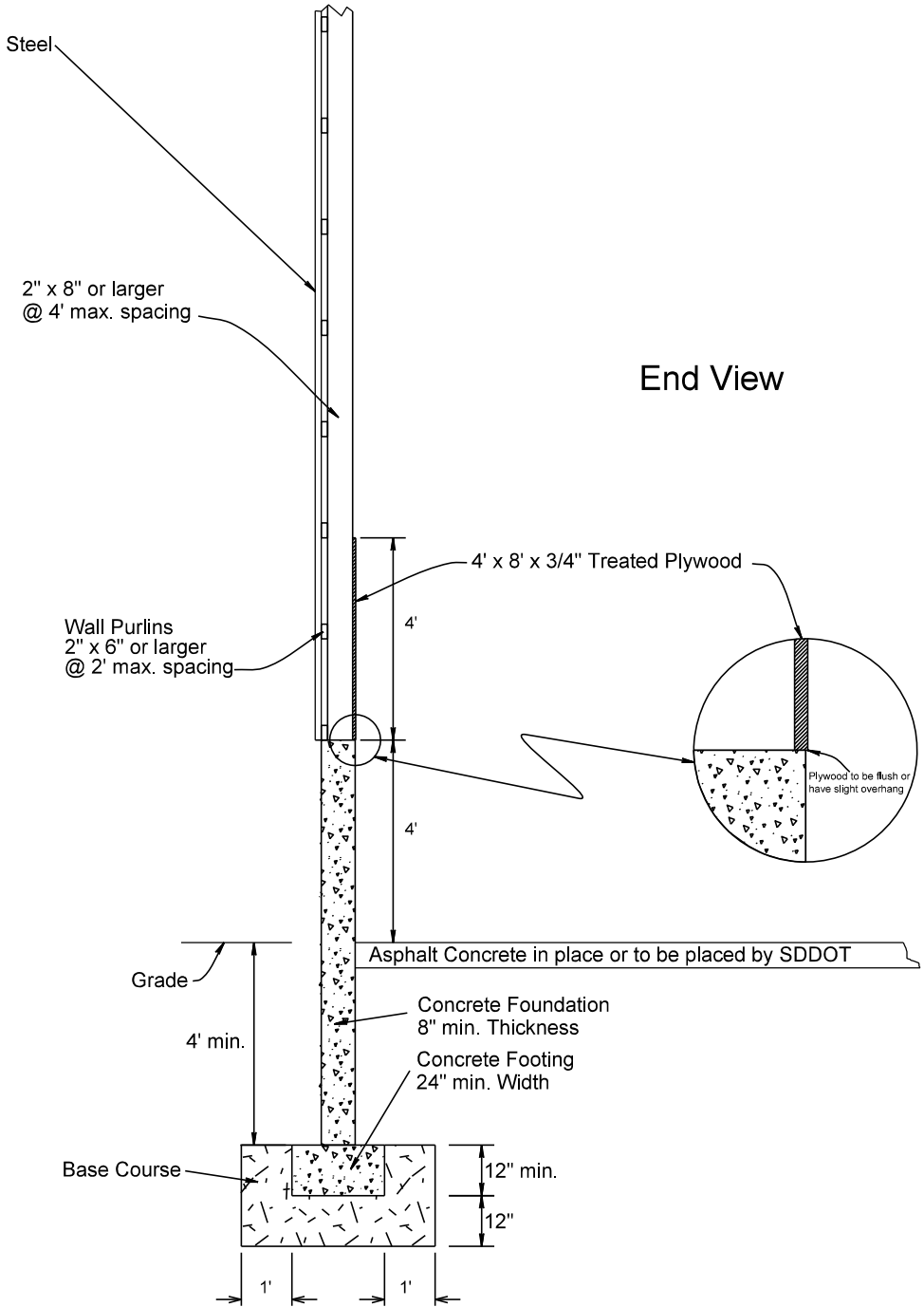
PLOTTED FROM - TRAB17882

| STATE OF SOUTH DAKOTA | PROJECT | SHEET NO. | TOTAL SHEETS |
|-----------------------------|---------|--------------|-----------------|
| | 410A362 | 6 | 6 |
| Plotting Date: 08/12/2015 | | | |

Revised 8-13-15 SLS



OPEN END
END SECTION



CLOSED END
END SECTION

PLOT NAME - 2

FILE - ... \STRUCTURE - ADDENDUM - 1.DGN