

Department of Transportation

Rapid City Region Office

2300 Eglin Street

P.O. Box 1970

Rapid City, SD 57709-1970

Phone: 605/394-2244

FAX: 605/394-1904

April 29, 2014

ADDENDUM NO. 1

RE: May 13, 2014 Rapid City Region Office Informal Letting
090E-451, 090E-452, 090W-451, 016EB-452, 016WB-452, 079S-452
Lawrence & Pennington Counties
PCN i3ga, i3gm, i3gc, i3gd, i3ge & i3gf
Pavement Foam Jacking

TO WHOM IT MAY CONCERN:

The following addenda to the plans shall be inserted and made part of your proposal for the referenced project.

PROPOSAL:

- Replace the DOT-123 with the attached. An additional PCN was added to the project for maintenance tracking purposes.

PLANS:

- Replace all sheets with the attached dated 4/30/2014. An additional PCN was added to the project for maintenance tracking purposes.

Sincerely,

John Rehorst
Region Design Engineer

**SOUTH DAKOTA DEPARTMENT OF TRANSPORTATION
CONTRACT PROPOSAL**

DOT-123
(5/05)

CODE	PRE	PROJECT ROUTE	AGR	MAINT UNIT	CONTROL REFERENCE	AFE	FUNCTION	BEGIN MRM	END MRM
		090E		451		i3ga	2129	0261	0444
		090E		452		i3gm	2129	0445	0606
		090W		451		i3gc	2129	0214	0271
		016EB		452		i3gd	2129	0711	0711
		016WB		452		i3ge	2129	0724	0724
		079S		452		i3gf	2129	0706	0726

CITY AND /OR COUNTY Lawrence & Pennington Counties BUDGET SOURCE FY14 Cont. Maint.
 FINALS ENGINEER REVIEW REQUIRED YES NO
 REGION MATERIALS CERTIFICATION REQUIRED YES NO
 CERTIFIED INSPECTORS/TESTERS REQUIRED YES NO
 TO BE INSTALLED ON THE CM&P YES NO
 TYPE, PURPOSE AND LOCATION OF WORK Pavement Foam Jacking at various locations

ESTIMATE OF QUANTITIES AND COST

BID ITEM NUMBER	ITEM	QUANTITY	UNIT	UNIT PRICE	AMOUNT
	090E-451 i3ga				
009E0010	Mobilization	Lump Sum	LS		
392E0210	PCC Pavement Jacking Foam	329	Lb		
	090E-452 i3gm				
009E0010	Mobilization	Lump Sum	LS		
392E0210	PCC Pavement Jacking Foam	2768	Lb		
	090W-451 i3gc				
009E0010	Mobilization	Lump Sum	LS		
392E0210	PCC Pavement Jacking Foam	1838	Lb		
	016EB-452 i3gd				
009E0010	Mobilization	Lump Sum	LS		
392E0210	PCC Pavement Jacking Foam	2958	Lb		
	016WB-452 i3ge				
009E0010	Mobilization	Lump Sum	LS		
392E0210	PCC Pavement Jacking Foam	582	Lb		
	079S-452 i3gf				
009E0010	Mobilization	Lump Sum	LS		
392E0210	PCC Pavement Jacking Foam	2794	Lb		
	TOTAL				

This document is for information only. Do not use for bidding purposes.

CONTRACTORS PROPOSAL STATEMENT

The undersigned does hereby agree to furnish the labor and/or material in the quantities, at the unit price, for the purpose and in the place all in accordance with attached provisions upon approval of this Proposal by the State Transportation Commission. This document becomes the contract when signed by the Contractor and a Department of Transportation Representative. The Contractor agrees to provide services in compliance with the Americans with Disabilities Act of 1990. The Contractor agrees to provide a certificate of insurance prior to commencing work, for liability coverage for the duration of the work as per the current edition of the SDDOT Standard Specifications for Roads and Bridges.

PROPOSED START DATE May 20, 2014 OVERALL COMPLETION DATE July 25, 2014

SUBSCRIBED AND SWORN TO BEFORE ME THE
____ DAY OF _____, 20____

SIGNATURE _____
COMPANY _____
ADDRESS _____

NOTARY – My Commission Expires _____ FED. TAX ID NUMBER _____

RECOMMENDED FOR APPROVAL:

CONSTRUCTION/MAINTENANCE ENGR. DATE

REGION ENGINEER _____ DATE _____

DIRECTOR OF OPERATIONS _____ DATE _____

APPROVED FOR THE TRANSPORTATION COMMISSION
NAME _____ TITLE _____ DATE _____

APPROVED as per Federal Highway Stewardship Provisions this _____ day of _____, 20____

PROJECT DEVELOPMENT ENGINEER

This document is for Information only. Do not use for bidding purposes.

STATE OF SOUTH DAKOTA	PROJECT	SHEET	TOTAL SHEETS
	090 E-451, 090 W-451, etc.	1	3

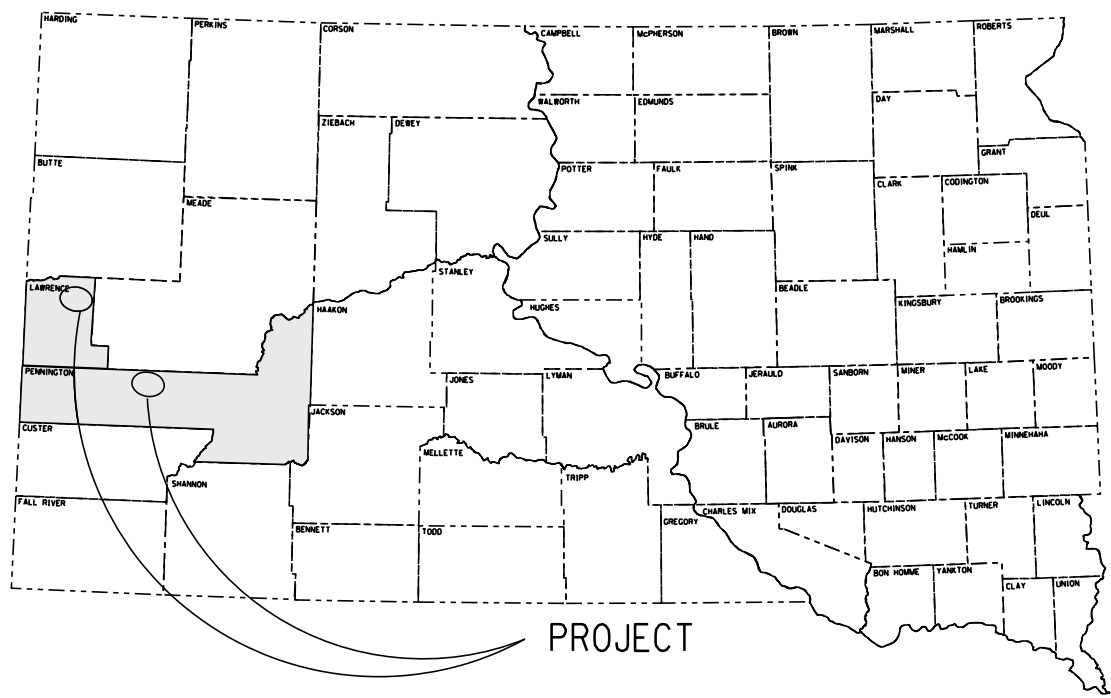
Plotting Date: 04/30/2014
Revised 4/30/2014 GDS

STATE OF SOUTH DAKOTA
DEPARTMENT OF TRANSPORTATION

PLANS FOR PROPOSED
**PROJECTs 090 E-451, 090 E-452,
090 W-451, 016 EB-452,
016 WB-452, & 079 S-452**
HIGHWAYs I-90, US 16B & SD 79
LAWRENCE, & PENNINGTON
COUNTIES
PAVEMENT FOAM JACKING
PCNs i3ga, i3gm, i3gc, i3gd, i3ge, & i3gf

INDEX OF SHEETS

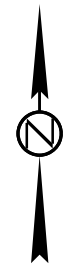
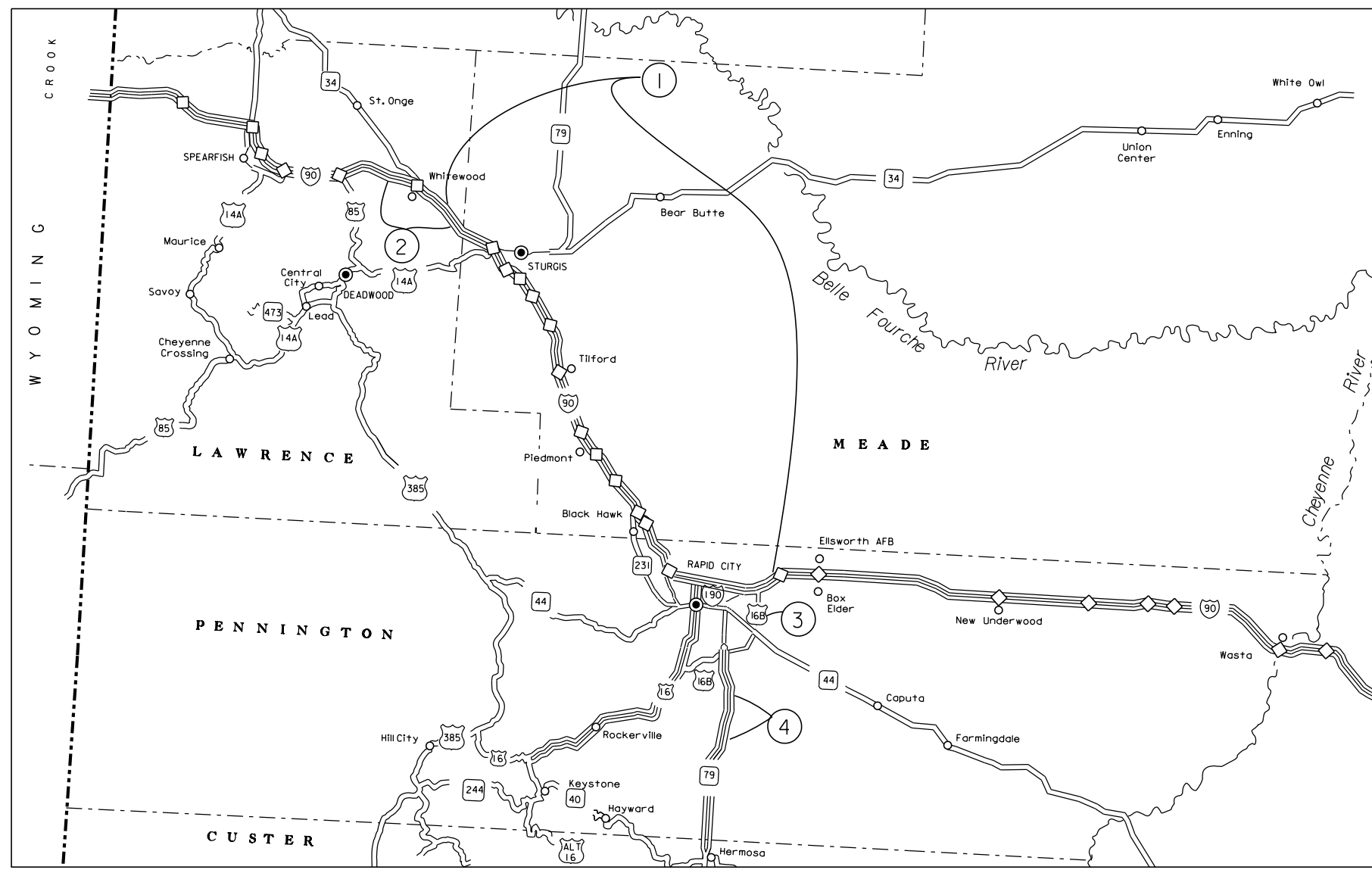
- Sheets 1: Title Sheet
- Sheets 2-3: Estimate of Quantities & Plan Notes



PLOT SCALE - 1:1200

PLOT NAME - 1

- ① I-90 E, MRM 26.1 to MRM 44.4
Project No. 090 E-451, PCN i3ga
I-90 E, MRM 44.4 to MRM 60.6
Project No. 090 E-452, PCN i3gm
- ② I-90 W, MRM 21.4 to MRM 27.1
Project No. 090 W-451, PCN i3gc
- ③ US 16B EB, MRM 71.10 to MRM 71.14
Project No. 016 EB-452, PCN i3gd
US 16B WB, MRM 72.4
Project No. 016 WB-452, PCN i3ge
- ④ SD 79 SB, MRM 70.6 to MRM 72.6
Project No. 079 S-452, PCN i3gf



Storm Water Permit
No Permit Required

PLOTTED FROM - ITRC12608

FILE - ...ARC FOAM JACKING\12\6\TITLE.DGN

ESTIMATE OF QUANTITIES (I-90 E, PCN i3ga)

Bid Item Number	Item	Quantity	Unit
009E0010	Mobilization	Lump Sum	LS
392E0210	PCC Pavement Jacking Foam	329	Lb

ESTIMATE OF QUANTITIES (I-90 E, PCN i3gm)

Bid Item Number	Item	Quantity	Unit
009E0010	Mobilization	Lump Sum	LS
392E0210	PCC Pavement Jacking Foam	2,768	Lb

ESTIMATE OF QUANTITIES (I-90 W, PCN i3gc)

Bid Item Number	Item	Quantity	Unit
009E0010	Mobilization	Lump Sum	LS
392E0210	PCC Pavement Jacking Foam	1,838	Lb

ESTIMATE OF QUANTITIES (US 16 EB, PCN i3gd)

Bid Item Number	Item	Quantity	Unit
009E0010	Mobilization	Lump Sum	LS
392E0210	PCC Pavement Jacking Foam	2,958	Lb

ESTIMATE OF QUANTITIES (US 16 WB, PCN i3ge)

Bid Item Number	Item	Quantity	Unit
009E0010	Mobilization	Lump Sum	LS
392E0210	PCC Pavement Jacking Foam	582	Lb

ESTIMATE OF QUANTITIES (SD 79, PCN i3gf)

Bid Item Number	Item	Quantity	Unit
009E0010	Mobilization	Lump Sum	LS
392E0210	PCC Pavement Jacking Foam	2,794	Lb

SPECIFICATIONS

Standard Specifications for Roads and Bridges, 2004 Edition and Required Provisions, Supplemental Specifications, and Special Provisions as included in the Proposal.

SCOPE OF WORK

Work on this project involves correcting the pavement profile with Pavement Jacking Foam.

FOAM PAVEMENT JACKING QUANTITIES

Due to the dollar amount budgeted for this work; the locations of pavement jacking shall be done in the order of the priority number provided in the tables, starting with #1. The Engineer reserves the right to eliminate locations once the budgeted dollar amount is exceeded.

COORDINATION WITH MICROSURFACING PROJECTS 090E-452, 016EB-452, & 016WB-452, - PCN's I30V, I30W, & I30X.

Microsurfacing projects 090E-452, 016EB-452, & 016WB-452, - PCN's I30V, I30W, & I30X are scheduled for construction season 2014. An overall completion date of July 25, 2014 has been established for this project. The Contractor on this project shall coordinate with the Contractor on the microsurfacing projects. The microsurfacing projects shall take precedence over this project.

ENVIRONMENTAL COMMITMENTS

An Environmental Commitment is a measure that SDDOT commits to implement in order to avoid, minimize, and/or mitigate a real or potential environmental impact. Environmental commitments to various agencies and the public have been made to secure approval of this project. An agency mentioned below with permitting authority can influence a project if perceived environmental impacts have not been adequately addressed. Unless otherwise designated, the Contractor's primary contact regarding matters associated with these commitments will be the Project Engineer. These environmental commitments are not subject to change without prior written approval from the SDDOT Environmental Office. The environmental commitments associated with this project are as follows:

COMMITMENT C: WATER SOURCE

The Contractor shall not withdraw water with equipment previously used outside the State of South Dakota without prior approval from the SDDOT Environmental Office. Thoroughly wash all construction equipment before entering South Dakota to reduce the risk of invasive species introduction into the project vicinity.

Action Taken/Required:

The Contractor shall obtain the necessary permits from the regulatory agencies such as the Department of Environment and Natural Resources (DENR) and the United States Army Corps of Engineers (COE) prior to executing water extraction activities.

COMMITMENT E: STORM WATER

Construction activities constitute less than 1 acre of disturbance.

Action Taken/Required:

At a minimum and regardless of project size, appropriate erosion and sediment control measures must be installed to control the discharge of pollutants from the construction site.

COMMITMENT H: WASTE DISPOSAL SITE

The Contractor shall furnish a site(s) for the disposal of construction and/or demolition debris generated by this project.

Action Taken/Required:

Construction and/or demolition debris may not be disposed of within the State ROW.

Revised 4/30/2014 GDS

The waste disposal site(s) shall be managed and reclaimed in accordance with the following from the General Permit for Highway, Road, and Railway Construction/Demolition Debris Disposal Under the South Dakota Waste Management Program issued by the Department of Environment and Natural Resources.

The waste disposal site(s) shall not be located in a wetland, within 200 feet of surface water, or in an area that adversely affects wildlife, recreation, aesthetic value of an area, or any threatened or endangered species, as approved by the Project Engineer.

If the waste disposal site(s) is located such that it is within view of any ROW, the following additional requirements shall apply:

1. Construction and/or demolition debris consisting of concrete, asphalt concrete, or other similar materials shall be buried in a trench completely separate from wood debris. The final cover over the construction and/or demolition debris shall consist of a minimum of 1 foot of soil capable of supporting vegetation. Waste disposal sites provided outside of the State ROW shall be seeded in accordance with Natural Resources Conservation Service recommendations. The seeding recommendations may be obtained through the appropriate County NRCS Office. The Contractor shall control the access to waste disposal sites not within the State ROW through the use of fences, gates, and placement of a sign or signs at the entrance to the site stating "No Dumping Allowed".
2. Concrete and asphalt concrete debris may be stockpiled within view of the ROW for a period of time not to exceed the duration of the project. Prior to project completion, the waste shall be removed from view of the ROW or buried and the waste disposal site reclaimed as noted above.

The above requirements will not apply to waste disposal sites that are covered by an individual solid waste permit as specified in SDCL 34A-6-58, SDCL 34A-6-1.13, and ARSD 74:27:10:06.

Failure to comply with the requirements stated above may result in civil penalties in accordance with South Dakota Solid Waste Law, SDCL 34A-6-1.31.

All costs associated with furnishing waste disposal site(s), disposing of waste, maintaining control of access (fence, gates, and signs), and reclamation of the waste disposal site(s) shall be incidental to the various contract items.

COMMITMENT I: HISTORICAL PRESERVATION OFFICE CLEARANCES

The SDDOT has obtained concurrence with the State Historical Preservation Office (SHPO or THPO) for all work included within the project limits and all designated option borrow sites provided within the plans.

Action Taken/Required:

All earth disturbing activities not designated within the plans require review of cultural resources impacts. This work includes, but is not limited to: staging areas, borrow sites, waste disposal sites, and all material processing sites.

**COMMITMENT I: HISTORICAL PRESERVATION OFFICE CLEARANCES
(CONTINUED)**

The Contractor shall arrange and pay for a cultural resource survey and/or records search. The Contractor has the option to contact the state Archaeological Research Center (ARC) at 605-394-1936 or another qualified archaeologist, to obtain either a records search or a cultural resources survey. A record search might be sufficient for review; however, a cultural resources survey may need to be conducted by a qualified archaeologist.

The Contractor shall provide ARC with the following: a topographical map or aerial view on which the site is clearly outlined, site dimensions, project number, and PCN. If applicable, provide evidence that the site has been previously disturbed by farming, mining, or construction activities with a landowner statement that artifacts have not been found on the site.

The Contractor shall submit the records search or cultural resources survey report and if the location of the site is within the current geographical or historic boundaries of any South Dakota reservation to SDDOT Environmental Engineer, 700 East Broadway Avenue, Pierre, SD 57501-2586 (605-773-3180). SDDOT will submit the information to the appropriate SHPO/THPO. Allow **30 Days** from the date this information is submitted to the Environmental Engineer for SHPO/THPO review.

If evidence for cultural resources is uncovered during project construction activities, then such activities shall cease and the Project Engineer shall be immediately notified. The Project Engineer will contact the SDDOT Environmental Engineer in order to determine an appropriate course of action.

SHPO/THPO review does not relieve the Contractor of the responsibility for obtaining any additional permits and clearances for staging areas, borrow sites, waste disposal sites, or material processing sites that affect wetlands, threatened and endangered species, or waterways. The Contractor shall provide the required permits and clearances to the Project Engineer at the preconstruction meeting.

TABLE OF PCC PAVEMENT JACKING FOAM (I-90E, PCN i3ga)

Highway	MRM	PCC Pavement Jacking Foam (Lb)	Priority #
I-90 E	26.1	329	2
Total		329	

TABLE OF PCC PAVEMENT JACKING FOAM (I-90E, PCN i3gm)

Highway	MRM	PCC Pavement Jacking Foam (Lb)	Priority #
I-90 E	59.6	946	1
I-90 E	59.7	875	1
I-90 E	60.6	946	1
Total		2,768	

TABLE OF PCC PAVEMENT JACKING FOAM (I-90 W, PCN i3gc)

Highway	MRM	PCC Pavement Jacking Foam (Lb)	Priority #
I-90 W	21.4	655	2
I-90 W	27.1	1,183	2
Total		1,838	

TABLE OF PCC PAVEMENT JACKING FOAM (US 16B EB, PCN i3gd)

Highway	MRM	PCC Pavement Jacking Foam (Lb)	Priority #
US 16B EB	71.10	946	3
US 16B EB	71.14	2,011	3
Total		2,958	

TABLE OF PCC PAVEMENT JACKING FOAM (US 16B WB, PCN i3ge)

Highway	MRM	PCC Pavement Jacking Foam (Lb)	Priority #
US 16B WB	72.40	582	5
Total		582	

TABLE OF PCC PAVEMENT JACKING FOAM (SD 79 SB, PCN i3gf)

Highway	MRM	PCC Pavement Jacking Foam (Lb)	Priority #
79 SB	72.6	582	4
79 SB	71.6	437	4
79 SB	71.7	1,065	4
79 SB	70.6	710	4
Total		2,794	

TRAFFIC CONTROL

1. Traffic control will be accomplished by DOT personnel. The Contractor shall coordinate with DOT personnel at least one week prior to the start of construction. The Maintenance Supervisor for the Sturgis unit is Greg Boness, 605-347-1978. The Maintenance Supervisor for the Rapid City unit is Bob Smith, 605-381-7174.
2. Unless otherwise stated in these plans, no work will be allowed during hours of darkness. Hours of darkness are defined, as ½ hour after sunset until ½ hour before sunrise.

Revised 4/30/2014 GDS

3. Storage of vehicles and equipment shall be as near the right-of-way as possible. Contractor's employees should mobilize at a location off the right-of-way and arrive at the work sites in a minimum number of vehicles necessary to perform the work. Indiscriminate driving and parking of vehicles within the right-of-way will not be permitted. Any damage of the vegetation, surfacing, embankment, delineators, and existing signs resulting from such indiscriminate use shall be repaired and/or restored by the Contractor, at no expense to the State, and to the satisfaction of the Engineer.
4. All materials and equipment shall be stored a minimum distance of 30' from the traveled way during nonworking hours.
5. Vehicles working in traffic or alongside traffic shall be equipped with a flashing amber light visible from all directions. The amber light shall be mounted on the uppermost part of the contractor's vehicle. Lights must have peak intensity within the range of 40 to 400 candelas and must flash at 75 ± 15 flashes per minute. Vehicle flasher/hazard lights are not acceptable.
6. All construction operations shall be conducted in the general direction of traffic movement.